

OBSERVE E REESCREVA O NOME DA ESCOLA E A DATA

E. M. "PROF. CALIL RAHAL NETO".

IBIÚNA, 19 DE ABRIL DE 2021.

NOME: _____

(EI03ET04) (EI03EF01)




19 DE ABRIL DIA DO ÍNDIO

VAMOS PONTILHAR AS PALAVRAS E DEPOIS NOS QUADRINHOS
ESCREVER AS INICIAIS:



Í N D I O



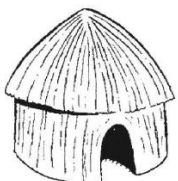
B O T E



A R C O



C O C A R



O C A



NOME: _____

PROFESSORA: JOCELI

Turma: FASE II A

DATA: 19/04/2021 ENTREGA: 11/05/2021

(EI03ET04)


FAÇA O TRACEJADO NO NÚMERO CORRESPONDENTE AOS ÍNDIOS DE CADA CENA. E DEPOIS, REGISTRE O NUMERAL NO QUADRO AO LADO:




1 2 3 4 5



1 2 3 4 5



1 2 3 4 5



1 2 3 4 5



1 2 3 4 5

OBS: JOGAR O JOGO DA MEMÓRIA DO DIA DO ÍNDIO QUE A PROFESSORA ENVIOU.

OBSERVE E REESCREVA O NOME DA ESCOLA E A DATA

E. M. "PROF. CALIL RAHAL NETO".


IBIÚNA, 20 DE ABRIL DE 2021.

NOME: _____



(EI03TS02) <https://www.youtube.com/watch?v=ZK7p6iKt-jw>

AGORA QUE JÁ ASSISTIU AO VÍDEO, USE SUA IMAGINAÇÃO, CRIATIVIDADE E DESENHE O QUE DESEJA TER EM SEU LIVRO MÁGICO?



NOME: _____

PROFESSORA: JOCELI

Turma: FASE II A

DATA: 20/04/2021 ENTREGA: 11/05/2021


(EI03ET01) (EI03ET04)

LIVRO

FAÇA UM X, COM LÁPIS VERMELHO EM 4 LIVROS :



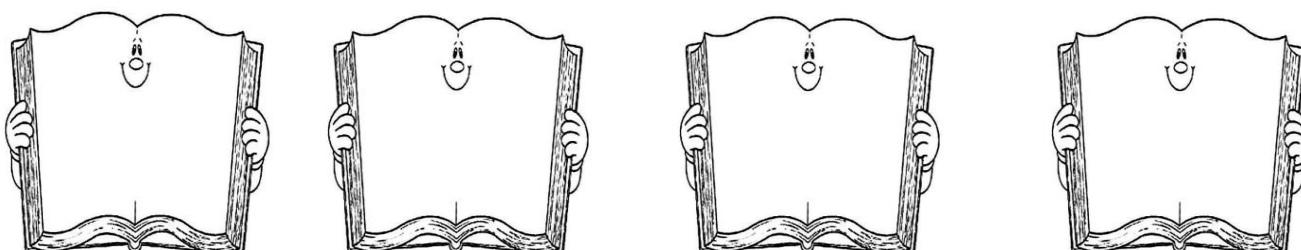
CIRCULE 5 LIVROS COM LÁPIS AZUL:



PINTE DE AMARELO, 2 LIVROS ABERTOS E PINTE DE VERDE, 2 LIVROS FECHADOS:



FAÇA A LETRA L, EM 3 LIVROS ABAIXO:



OBSERVE E REESCREVA O NOME DA ESCOLA E A DATA

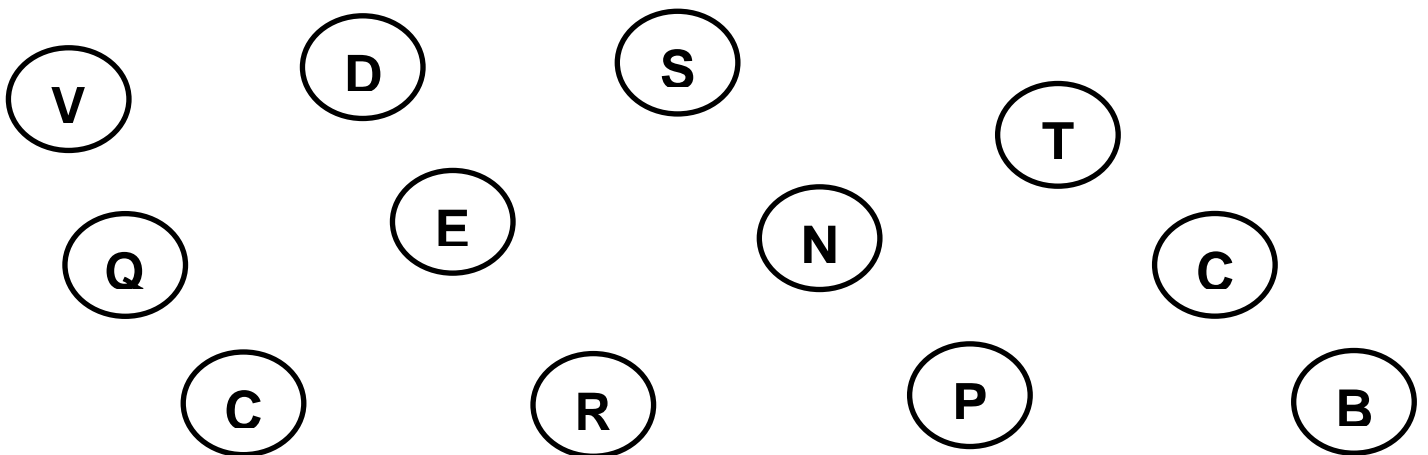
E. M. "PROF. CALIL RAHAL NETO".

IBIÚNA, 22 DE ABRIL DE 2021.

NOME: _____

(EI03EF01)

LIGAR TODOS OS PERSONAGENS DO SÍTIO DO PICA PAU AMARELO A LETRA INICIAL DO SEU NOME:



NOME: _____

PROFESSORA: JOCELI

Turma: FASE II A

DATA: 22/04/2021 ENTREGA: 11/05/2021

(EI03ET05) PRESTAR ATENÇÃO!!! LIGAR OS PERSONAGENS AO SEU NÚMERO CORRESPONDENTE:



7

1



9

2



5

3



3

4



1

5



8

6



2

7



4

8



6

9

OBSERVE E REESCREVA O NOME DA ESCOLA E A DATA

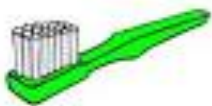
E. M. "PROF. CALIL RAHAL NETO".

IBIÚNA, 23 DE ABRIL DE 2021.

NOME: _____

(EI03EF09) (EI03CG04)

OBSERVE OS NOMES DOS OBJETOS DE HIGIENE, E EM SEGUIDA, COMPLETE COM AS VOGAIS QUE ESTÃO FALTANDO:



ESCOVA

__SC__V__



SABONETE

S__B__N__T__




TESOURA

T__SO__R__



PENTE

P__NT__



TOALHA

T__ __LH__

NOME: _____


PROFESSORA: JOCELI

Turma: FASE II A

DATA: 23/04/2021 ENTREGA: 11/05/2021

(EI03EF07)

RESOLVA O ENIGMA E FORME OS ENCONTROS VOCÁLICOS:



OBSERVE E REESCREVA O NOME DA ESCOLA E A DATA



E. M. "PROF. CALIL RAHAL NETO".

IBIÚNA, 26 DE ABRIL DE 2021.


NOME: _____

(EI03CG05) (EI03EF03)

VAMOS PONTILHAR E FAZER A ESCRITA DA LETRA B:



PINTE APENAS OS DESENHOS QUE SE INICIAM COM A LETRA B:



NOME: _____

PROFESSORA: JOCELI

Turma: FASE II A

DATA: 26/04/2021 ENTREGA: 11/05/2021

(EI03ET04)

VAMOS FAZER O PONTILHADO O NÚMERO 6, E DEPOIS PREENCHER TODA LINHA COM O NUMERAL QUE APRENDEU.



6 _____

6 _____

6 _____

6 _____

OBSERVE E REESCREVA O NOME DA ESCOLA E A DATA



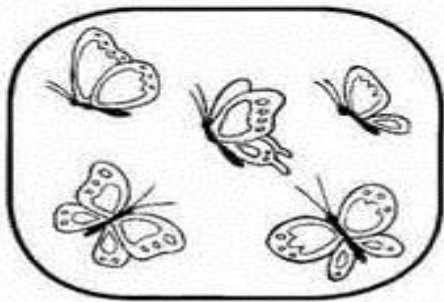



E. M. "PROF. CALIL RAHAL NETO".

IBIÚNA, 27 DE ABRIL DE 2021.


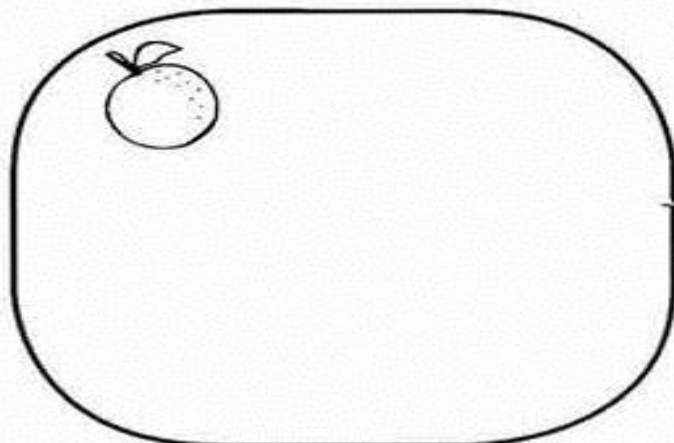
NOME: _____

(EI03ET04)

PINTE SOMENTE OS CONJUNTOS QUE POSSUEM 6 ELEMENTOS:



COMPLETE OS CONJUNTOS ABAIXO PARA QUE FIQUEM COM 6 ELEMENTOS:



NOME: _____

PROFESSORA: JOCELI


Turma: FASE II A

DATA: 27/04/2021 ENTREGA: 11/05/2021

(EI03EF02) PINTE TODA A LETRA B QUE ENCONTRAR NA CANTIGA:

BOI DA CARA PRETA

BOI, BOI, BOI
BOI DA CARA PRETA
PEGA ESTA CRIANÇA
QUE TEM MEDO DE CARETA



PINTE E COMPLETE AS IMAGENS COM A LETRA INICIAL B:



___ ALA



___ ALEIA




___ ARCO



___ EXIGA



___ IQUINI




___ ONECA



___ ONÉ



___ OLA



___ URRO

OBSERVE E REESCREVA O NOME DA ESCOLA E A DATA

E. M. "PROF. CALIL RAHAL NETO".

IBIÚNA, 28 DE ABRIL DE 2021.

NOME: _____

(EI03EF01)

VAMOS UNIR A LETRA **B**, COM CADA VOGAL E FORMAR AS SÍLABAS.

The diagram illustrates the process of combining the letter 'B' with vowels to form syllables. It features a central blue letter 'B' in a rounded square. Four arrows point from this 'B' to four red vowels: 'A', 'E', 'I', and 'U', each in its own rounded square. To the right of each vowel is another empty rounded square, intended for the student to write the resulting syllable. To the left of the 'B' are four butterfly illustrations, one for each vowel combination.

NOME: _____


























PROFESSORA: JOCELI

Turma: FASE II A

DATA: 28/04/2021 ENTREGA: 11/05/2021

(EI03ET05)

OBSERVE OS DESENHOS E PINTE AS FORMAS GEOMÉTRICAS COM AS QUAIS ELES SE PARECEM.

OBSERVE E REESCREVA O NOME DA ESCOLA E A DATA



E. M. "PROF. CALIL RAHAL NETO".

IBIÚNA, 29 DE ABRIL DE 2021.

NOME: _____

(EI03EF03)

LIGUE AS IMAGENS À SUA FAMÍLIA SILÁBICA CORRESPONDENTE:








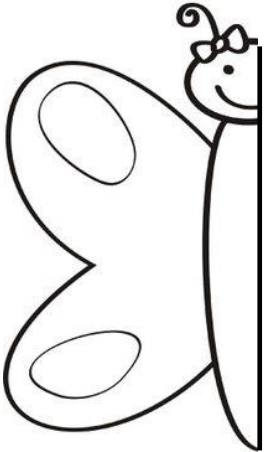
NOME: _____

PROFESSORA: JOCELI

Turma: FASE II A

DATA: 29/04/2021 ENTREGA: 11/05/2021

OBSERVE E COMPLETE AS GRAVURAS DOS DESENHOS:



OBSERVE E REESCREVA O NOME DA ESCOLA E A DATA


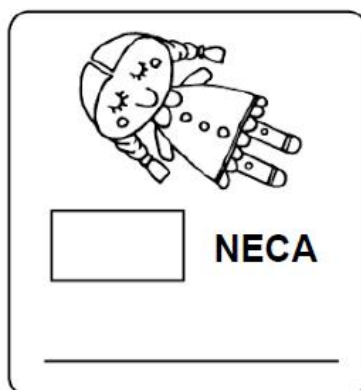

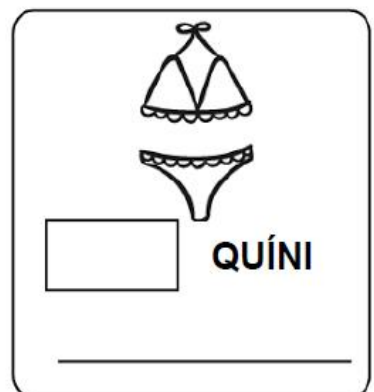
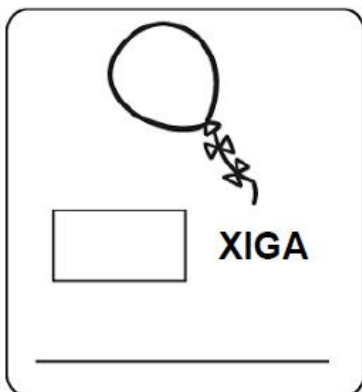

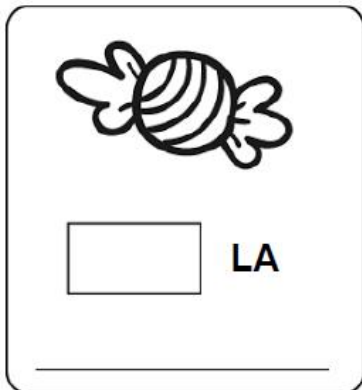
E. M. "PROF. CALIL RAHAL NETO".

IBIÚNA, 30 DE ABRIL DE 2021.

NOME: _____

(EI03EF03) (EI03EF07)

COMPLETE AS PALAVRAS COM AS SILÁBAS (BA BE BI BO BU):



NOME: _____


PROFESSORA: JOCELI

Turma: FASE II A

DATA: 30/04/2021 ENTREGA: 11/05/2021

(EI03ET01) (EI03ET05) (EI03ET07)

PINTE OS BRINQUEDOS REPETIDOS COM A MESMA COR:



AGORA, PINTE UM QUADRINHO PARA CADA BRINQUEDO REPETIDO E, DEPOIS, ESCREVA O NUMERAL CORRESPONDENTE:



--	--	--	--	--

--



--	--	--	--	--

--



--	--	--	--	--

--

OBSERVE E REESCREVA O NOME DA ESCOLA E A DATA

E. M. "PROF. CALIL RAHAL NETO".

IBIÚNA, 3 DE MAIO DE 2021.


NOME: _____

(EI03CG05) (EI03EF03)

VAMOS PONTILHAR E FAZER A ESCRITA DA LETRA C:



PINTE APENAS OS DESENHOS QUE SE INICIAM COM A LETRA C:



NOME: _____


PROFESSORA: JOCELI

Turma: FASE II A

DATA: 03/05/2021 ENTREGA: 11/05/2021

(EI03ET04)

VAMOS FAZER O PONTILHADO O NÚMERO 7, E DEPOIS PREENCHER TODA LINHA COM O NUMERAL QUE APRENDEU.



7

7

7

7

OBSERVE E REESCREVA O NOME DA ESCOLA E A DATA

E. M. "PROF. CALIL RAHAL NETO".

IBIÚNA, 4 DE MAIO DE 2021.




NOME: _____

(EI03EF02) PINTE TODA A LETRA C ,QUE ENCONTRAR NA CANTIGA:



CORRE CUTIA
NA CASA DA TIA
CORRE CIPÓ
NA CASA DA VÓ
LENCINHO NA MÃO
CAIU NO CHÃO
MOÇA BONITA
DO MEU CORAÇÃO.

PINTE E COMPLETE AS IMAGENS COM A LETRA INICIAL C:



NOME: _____


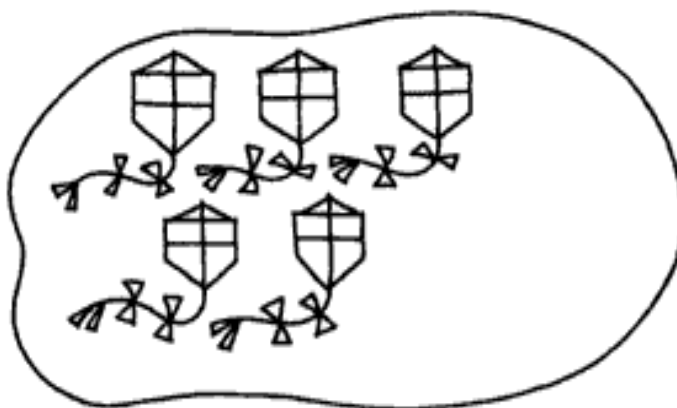
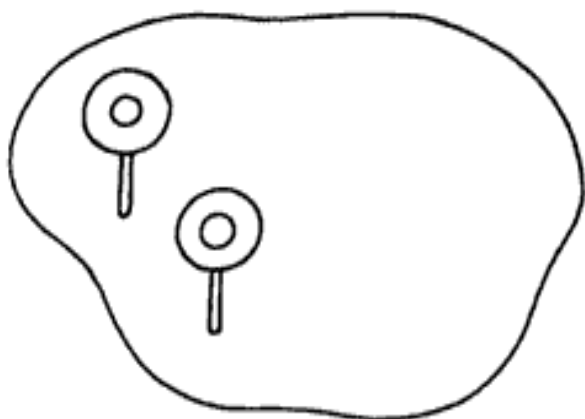
PROFESSORA: JOCELI

Turma: FASE II A

DATA: 04/05/2021 ENTREGA: 11/05/2021

(EI03ET04)

COMPLETE OS CONJUNTOS, PARA QUE FIQUEM COM 7 ELEMENTOS:



PINTE DE AMARELO AS ESTRELAS QUE CONTÉM O NÚMERO 7:



OBSERVE E REESCREVA O NOME DA ESCOLA E A DATA

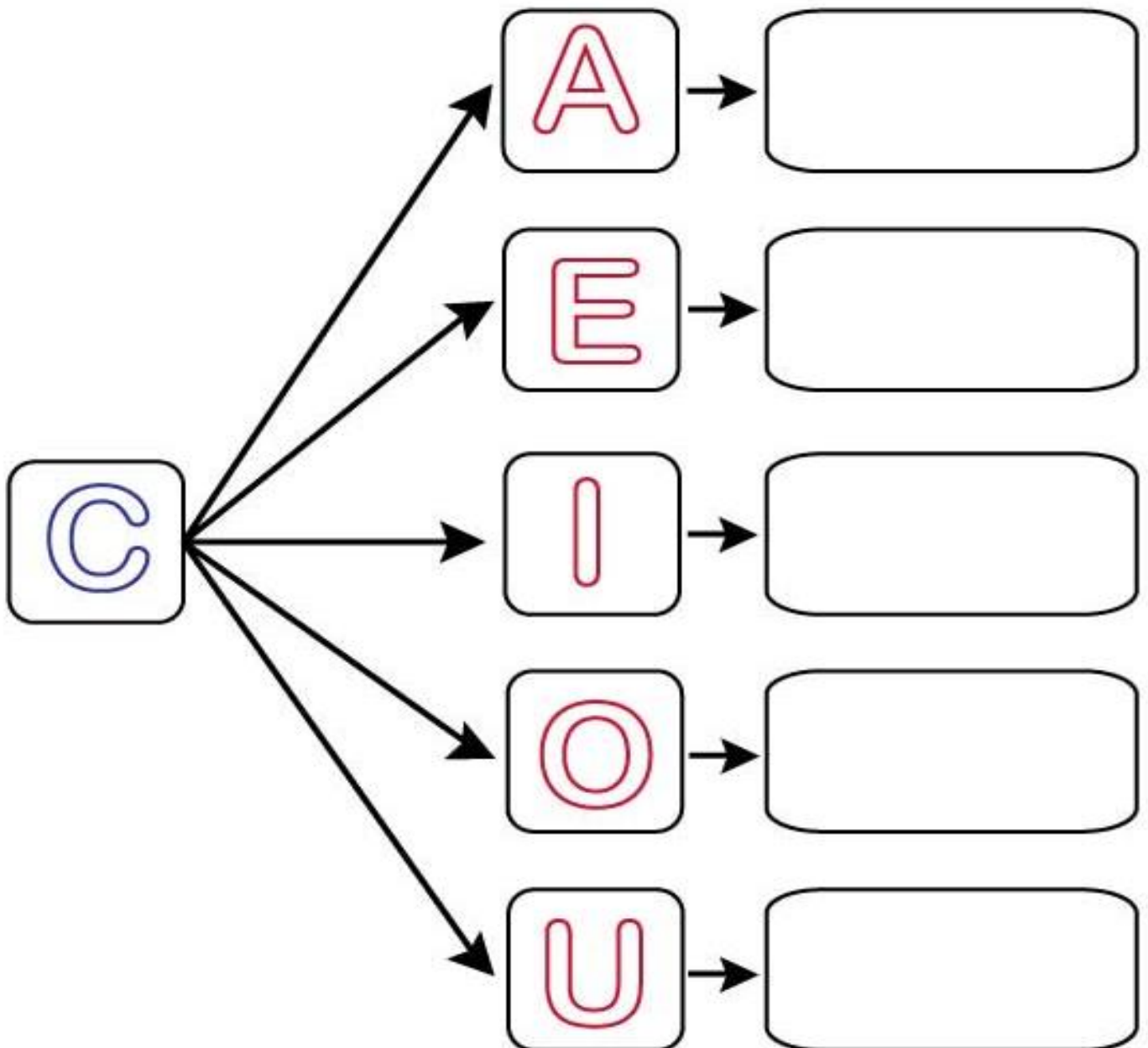
E. M. "PROF. CALIL RAHAL NETO".

IBIÚNA, 5 DE MAIO DE 2021.

NOME: _____

(EI03EF01)

VAMOS UNIR A LETRA C, COM CADA VOGAL E FORMAR AS SÍLABAS.



E.M "PROF.CALIL RAHAL NETO".

NOME: _____



PROFESSORA: JOCELI

Turma: FASE II A

DATA: 05/05/2021 ENTREGA: 11/05/2021

(EI03TS02) (EI03CG01)

RECORTE E COLE NOS QUADROS ABAIXO O QUEBRA-CABEÇA DA MENINA E DO MENINO. UTILIZAR O MATERIAL ENVIADO:



OBSERVE E REESCREVA O NOME DA ESCOLA E A DATA

E. M. "PROF. CALIL RAHAL NETO".

IBIÚNA, 6 DE MAIO DE 2021.

NOME: _____

(EI03ET04) (EI03EF01)

OBSERVE A PALAVRA ABAIXO :

FAÇA A ESCRITA DA PALAVRA MÃE:

MÃE

- PINTE A PRIMEIRA LETRA DA PALAVRA.
- CONTE QUANTAS LETRAS TEM A PALAVRA.



- ESCREVA ABAIXO AS VOGAIS QUE APARECEM NA PALAVRA.

NOME: _____

PROFESSORA: JOCELI

Turma: FASE II A




DATA: 06/05/2021 ENTREGA: 11/05/2021

(EI03ET04)

VAMOS COMPLETAR O BUQUÊ DA MAMÃE, DESENHANDO AS FLORES ATÉ COMPLETAR 5:



PINTE E DEPOIS LIGUE ÀS FLORES COM SEU NUMERAL CORRESPONDENTE:



OBSERVE E REESCREVA O NOME DA ESCOLA E A DATA

E. M. "PROF. CALIL RAHAL NETO".

IBIÚNA, 7 DE MAIO DE 2021.

NOME: _____

(EI03EF01) (EI03ET01)



MAMÃE, MEU MAIOR PRESENTE!




CIRCULE AS LETRAS QUE FORMAM A PALAVRA "MAMÃE".

U C O E
M V A Ã
P I M Õ B
Q



CIRCULE O **MAIOR** PRESENTE E RISQUE O **MENOR**.



COLOQUE A LETRA INICIAL DOS OBJETOS DA MAMÃE.



NOME: _____

PROFESSORA: JOCELI

Turma: FASE II A

DATA: 07/05/2021 ENTREGA: 11/05/2021

(EI03TS02)

VAMOS FAZER UM CARTÃO PARA A MAMÃE!!!!!!

PEGUE EM MÃOS O CARTÃO QUE A PROFESSORA ENVIOU.



ESCREVA O SEU NOME NA PARTE DE FORA DO CARTÃO ;

AGORA FAÇA BOLINHAS DE PAPEL CREPOM VERMELHO E COLE, NO CORAÇÃOZINHO QUE ESTÁ DENTRO DO CARTÃO ;

TIRE UMA FOTO BEM BONITA COM A MAMÃE E O CARTÃO PRONTO.

MANDE A FOTO PARA A PROFESSORA PARA FAZER UM VÍDEO EM HOMENAGEM AO DIA DAS MÃES.

OBSERVE E REESCREVA O NOME DA ESCOLA E A DATA

E. M. "PROF. CALIL RAHAL NETO".


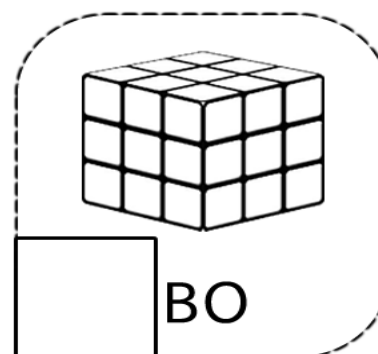
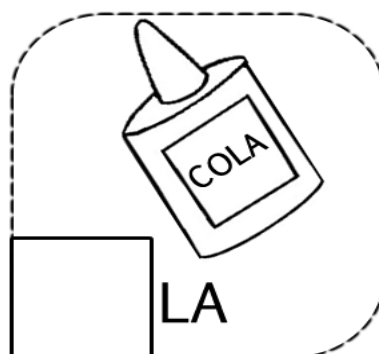
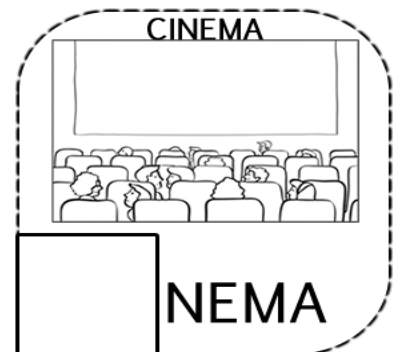
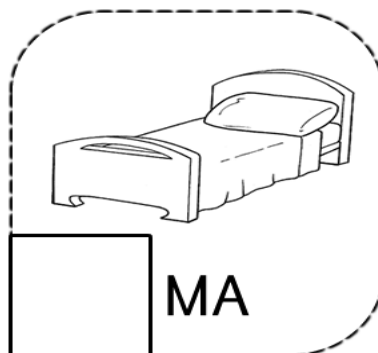
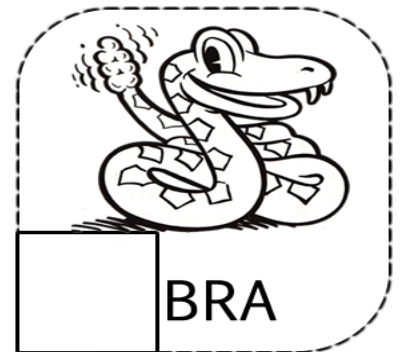

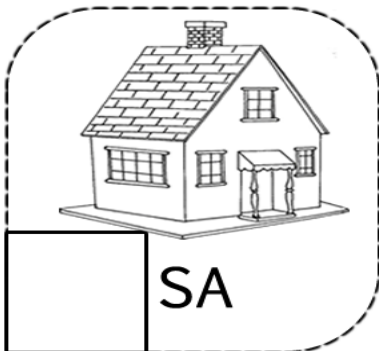
IBIÚNA, 10 DE MAIO DE 2021.

NOME: _____

(EI03EF01)

COMPLETE AS PALAVRAS COM AS SILÁBAS:

CA CE CI CO CU



NOME: _____

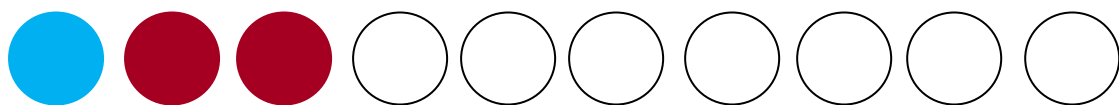
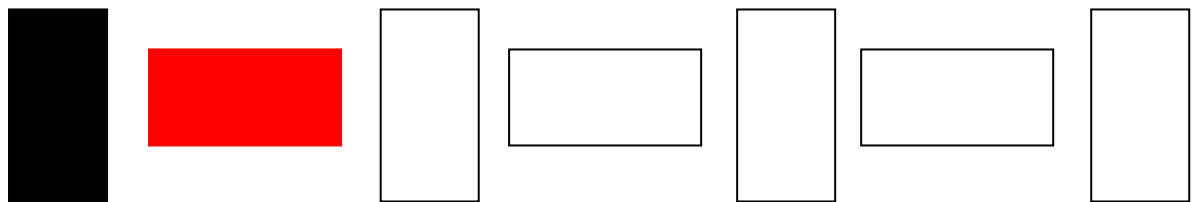
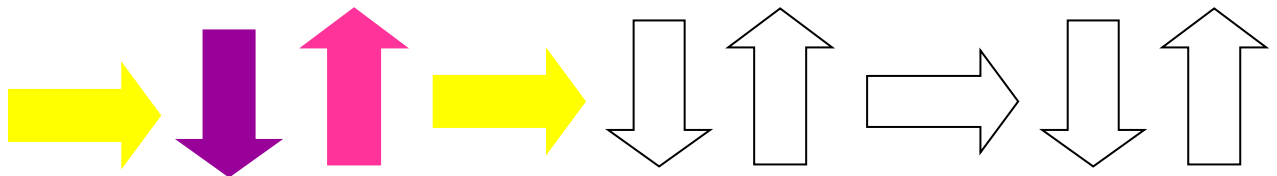

PROFESSORA: JOCELI

Turma: FASE II A


DATA: 10/05/2021 ENTREGA: 11/05/2021

(EI03ET05) (EI03ET07)


VAMOS FAZER AS SEQUÊNCIAS DAS CORES NAS IMAGENS ABAIXO:



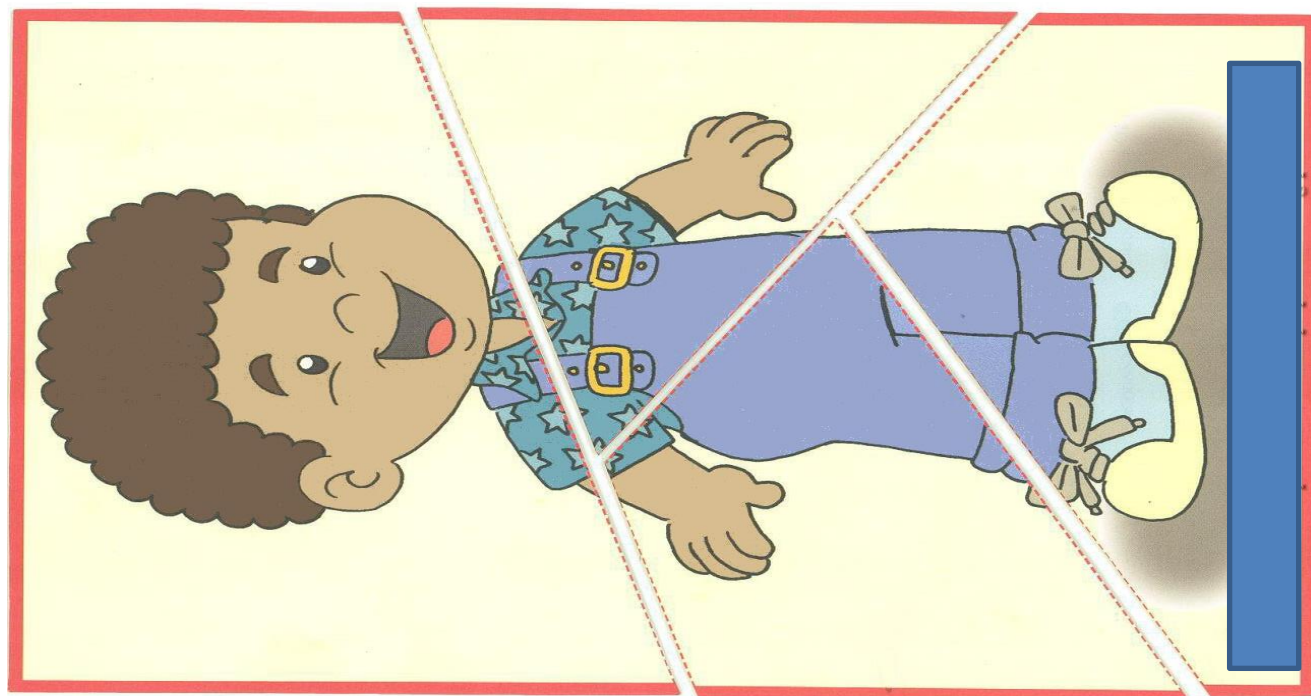
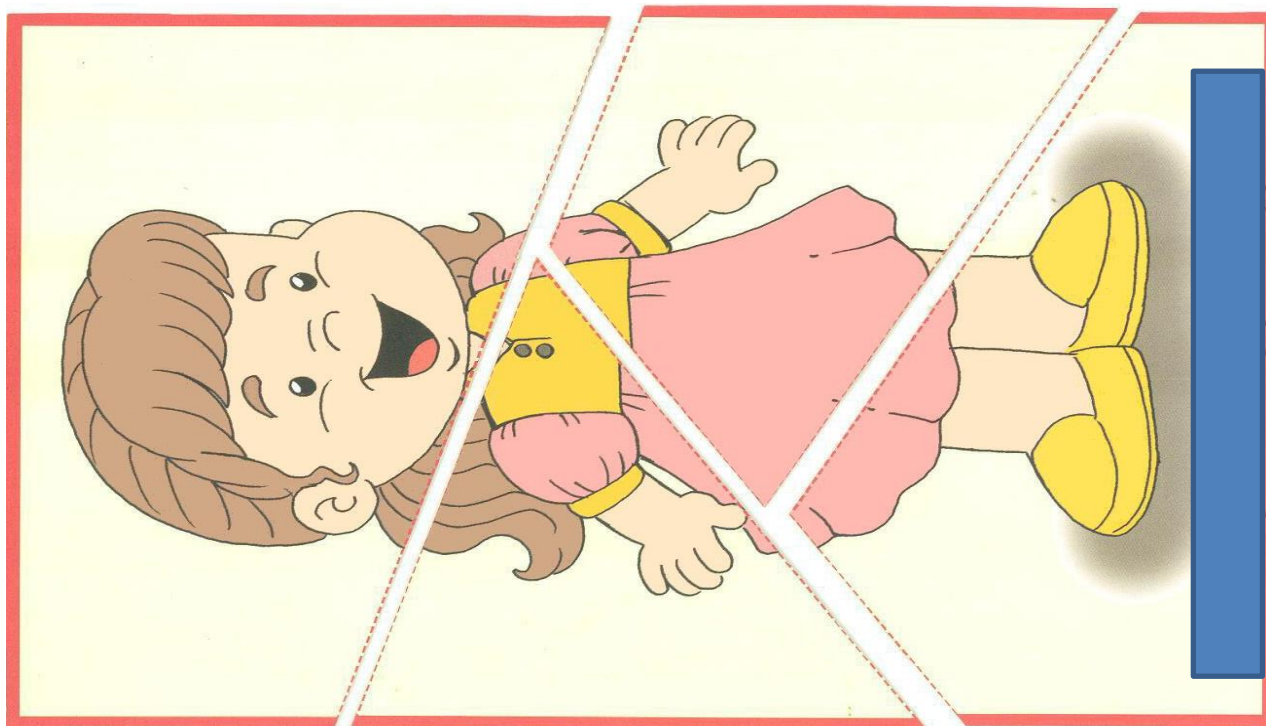
JOGO DA MEMÓRIA ATIVIDADE DO DIA 19/04/2021. RECORTE E BRINQUE.



JOGO DA MEMÓRIA ATIVIDADE DO DIA 19/04/2021. RECORTE E BRINQUE.




RECORTE E COLE NA ATIVIDADE DO DIA 05/05/2021





CALENDÁRIO 2021

MAIO




DOM	SEG	TER	QUA	QUI	SEX	SAB
						1
2	3	4	5	6	7	8
9	10	11	12	13	14	15
16	17	18	19	20	21	22
23	24	25	26	27	28	29
30	31					

DATAS COMEMORATIVAS DO MÊS
01 - DIA DO TRABALHO



CALENDÁRIO 2021

MAIO



DOM	SEG	TER	QUA	QUI	SEX	SAB
						1
2	3	4	5	6	7	8
9	10	11	12	13	14	15
16	17	18	19	20	21	22
23	24	25	26	27	28	29
30	31					

DATAS COMEMORATIVAS DO MÊS
01 - DIA DO TRABALHO



REFERÊNCIAS

<https://i.pinimg.com/originals/f2/76/49/f27649eb2470ce497df0b7327ebd7cdf.jpg>

<https://i.pinimg.com/originals/21/18/1f/21181f31947464e2d810c2beccd74e14.jpg>

https://encryptedtbn0.gstatic.com/images?q=tbn:ANd9GcQge8K_kADGLjK6T07cA5K1HXdfBnc3ap7EWg&usqp=CAU

<https://i.pinimg.com/474x/a5/65/80/a565801140d883a2859b231208edd28b.jpg>

http://2.bp.blogspot.com/FrhpAyMFu3c/UWOAT2DVQ9I/AAAAAAAD_U/8Xo0RWeReq8/s1600/DIA+DO+LIVRO+ABERTO+E+FECHADO.jpg

<https://i.pinimg.com/originals/9c/4f/b2/9c4fb2f15d3789088e1bce07092ce615.jpg>

https://http2.mlstatic.com/D_NQ_NP_767697-MLB41244165091_032020-O.jpg

<https://1.bp.blogspot.com/kBz5C4yPLIE/XQ7FjwZ6tl/AAAAAAADFU/K4qzg3bdhGsrxQEXbh3VP08XO9s1T401qCLcBGAs/s1600/atividade%2Bhigiene.jpg>

https://1.bp.blogspot.com/-W9JrKo2HYE/XtzyWaqryEI/AAAAAAAnLk/rV34AtG-dSYmQQtViVnBgo8SOPVSrA_2ACNcBGAsYHQ/s1600/ENCONTROS%2BVOC%25C3%2581LICOS.png

<https://i.pinimg.com/originals/a2/ca/5d/a2ca5d7af44f79b3368aef0816914624.png>

<https://i.pinimg.com/originals/a3/aa/8d/a3aa8d80e852afaa6226bc4cf220581c.png>

<https://3.bp.blogspot.com/-SCPOqaAd-98/Tk59MK4v2wl/AAAAAAQAQME/fi0ktR7V50k/s1600/atividades+com+numerais+para+EI+%252827%2529.jp>

<https://www.soescola.com/wp-content/uploads/2018/01/cantigas-de-roda-para-leitura-boi-da-cara-preta.jpg>

<https://i.pinimg.com/originals/4d/50/5c/4d505c207ce89dc8744b0dfdc1ee1aad.png>

<https://i.pinimg.com/originals/e1/88/83/e1888382e5ccae0c8afae9800369c6fc.png>

<https://amomensina.com.br/wp-content/uploads/2019/05/FIGURASGEOMC389TRICAS3-724x1024.png>

https://www.soescola.com/wp-content/uploads/2017/02/S%C3%8DLABABA_BE_BI_BO_BU-02-724x1024.png

<https://i.pinimg.com/originals/5c/23/9f/5c239f2d9707cb747397ef25dfdba991.png>

<https://i.pinimg.com/236x/8c/50/fa/8c50fa2241bce8829b04e473ba751566.jpg>

<https://i.pinimg.com/236x/8c/50/fa/8c50fa2241bce8829b04e473ba751566.jpg>

<https://i.pinimg.com/originals/fc/59/a2/fc59a20fe0b6d2a83bf5110d7b4e3465.png>

<https://www.criandocomapego.com/wp-content/uploads/2019/10/brincar-de-corre-cutia.jpg>

<https://i.pinimg.com/originals/0d/36/65/0d3665ee8ad112d883c275ad3b71aba4.jpg>

<https://i.pinimg.com/474x/ac/64/8a/ac648ac3dd55b4b91dc94d8bf8b76121.jpg>

<http://2.bp.blogspot.com/8UCkdimakNI/VcCiwjQOoCI/AAAAAAAAAOI/i8Q7NT3WYI/s640/Atividade%2Bde%2Bmatematica%2Bpara%2Bo%2B1%25C2%25B0%2Bano.png>

<https://2.bp.blogspot.com/0YpsFY2Qx2s/XL8WZfloOQI/AAAAAAAAABj8/haRlvi0pxy8TZpVDAAtZGXFGneIJPb1hQCLcBGAs/s1600/fam%25C3%25ADlia-sil%25C3%25A1bica-c-219.jpg>

http://2.bp.blogspot.com/_bkP57pB01U/SoF4NzhzSwI/AAAAAAAAAEAs/iyOKgJTot_s/s400/Quebra+cabe%C3%A7a+menina+A.jpg

<http://cantinhodosaber.com.br/wp-content/uploads/2017/04/Atividade-dia-das-M%C3%A3es-2017-4.jpg>

https://www.nossoclubinho.com.br/wp-content/uploads/2013/04/atividades_matematica_dia_das_maes.png

<https://i.pinimg.com/564x/73/47/6d/73476db75d7b11ddab928c4278f2ad74.jpg>

<https://i.pinimg.com/564x/6c/84/de/6c84ded19fe257efac12625eac50c224.jpg>

<https://i.pinimg.com/originals/92/8f/75/928f75e3e25fd94e7556b6fd86a9c6de.png>

https://www.teachingideas.co.uk/sites/default/files/styles/718w/public/patternsequences_0.jpg?itok=NJT13iH9

<https://israelakotona.blogspot.com/2021/01/calendario-leao.html>

blpodPrP4MI/X_gU0g3tyVI/AAAAAAAAAgPM/7MtO9KARHk4T96vGnRL7K8SNMUfHZtJyQCLcBGAsYHQ/w444-h640/le%25C3%25A3o%2B%25285%2529.JPG