




## 4ª. APOSTILA DE ESTUDOS ATIVIDADES NÃO PRESENCIAIS

2º BIMESTRE



EDUCAÇÃO INFANTIL

**ALUNO:**

**PROFESSORA: VERGINIA**

**TURMA: FASE II B**

**DATA DE DEVOLUÇÃO: 11/05/2021**

OBSERVE E REESCREVA O NOME DA ESCOLA E A DATA

E. M. "PROF. CALIL RAHAL NETO".

IBIÚNA, 19 DE ABRIL DE 2021.

NOME: \_\_\_\_\_

(EI03ET04) (EI03EF01)




**19 DE ABRIL DIA DO ÍNDIO**

VAMOS PONTILHAR AS PALAVRAS E DEPOIS NOS QUADRINHOS ESCREVER AS INICIAIS:



Í N D I O



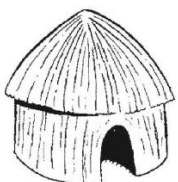
B O T E



A R C O



C O C A R



O C A

NOME: \_\_\_\_\_

PROFESSORA: VERGINIA

Turma: FASE II B

DATA: 19/04/2021 ENTREGA: 11/05/2021

(EI03ET04)


FAÇA O TRACEJADO NO NÚMERO CORRESPONDENTE AOS ÍNDIOS DE CADA CENA. E DEPOIS, REGISTRE O NUMERAL NO QUADRO AO LADO:




1 2 3 4 5



1 2 3 4 5



1 2 3 4 5



1 2 3 4 5



1 2 3 4 5

OBS: JOGAR O JOGO DA MEMÓRIA DO DIA DO ÍNDIO QUE A PROFESSORA ENVIOU.

OBSERVE E REESCREVA O NOME DA ESCOLA E A DATA

E. M. "PROF. CALIL RAHAL NETO".

---

IBIÚNA, 20 DE ABRIL DE 2021.


---

NOME: \_\_\_\_\_



(EI03TS02) <https://www.youtube.com/watch?v=ZK7p6iKt-jw>

AGORA QUE JÁ ASSISTIU AO VÍDEO, USE SUA IMAGINAÇÃO, CRIATIVIDADE E DESENHE O QUE DESEJA TER EM SEU LIVRO MÁGICO?



NOME: \_\_\_\_\_

PROFESSORA: VERGINIA


Turma: FASE II B

DATA: 20/04/2021 ENTREGA: 11/05/2021


(EI03ET01) (EI03ET04)

# LIVRO


FAÇA UM X, COM LÁPIS VERMELHO EM 4 LIVROS :



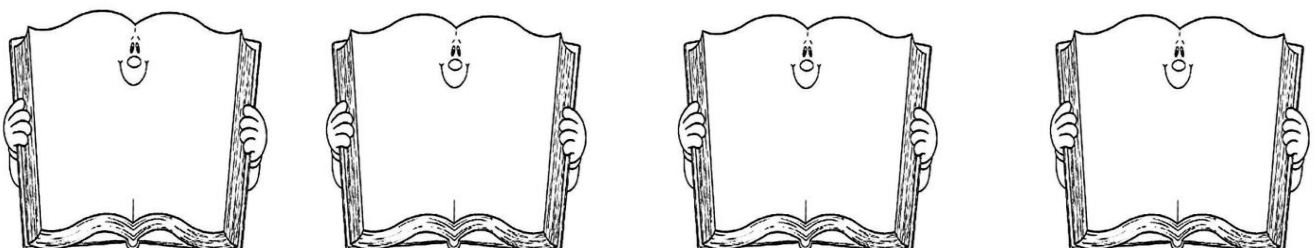
CIRCULE 5 LIVROS COM LÁPIS AZUL:



PINTE DE AMARELO, 2 LIVROS ABERTOS E PINTE DE VERDE, 2 LIVROS FECHADOS:



FAÇA A LETRA L, EM 3 LIVROS ABAIXO:





OBSERVE E REESCREVA O NOME DA ESCOLA E A DATA

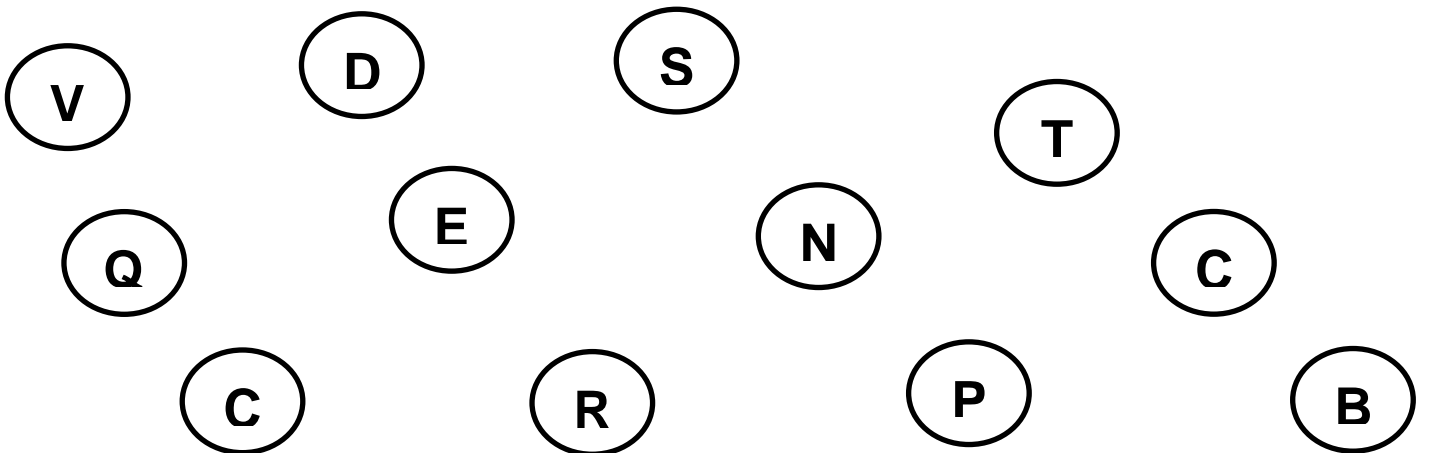
E. M. "PROF. CALIL RAHAL NETO".

IBIÚNA, 22 DE ABRIL DE 2021.

NOME: \_\_\_\_\_

(EI03EF01)

LIGAR TODOS OS PERSONAGENS DO SÍTIO DO PICA PAU AMARELO A LETRA INICIAL DO SEU NOME:



NOME: \_\_\_\_\_

PROFESSORA: VERGINIA


Turma: FASE II B

DATA: 22/04/2021 ENTREGA: 11/05/2021

(EI03ET05) PRESTAR ATENÇÃO!!! LIGAR OS PERSONAGENS AO SEU NÚMERO CORRESPONDENTE:



7



1



9



2



5



3



3



4




1



5



8



6




2



7




4



8



6



9

OBSERVE E REESCREVA O NOME DA ESCOLA E A DATA

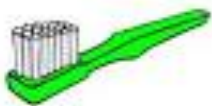
E. M. "PROF. CALIL RAHAL NETO".

IBIÚNA, 23 DE ABRIL DE 2021.

NOME: \_\_\_\_\_

(EI03EF09) (EI03CG04)

OBSERVE OS NOMES DOS OBJETOS DE HIGIENE, E EM SEGUIDA, COMPLETE COM AS VOGAIS QUE ESTÃO FALTANDO:



ESCOVA

\_\_SC\_\_V\_\_



SABONETE

S\_\_B\_\_N\_\_T\_\_




TESOURA

T\_\_SO\_\_R\_\_



PENTE

P\_\_NT\_\_



TOALHA

T\_\_ \_\_LH\_\_



NOME: \_\_\_\_\_


PROFESSORA: VERGINIA















Turma: FASE II B

DATA: 23/04/2021 ENTREGA: 11/05/2021

(EI03EF07)

RESOLVA O ENIGMA E FORME OS ENCONTROS VOCÁLICOS:



	+		=	<input type="text"/>
	+		=	<input type="text"/>
	+		=	<input type="text"/>
	+		=	<input type="text"/>
	+		=	<input type="text"/>
	+		=	<input type="text"/>
	+		=	<input type="text"/>

OBSERVE E REESCREVA O NOME DA ESCOLA E A DATA



E. M. "PROF. CALIL RAHAL NETO".

IBIÚNA, 26 DE ABRIL DE 2021.


NOME: \_\_\_\_\_

(EI03CG05) (EI03EF03)

VAMOS PONTILHAR E FAZER A ESCRITA DA LETRA B:



PINTE APENAS OS DESENHOS QUE SE INICIAM COM A LETRA B:



NOME: \_\_\_\_\_

PROFESSORA: VERGINIA

Turma: FASE II B

DATA: 26/04/2021 ENTREGA: 11/05/2021

(EI03ET04)

VAMOS FAZER O PONTILHADO O NÚMERO 6, E DEPOIS PREENCHER TODA LINHA COM O NUMERAL QUE APRENDEU.



6 \_\_\_\_\_

6 \_\_\_\_\_

6 \_\_\_\_\_

6 \_\_\_\_\_

OBSERVE E REESCREVA O NOME DA ESCOLA E A DATA



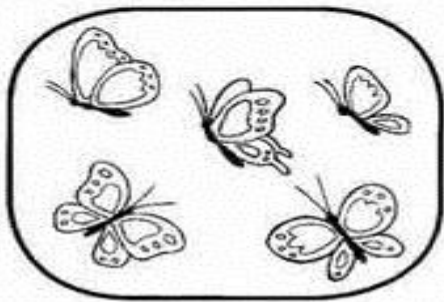



E. M. "PROF. CALIL RAHAL NETO".

IBIÚNA, 27 DE ABRIL DE 2021.


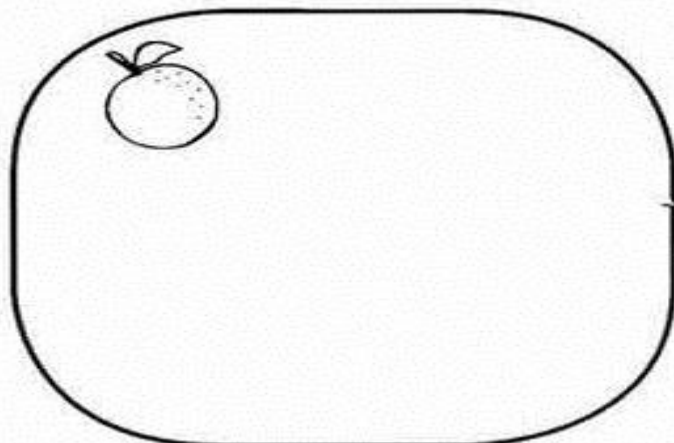
NOME: \_\_\_\_\_

(EI03ET04)

PINTE SOMENTE OS CONJUNTOS QUE POSSUEM 6 ELEMENTOS:



COMPLETE OS CONJUNTOS ABAIXO PARA QUE FIQUEM COM 6 ELEMENTOS:



NOME: \_\_\_\_\_

PROFESSORA: VERGINIA


Turma: FASE II B

DATA: 27/04/2021 ENTREGA: 11/05/2021

(EI03EF02) PINTE TODA A LETRA B QUE ENCONTRAR NA CANTIGA:

**BOI DA CARA PRETA**

BOI, BOI, BOI  
BOI DA CARA PRETA  
PEGA ESTA CRIANÇA  
QUE TEM MEDO DE CARETA



PINTE E COMPLETE AS IMAGENS COM A LETRA INICIAL B:



\_\_\_ ALA



\_\_\_ ALEIA




\_\_\_ ARCO



\_\_\_ EXIGA



\_\_\_ IQUINI



\_\_\_ ONECA



\_\_\_ ONÉ



\_\_\_ OLA



\_\_\_ URRO

OBSERVE E REESCREVA O NOME DA ESCOLA E A DATA

E. M. "PROF. CALIL RAHAL NETO".

IBIÚNA, 28 DE ABRIL DE 2021.

NOME: \_\_\_\_\_

(EI03EF01)

VAMOS UNIR A LETRA **B**, COM CADA VOGAL E FORMAR AS SÍLABAS.

A diagram for a syllable formation activity. On the left, a blue letter 'B' is inside a rounded square. Four arrows point from this 'B' to four red vowels: 'A', 'E', 'I', and 'U', each also in a rounded square. To the right of each vowel square is an empty rounded square. To the left of the 'B' square are four butterfly illustrations. Small arrows point from each butterfly towards the 'B' square.



NOME: \_\_\_\_\_


























PROFESSORA: VERGINIA

Turma: FASE II B

DATA: 28/04/2021 ENTREGA: 11/05/2021

(EI03ET05)

OBSERVE OS DESENHOS E PINTE AS FORMAS GEOMÉTRICAS COM AS QUAIS ELES SE PARECEM.

OBSERVE E REESCREVA O NOME DA ESCOLA E A DATA



E. M. "PROF. CALIL RAHAL NETO".

IBIÚNA, 29 DE ABRIL DE 2021.

NOME: \_\_\_\_\_

(EI03EF03)

LIGUE AS IMAGENS À SUA FAMÍLIA SILÁBICA CORRESPONDENTE:








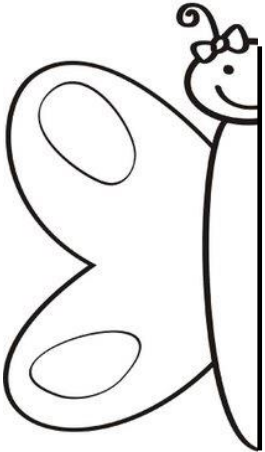
NOME: \_\_\_\_\_

PROFESSORA: VERGINIA

Turma: FASE II B

DATA: 29/04/2021 ENTREGA: 11/05/2021

OBSERVE E COMPLETE AS GRAVURAS DOS DESENHOS:



OBSERVE E REESCREVA O NOME DA ESCOLA E A DATA


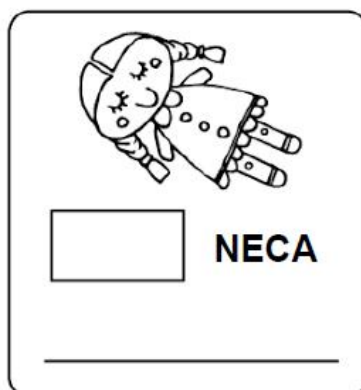

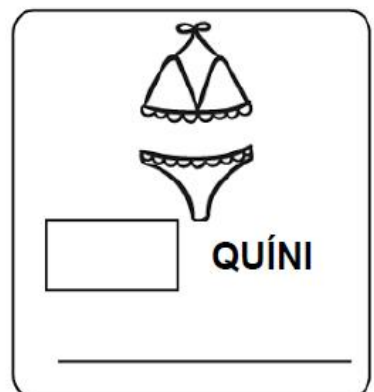
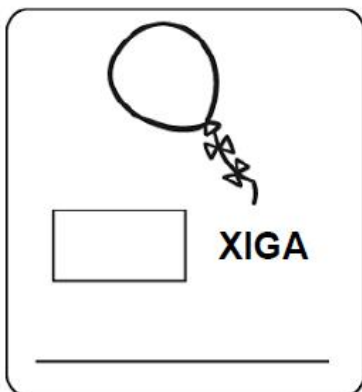

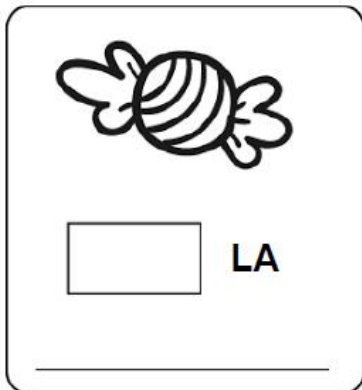
E. M. "PROF. CALIL RAHAL NETO".

IBIÚNA, 30 DE ABRIL DE 2021.

NOME: \_\_\_\_\_

(EI03EF03) (EI03EF07)

COMPLETE AS PALAVRAS COM AS SILÁBAS (BA BE BI BO BU):





OBSERVE E REESCREVA O NOME DA ESCOLA E A DATA

E. M. "PROF. CALIL RAHAL NETO".

IBIÚNA, 3 DE MAIO DE 2021.


NOME: \_\_\_\_\_

(EI03CG05) (EI03EF03)

VAMOS PONTILHAR E FAZER A ESCRITA DA LETRA C:



PINTE APENAS OS DESENHOS QUE SE INICIAM COM A LETRA C:





NOME: \_\_\_\_\_


PROFESSORA: VERGINIA

Turma: FASE II B

DATA: 03/05/2021 ENTREGA: 11/05/2021

(EI03ET04)

VAMOS FAZER O PONTILHADO O NÚMERO 7, E DEPOIS PREENCHER TODA LINHA COM O NUMERAL QUE APRENDEU.



7

---

7

---

7

---

7

---

OBSERVE E REESCREVA O NOME DA ESCOLA E A DATA

E. M. "PROF. CALIL RAHAL NETO".

IBIÚNA, 4 DE MAIO DE 2021.



NOME: \_\_\_\_\_

(EI03EF02) PINTA TODA A LETRA C, QUE ENCONTRAR NA CANTIGA:



CORRE CUTIA  
NA CASA DA TIA  
CORRE CIPÓ  
NA CASA DA VÓ  
LENCINHO NA MÃO  
CAIU NO CHÃO  
MOÇA BONITA  
DO MEU CORAÇÃO.

PINTE E COMPLETE AS IMAGENS COM A LETRA INICIAL C:



NOME: \_\_\_\_\_



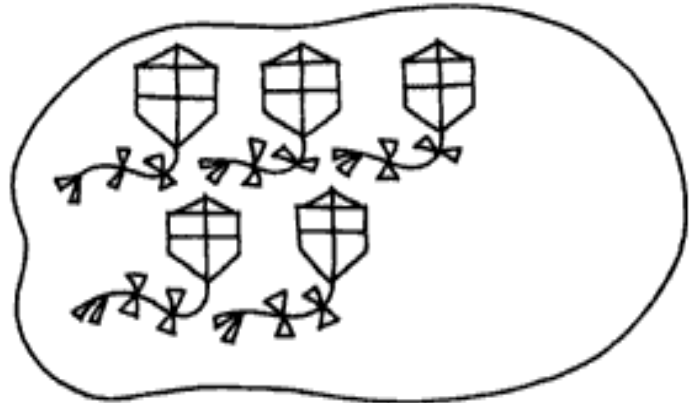
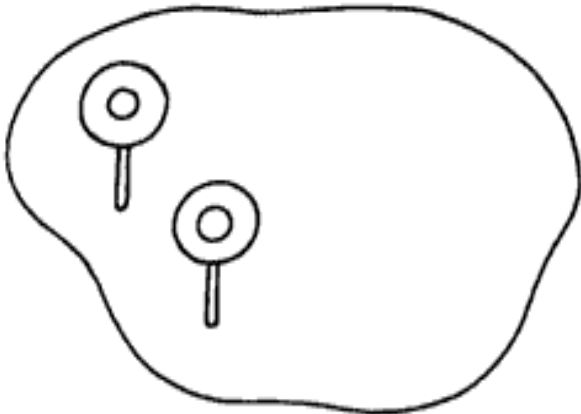
PROFESSORA: VERGINIA

Turma: FASE II B

DATA: 04/05/2021 ENTREGA: 11/05/2021

(EI03ET04)

COMPLETE OS CONJUNTOS, PARA QUE FIQUEM COM 7 ELEMENTOS:



PINTE DE AMARELO AS ESTRELAS QUE CONTÉM O NÚMERO 7:



OBSERVE E REESCREVA O NOME DA ESCOLA E A DATA

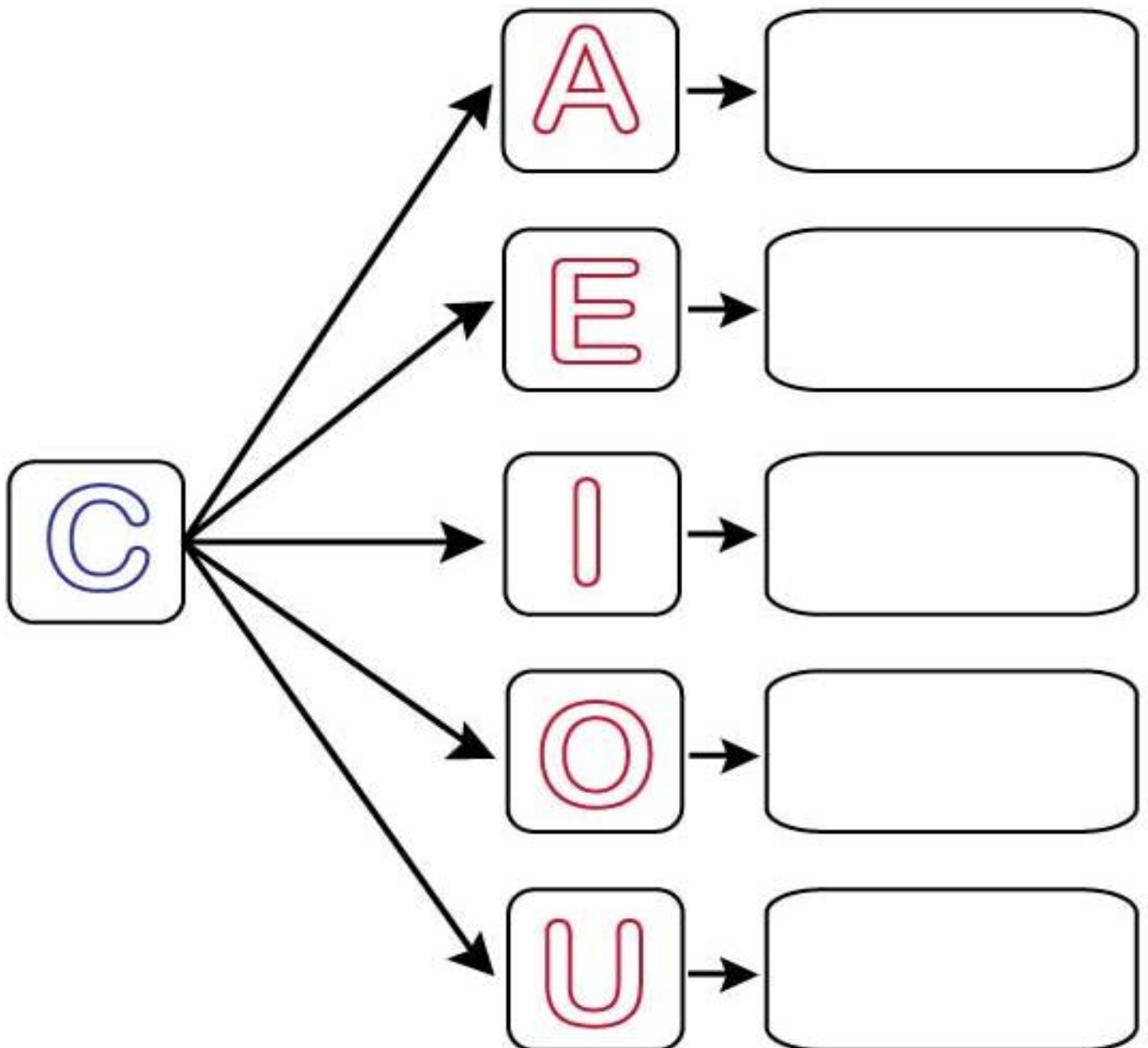
E. M. "PROF. CALIL RAHAL NETO".

IBIÚNA, 5 DE MAIO DE 2021.

NOME: \_\_\_\_\_

(EI03EF01)

VAMOS UNIR A LETRA C, COM CADA VOGAL E FORMAR AS SÍLABAS.



E.M "PROF.CALIL RAHAL NETO".

**NOME:** \_\_\_\_\_



PROFESSORA: VERGINIA

Turma: FASE II B

DATA: 05/05/2021 ENTREGA: 11/05/2021

(EI03TS02) (EI03CG01)

RECORTE E COLE NOS QUADROS ABAIXO O QUEBRA-CABEÇA DA MENINA E DO MENINO. UTILIZAR O MATERIAL ENVIADO:



OBSERVE E REESCREVA O NOME DA ESCOLA E A DATA

E. M. "PROF. CALIL RAHAL NETO".

---

IBIÚNA, 6 DE MAIO DE 2021.

---

NOME: \_\_\_\_\_

(EI03ET04) (EI03EF01)

OBSERVE A PALAVRA ABAIXO :

FAÇA A ESCRITA DA PALAVRA MÃE:

MÃE

---

- PINTE A PRIMEIRA LETRA DA PALAVRA.
- CONTE QUANTAS LETRAS TEM A PALAVRA.



- ESCREVA ABAIXO AS VOGAIS QUE APARECEM NA PALAVRA.
-



NOME: \_\_\_\_\_

PROFESSORA: VERGINIA

Turma: FASE II B




DATA: 06/05/2021 ENTREGA: 11/05/2021

(EI03ET04)

VAMOS COMPLETAR O BUQUÊ DA MAMÃE, DESENHANDO AS FLORES ATÉ COMPLETAR 5:



PINTE E DEPOIS LIGUE ÀS FLORES COM SEU NUMERAL CORRESPONDENTE:



OBSERVE E REESCREVA O NOME DA ESCOLA E A DATA

E. M. "PROF. CALIL RAHAL NETO".

IBIÚNA, 7 DE MAIO DE 2021.

NOME: \_\_\_\_\_

(EI03EF01) (EI03ET01)



MAMÃE, MEU MAIOR PRESENTE!




CIRCULE AS LETRAS QUE FORMAM A PALAVRA "MAMÃE".

U C O E  
M V A Ã  
P I M Õ B  
Q



CIRCULE O MAIOR PRESENTE E RISQUE O MENOR.



COLOQUE A LETRA INICIAL DOS OBJETOS DA MAMÃE.



**NOME:** \_\_\_\_\_

PROFESSORA: VERGINIA

Turma: FASE II B

DATA: 07/05/2021 ENTREGA: 11/05/2021

(EI03TS02)

VAMOS FAZER UM CARTÃO PARA A MAMÃE!!!!!!

PEGUE EM MÃOS O CARTÃO QUE A PROFESSORA ENVIOU.



ESCREVA O SEU NOME NA PARTE DE FORA DO CARTÃO ;

AGORA FAÇA BOLINHAS DE PAPEL CREPOM VERMELHO E COLE, NO CORAÇÃOZINHO QUE ESTÁ DENTRO DO CARTÃO ;

TIRE UMA FOTO BEM BONITA COM A MAMÃE E O CARTÃO PRONTO.

MANDE A FOTO PARA A PROFESSORA PARA FAZER UM VÍDEO EM HOMENAGEM AO DIA DAS MÃES.

OBSERVE E REESCREVA O NOME DA ESCOLA E A DATA

E. M. "PROF. CALIL RAHAL NETO".


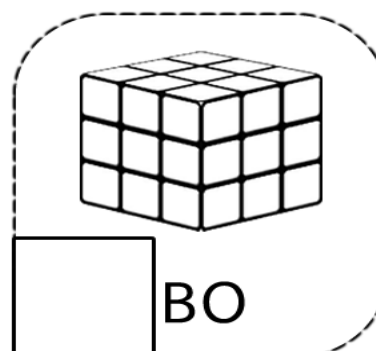
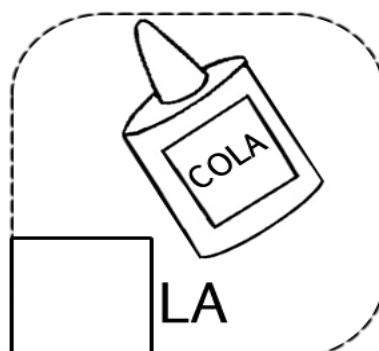
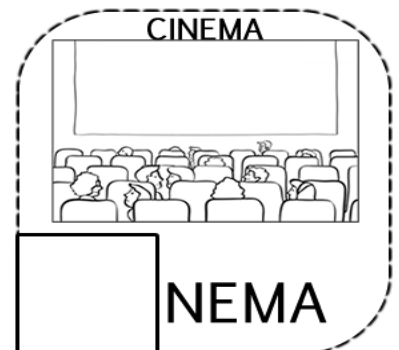
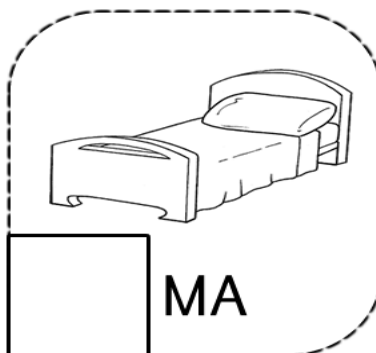
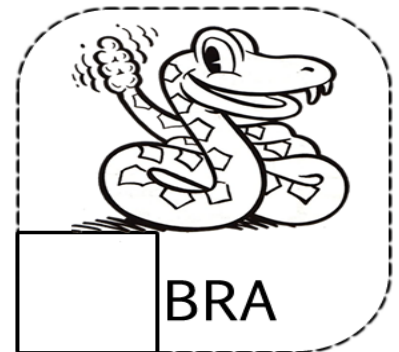

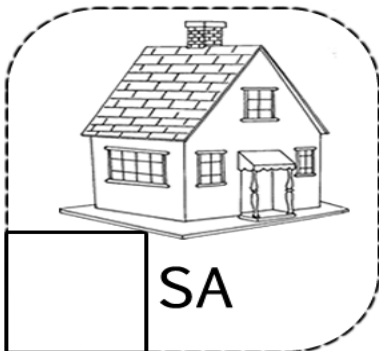
IBIÚNA, 10 DE MAIO DE 2021.

NOME: \_\_\_\_\_

(EI03EF01)

COMPLETE AS PALAVRAS COM AS SILÁBAS:

CA CE CI CO CU



NOME: \_\_\_\_\_

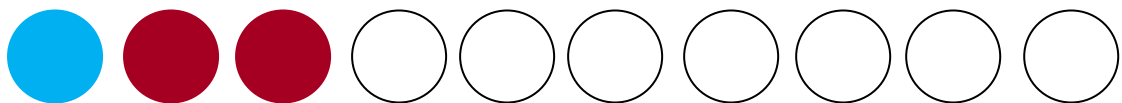
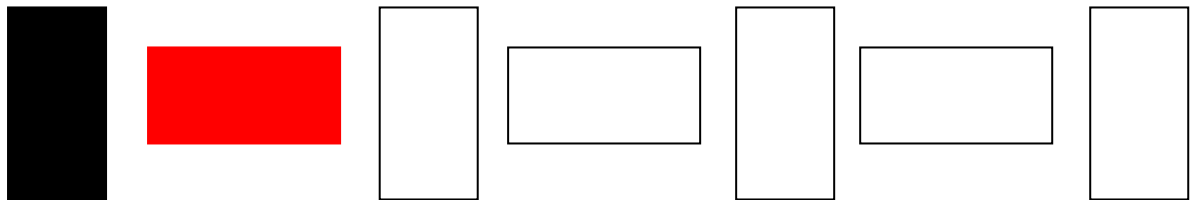
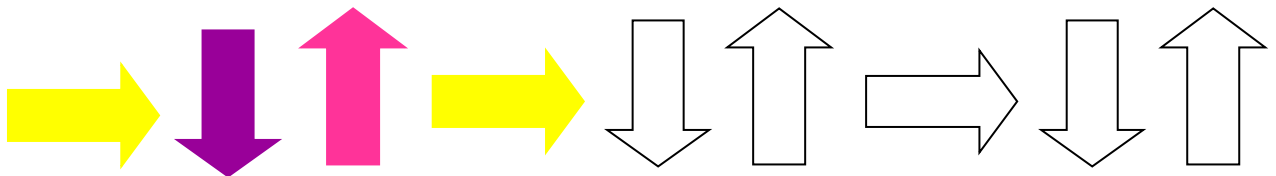


PROFESSORA: VERGINIA

Turma: FASE II B


DATA: 10/05/2021 ENTREGA: 11/05/2021

(EI03ET05) (EI03ET07)


VAMOS FAZER AS SEQUÊNCIAS DAS CORES NAS IMAGENS ABAIXO:



JOGO DA MEMÓRIA ATIVIDADE DO DIA 19/04/2021. RECORTE E BRINQUE.

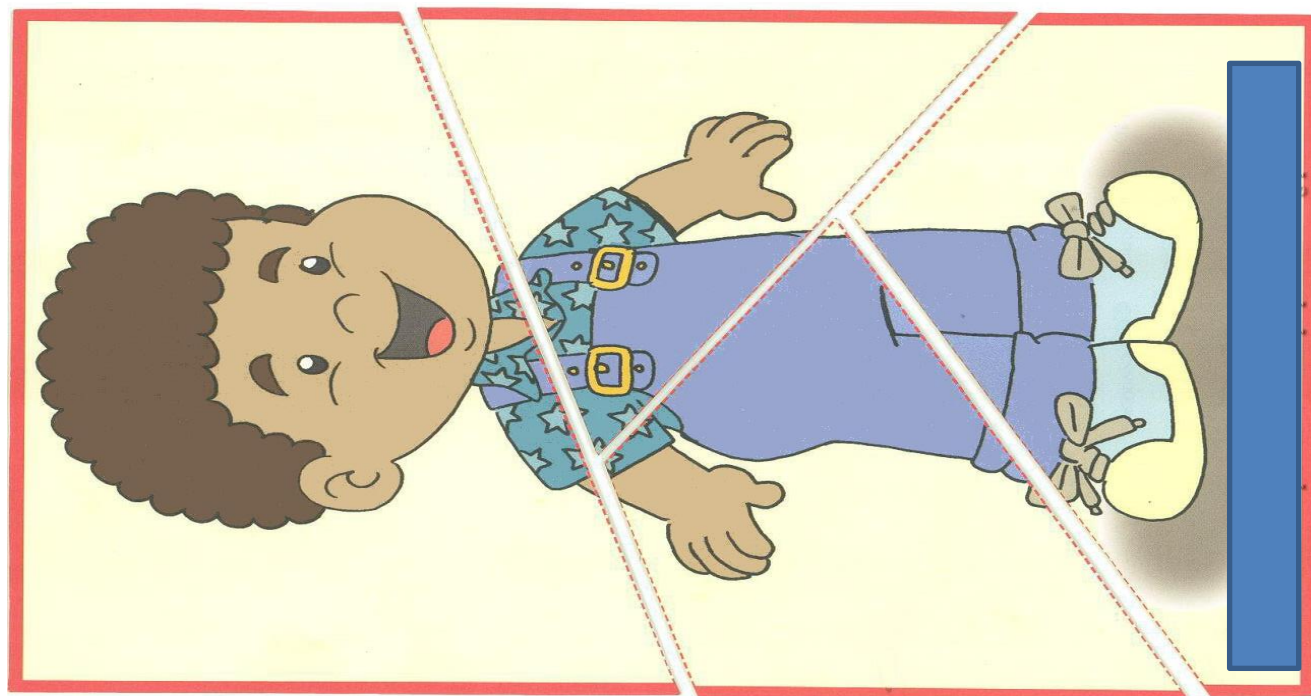
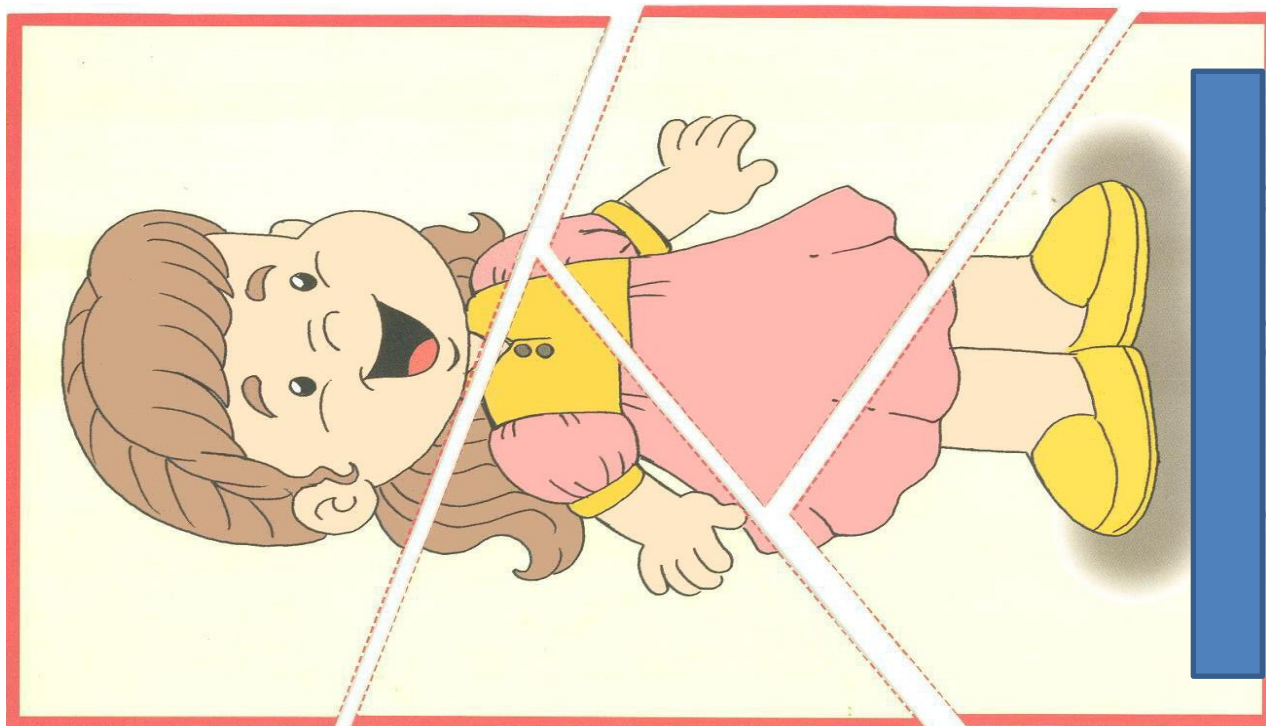


JOGO DA MEMÓRIA ATIVIDADE DO DIA 19/04/2021. RECORTE E BRINQUE.





RECORTE E COLE NA ATIVIDADE DO DIA 05/05/2021




ATIVIDADE DO DIA 07/05/2021 CARTÃO DO DIA DAS MÃES





# CALENDÁRIO 2021

## MAIO




DOM	SEG	TER	QUA	QUI	SEX	SAB
						1
2	3	4	5	6	7	8
9	10	11	12	13	14	15
16	17	18	19	20	21	22
23	24	25	26	27	28	29
30	31					

DATAS COMEMORATIVAS DO MÊS  
01 - DIA DO TRABALHO



# CALENDÁRIO 2021

## MAIO



DOM	SEG	TER	QUA	QUI	SEX	SAB
						1
2	3	4	5	6	7	8
9	10	11	12	13	14	15
16	17	18	19	20	21	22
23	24	25	26	27	28	29
30	31					

DATAS COMEMORATIVAS DO MÊS  
01 - DIA DO TRABALHO



## REFERÊNCIAS

<https://i.pinimg.com/originals/f2/76/49/f27649eb2470ce497df0b7327ebd7cdf.jpg>

<https://i.pinimg.com/originals/21/18/1f/21181f31947464e2d810c2beccd74e14.jpg>

[https://encryptedtbn0.gstatic.com/images?q=tbn:ANd9GcQge8K\\_kADGLjK6T07cA5K1HXdfBnc3ap7EWg&usqp=CAU](https://encryptedtbn0.gstatic.com/images?q=tbn:ANd9GcQge8K_kADGLjK6T07cA5K1HXdfBnc3ap7EWg&usqp=CAU)

<https://i.pinimg.com/474x/a5/65/80/a565801140d883a2859b231208edd28b.jpg>

[http://2.bp.blogspot.com/FrhpAyMFu3c/UWOAT2DVQ9I/AAAAAAAD\\_U/8Xo0RWeReq8/s1600/DIA+DO+LIVRO+ABERTO+E+FECHADO.jpg](http://2.bp.blogspot.com/FrhpAyMFu3c/UWOAT2DVQ9I/AAAAAAAD_U/8Xo0RWeReq8/s1600/DIA+DO+LIVRO+ABERTO+E+FECHADO.jpg)

<https://i.pinimg.com/originals/9c/4f/b2/9c4fb2f15d3789088e1bce07092ce615.jpg>

[https://http2.mlstatic.com/D\\_NQ\\_NP\\_767697-MLB41244165091\\_032020-O.jpg](https://http2.mlstatic.com/D_NQ_NP_767697-MLB41244165091_032020-O.jpg)

<https://1.bp.blogspot.com/kBz5C4yPLIE/XQ7FjwZ6tl/AAAAAAAADFU/K4qzg3bdhGsrxQEXbh3VP08XO9s1T401qCLcBGAs/s1600/atividade%2Bhigiene.jpg>

[https://1.bp.blogspot.com/-W9JrKo2HYE/XtzyWaqryEI/AAAAAAAnLk/rV34AtG-dSYmQQtViVnBgo8SOPVSrA\\_2ACNcBGAsYHQ/s1600/ENCONTROS%2BVOC%25C3%2581LICOS.png](https://1.bp.blogspot.com/-W9JrKo2HYE/XtzyWaqryEI/AAAAAAAnLk/rV34AtG-dSYmQQtViVnBgo8SOPVSrA_2ACNcBGAsYHQ/s1600/ENCONTROS%2BVOC%25C3%2581LICOS.png)

<https://i.pinimg.com/originals/a2/ca/5d/a2ca5d7af44f79b3368aef0816914624.png>

<https://i.pinimg.com/originals/a3/aa/8d/a3aa8d80e852afaa6226bc4cf220581c.png>

<https://3.bp.blogspot.com/-SCPOqaAd-98/Tk59MK4v2wl/AAAAAAAQME/fi0ktR7V50k/s1600/atividades+com+numerais+para+EI+%252827%2529.jp>

<https://www.soescola.com/wp-content/uploads/2018/01/cantigas-de-roda-para-leitura-boi-da-cara-preta.jpg>

<https://i.pinimg.com/originals/4d/50/5c/4d505c207ce89dc8744b0dfdc1ee1aad.png>

<https://i.pinimg.com/originals/e1/88/83/e1888382e5ccae0c8afae9800369c6fc.png>

<https://amomensina.com.br/wp-content/uploads/2019/05/FIGURASGEOMC389TRICAS3-724x1024.png>

[https://www.soescola.com/wp-content/uploads/2017/02/S%C3%8DLABABA\\_BE\\_BI\\_BO\\_BU-02-724x1024.png](https://www.soescola.com/wp-content/uploads/2017/02/S%C3%8DLABABA_BE_BI_BO_BU-02-724x1024.png)

<https://i.pinimg.com/originals/5c/23/9f/5c239f2d9707cb747397ef25dfdba991.png>

<https://i.pinimg.com/236x/8c/50/fa/8c50fa2241bce8829b04e473ba751566.jpg>

<https://i.pinimg.com/236x/8c/50/fa/8c50fa2241bce8829b04e473ba751566.jpg>

<https://i.pinimg.com/originals/fc/59/a2/fc59a20fe0b6d2a83bf5110d7b4e3465.png>

<https://www.criandocomapego.com/wp-content/uploads/2019/10/brincar-de-corre-cutia.jpg>

<https://i.pinimg.com/originals/0d/36/65/0d3665ee8ad112d883c275ad3b71aba4.jpg>

<https://i.pinimg.com/474x/ac/64/8a/ac648ac3dd55b4b91dc94d8bf8b76121.jpg>

<http://2.bp.blogspot.com/8UCkdimakNI/VcCiwjQOoCI/AAAAAAAAAOI/i8Q7NT3WYI/s640/Atividade%2Bde%2Bmatematica%2Bpara%2Bo%2B1%25C2%25B0%2Bano.png>

<https://2.bp.blogspot.com/0YpsFY2Qx2s/XL8WZfloOQI/AAAAAAAAABj8/haRlvi0pxy8TZpVDAIIZGXFGneIJPb1hQCLcBGAs/s1600/fam%25C3%25ADlia-sil%25C3%25A1bica-c-219.jpg>

[http://2.bp.blogspot.com/\\_bkP57pB01U/SoF4NzhzSwI/AAAAAAAAEAs/iyOKgJTot\\_s/s400/Quebra+cabe%C3%A7a+menina+A.jpg](http://2.bp.blogspot.com/_bkP57pB01U/SoF4NzhzSwI/AAAAAAAAEAs/iyOKgJTot_s/s400/Quebra+cabe%C3%A7a+menina+A.jpg)

<http://cantinhodosaber.com.br/wp-content/uploads/2017/04/Atividade-dia-das-M%C3%A3es-2017-4.jpg>

[https://www.nossoclubinho.com.br/wp-content/uploads/2013/04/atividades\\_matematica\\_dia\\_das\\_maes.png](https://www.nossoclubinho.com.br/wp-content/uploads/2013/04/atividades_matematica_dia_das_maes.png)

<https://i.pinimg.com/564x/73/47/6d/73476db75d7b11ddab928c4278f2ad74.jpg>

<https://i.pinimg.com/564x/6c/84/de/6c84ded19fe257efac12625eac50c224.jpg>

<https://i.pinimg.com/originals/92/8f/75/928f75e3e25fd94e7556b6fd86a9c6de.png>

[https://www.teachingideas.co.uk/sites/default/files/styles/718w/public/patternsequences\\_0.jpg?itok=NJT13jH9](https://www.teachingideas.co.uk/sites/default/files/styles/718w/public/patternsequences_0.jpg?itok=NJT13jH9)

<https://israelakotona.blogspot.com/2021/01/calendario-leao.html>

[http://podPrP4MI/X\\_gU0g3tyVI/AAAAAAAAAgPM/7MtO9KARHk4T96vGnRL7K8SNMUfHZtJyQCLcBGAsYHQ/w444-h640/le%25C3%25A3o%2B%25285%2529.JPG](http://podPrP4MI/X_gU0g3tyVI/AAAAAAAAAgPM/7MtO9KARHk4T96vGnRL7K8SNMUfHZtJyQCLcBGAsYHQ/w444-h640/le%25C3%25A3o%2B%25285%2529.JPG)