



E.M" JOSÉ GABRIEL MACHADO"

4° APOSTILA DE ESTUDOS

**ATIVIDADES ELABORADA PARA OS DIAS
19,20,22,23,26,27,28,29,30 de abril,
03,04,05,06,07 e 10 de maio**

PROFESSORA SUSANE FASEII-A



MEU NOME É...

4

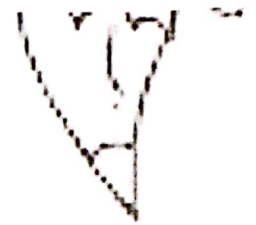


LETRA
INICIAL

LETRA
FINAL

NÚMERO
DE LETRAS

MEU NOME É...



LETRA
INICIAL

LETRA
FINAL

NÚMERO
DE LETRAS

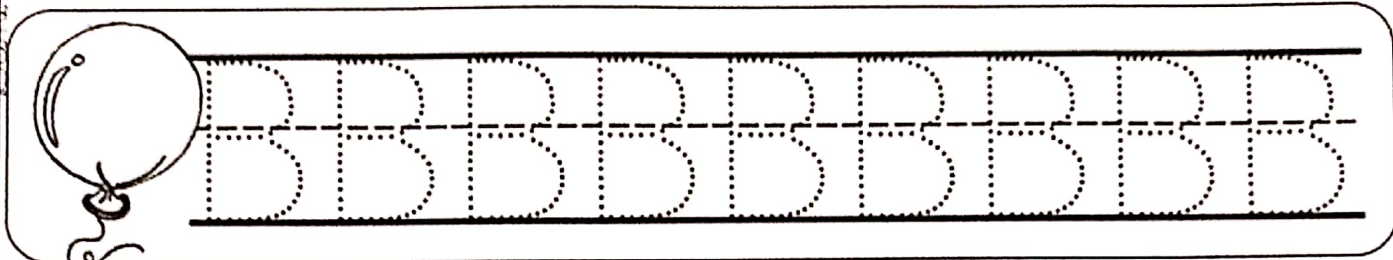
NOME: _____

DATA: _____



LINGUAGEM ORAL E ESCRITA

CUBRA O PONTILHADO



CIRCULE AS PALAVRAS QUE COMEÇAM COM A LETRA B

O B ESTÁ NA BOLA

NA BONECA E NA BIANCA

NA BARATA E NA BANANA


NA BALEIA E NA BALANÇA

PINTE AS FIGURAS QUE APARECEM NO TEXTO

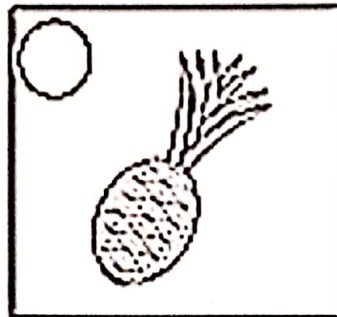


NOME: _____

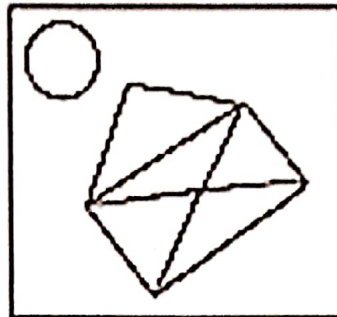
VAMOS COLOCAR A LETRINHA INICIAL DE CADA PALAVRINHA:



_ NÇA



_ BACAXI



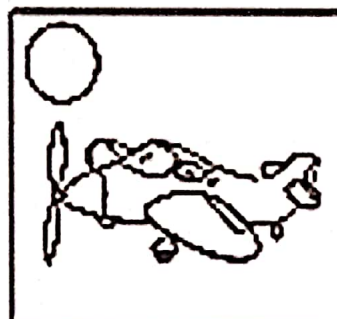
_ NVELOPE



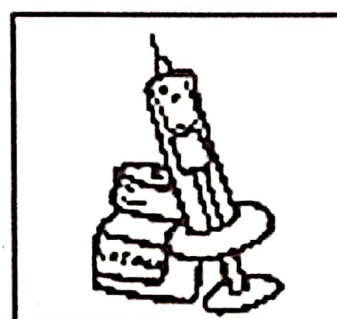
_ OGURTE



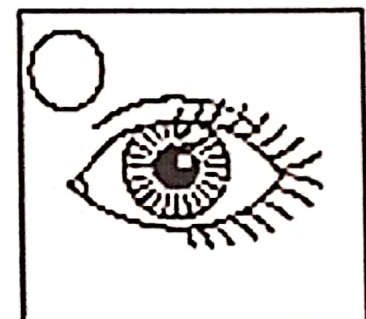
_ RSO



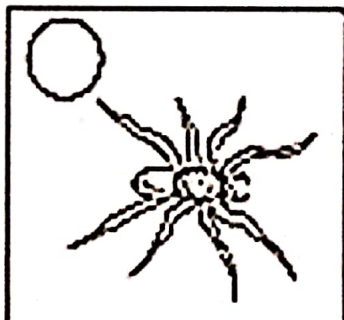
_ VIÃO




_ NJEÇÃO



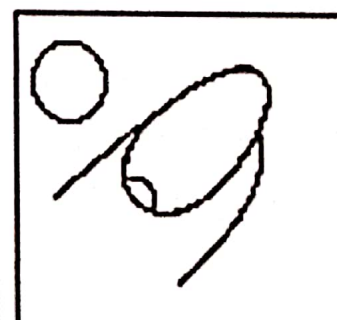
_ LHO



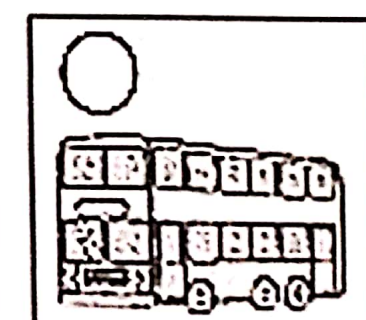
_ RANHA



_ GREJA



_ NHA




_ NIBUS



_ NDIO



_ VELHA



_ DIFÍCIO



_ VO

NOME: _____



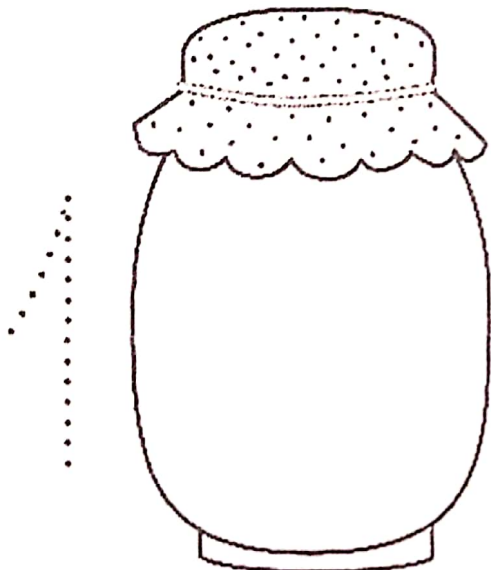
DATA: _____



MATEMÁTICA

QUANTIDADE

PASSE O LÁPIS NO PONTILHADO E DEPOIS DESENHE A QUANTIDADE QUE SE PEDE



Dani Educat

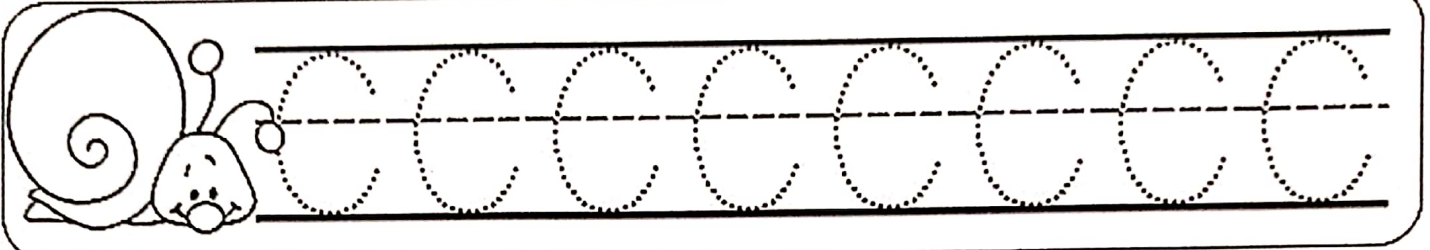
NOME: _____

DATA: _____

LINGUAGEM ORAL E ESCRITA




CUBRA O PONTILHADO



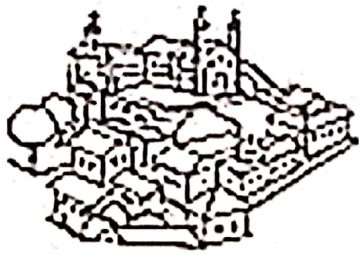
CIRCULE AS PALAVRAS QUE COMEÇAM COM A LETRA C

O C ESTÁ NO COELHO
NO CABELO DA CAMILA
NO CARACOL E NO CAMELO
NO CAVALO E NA CAMISA

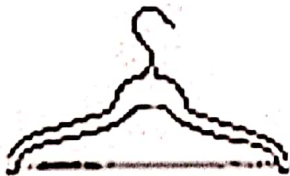

PINTE AS FIGURAS QUE APARECEM NO TEXTO



VAMOS COMPLETAR COM AS LETRINHAS QUE FALTAM:



C	I	D	A	D	E
C		D		D	
	I		A		E
C	I				



C	A	B	I	D	E
C		B		D	
	A		I		E
		B	I		



C	A	D	E	A	D	O
C		D			D	
	A		E		D	
C	A			A		



B	E	B	I	D	A
B		B		D	
	E		I		A
B	E	B	I		



C	O	C	A	D	A
C		C		D	
	O		A		A
C	O	C	A		

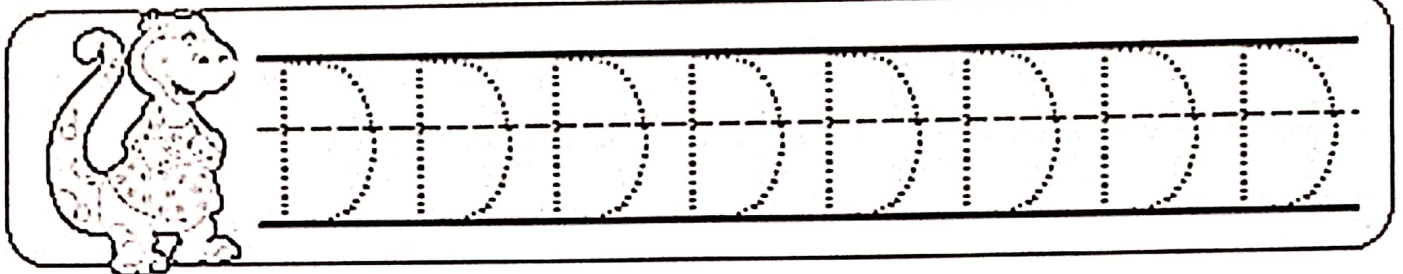
NOME: _____

DATA: _____

LINGUAGEM ORAL E ESCRITA





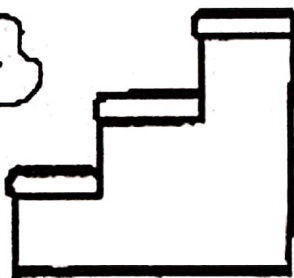

CUBRA O PONTILHADO



CIRCULE AS PALAVRAS QUE COMEÇAM COM A LETRA D



O D ESTÁ NO DINOSSAURO
NO DEDO E NO DEDAL
NO DENTE DO DANILO
NO DOCE E NO DEGRAU

PINTE AS FIGURAS QUE APARECEM NO TEXTO




NOME: _____ TURMA: _____

DATA: ____ / ____ / ____

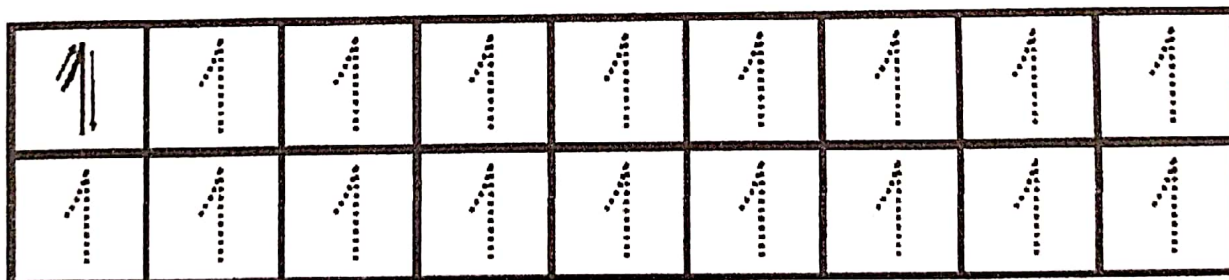


A FAMÍLIA DE CHICO BENTO MORA EM UM SÍTIO.


PINTE OS QUADRINHOS QUE TÊM O NÚMERO 1 ESCRITO CORRETAMENTE:



VAMOS TREINAR!


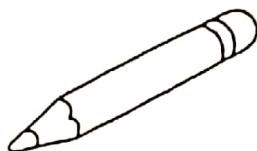

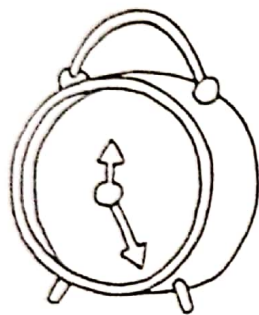
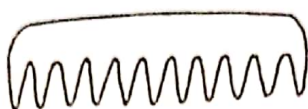


PINTE 1 CASINHA.



HIGIENE DO CORPO

Pinte os objetos que você usa na sua higiene diária.




Observe as crianças cuidando do corpo. Ligue as figuras iguais.




NOME: _____ TURMA: _____

DATA: ____ / ____ / ____

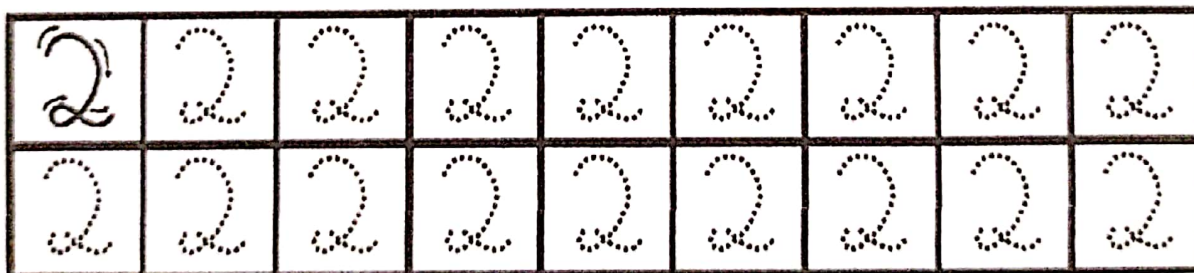


ELES TÊM DOIS TRATORES.

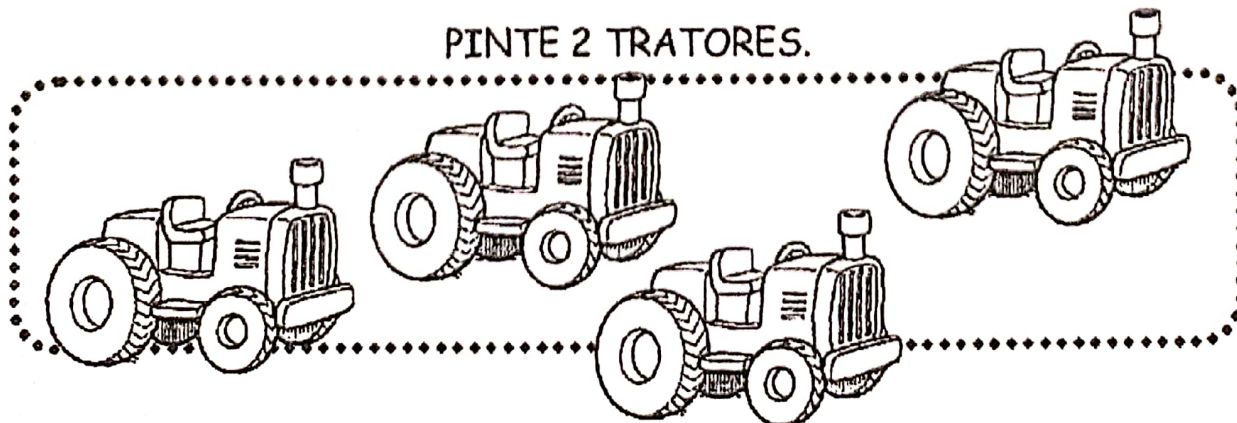
PINTE OS QUADRINHOS QUE TÊM O NÚMERO 2 ESCRITO CORRETAMENTE:



VAMOS TREINAR!




PINTE 2 TRATORES.




PINTE A FIGURA QUE SE PEDE:

ABACAXI




ÓCULOS




MEIA




BOCA




SINO



JAVALI


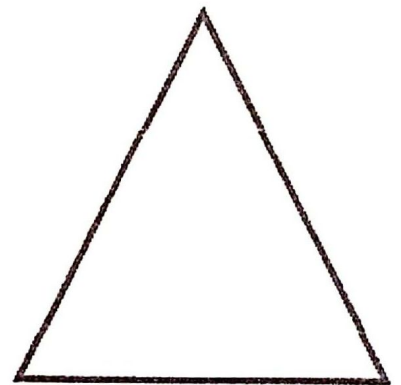

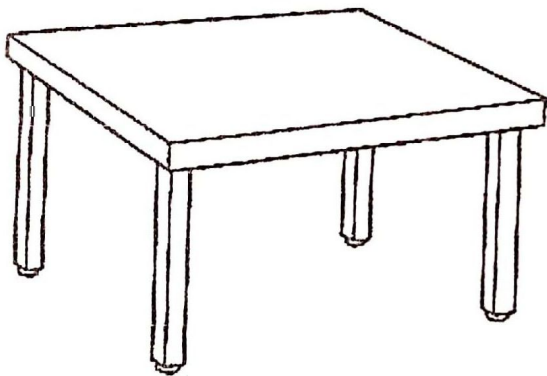




PEIXE




CONHECENDO AS FORMAS


- LIGUE AS FIGURAS QUE TÊM A MESMA FORMA:



VAMOS LIGAR OS DESENHOS DA DIREITA COM OS DA ESQUERDA, QUE CORRESPONDEM A UM DOS SENTIDOS.



*

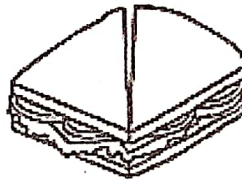


*

POSSO
OUVIR




*




*

POSSO
SENTIR O
SABOR



*



*

POSSO
TOCAR



*



*

POSSO
CHEIRAR



*



*

POSSO
VER



QUANTOS QUEIJOS VOU COMER,
VOCÊ PODE ADIVINHAR?
É SÓ SOMAR COM CARINHO
E A RESPOSTA TERÁ.

$$1 + 1 =$$


$$3 + 2 =$$

$$2 + 2 =$$

$$2 + 1 =$$

VAMOS LER JUNTINHOS!


ERA UMA VEZ
UM GATO XADREZ...



ERA UMA VEZ
UM GATO XADREZ
CAIU DA JANELA
E FOI SÓ UMA VEZ.

1. CIRCULE NO TEXTO A PALAVRA GATO.

2. ESCREVA O NOME DO DESENHO.




03. O GATO É:

- CINZA
- AZUL
- XADREZ
- AMARELO

04. O GATO CAIU:

- DA ESCADA
- DA JANELA
- DO TELHADO



ESCOLA: _____
TURMA: _____
PROFESSOR(A): _____
EU SOU: _____

VAMOS COLORIR?



19 DE ABRIL - DIA DO ÍNDIO

A ARTE DE ENSINAR E APRENDER

NOME

PROFESSOR(A)

DATA




OS INDIOZINHOS

1,2,3 INDIOZINHOS
4,5,6,INDIOZINHOS
7,8,9 INDIOZINHOS
10 NUM PEQUENO BOTE
VINHAM NAVEGANDO
PELO RIO ABAIXO ...
QUANDO UM JACARÉ
SE APROXIMOU
E O PEQUENO BOTE DOS
INDIOZINHOS
QUASE ... QUASE... VIROU...



AGORA DESENHE SEIS INDIOZINHOS NO BOTE.




NOME

PROFESSOR(A)

DATA



PINTE AS LETRAS DO SEU NOME E ESCREVA-O ABAIXO.



A large empty rectangular box for writing the name.

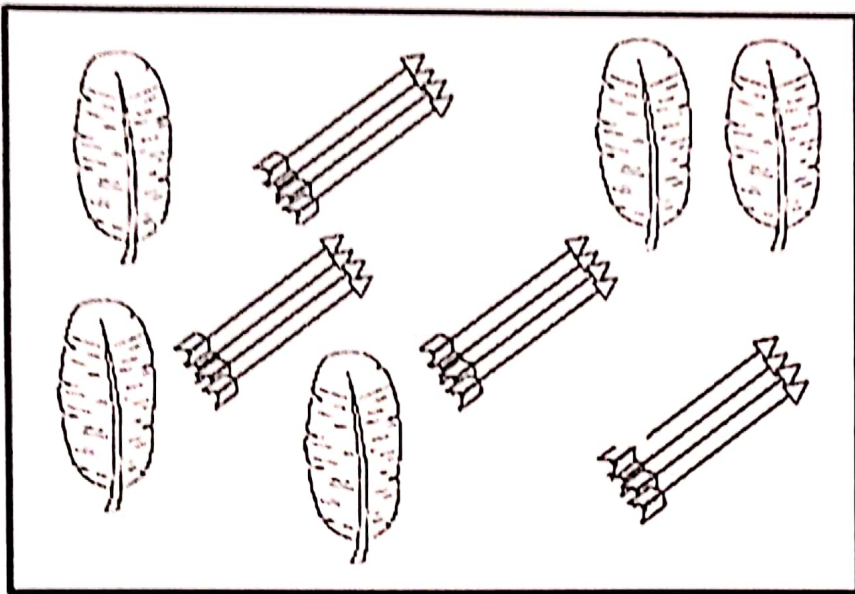
NOME

PROFESSORIA


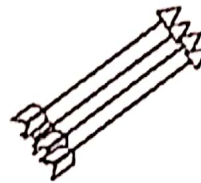
DATA



➤ESCREVA AO LADO DE CADA QUADRADO O NÚMERO QUE CORRESPONDE À QUANTIDADE DE FIGURA .



TOTAL




TOTAL





DOMINÓ DO ÍNDIO


COLAR EM PAPELÃO, DEPOIS RECORTAR. CONSEGUIU? PARABÉNS É SÓ JOGAR COM SEU FILHO. (O JOGO PODE FICAR COM A CRIANÇA)

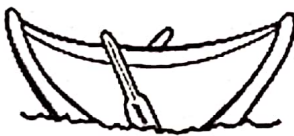



COMPLETAR COM AS LETRAS QUE FALTAM:


	Í	N	D	I	O
	Í		D		
		N		I	
	Í				


	P	E	I	X	E
	P		I		E
		E		X	
	P				


	C	O	C	A	R
	C		C		R
		O		A	
	C				


	C	A	N	O	A
	C		N		A
		A		O	
	C				

	A	R	C	O
	A		C	
		R		O
	A			

	O	C	A
	O		A
		C	
	O		

	F	L	E	C	H	A
	F		E		H	
		L		C		A
	F					





PROBLEMINHAS

COM SUBTRAÇÃO



1 - HAVIAM 5 AVIÕES NO AEROPORTO, DOIS DECOLARAM.
QUANTOS FICARAM?



5 - 2 =

2 - HAVIAM 6 PASSARINHOS NO JARDIM, QUATRO VOARAM.
QUANTOS FICARAM?

6 - 4 =

LABIRINTO

Conduza a caravela pelo labirinto e ajude a descobrir o Brasil!
Boa diversão!

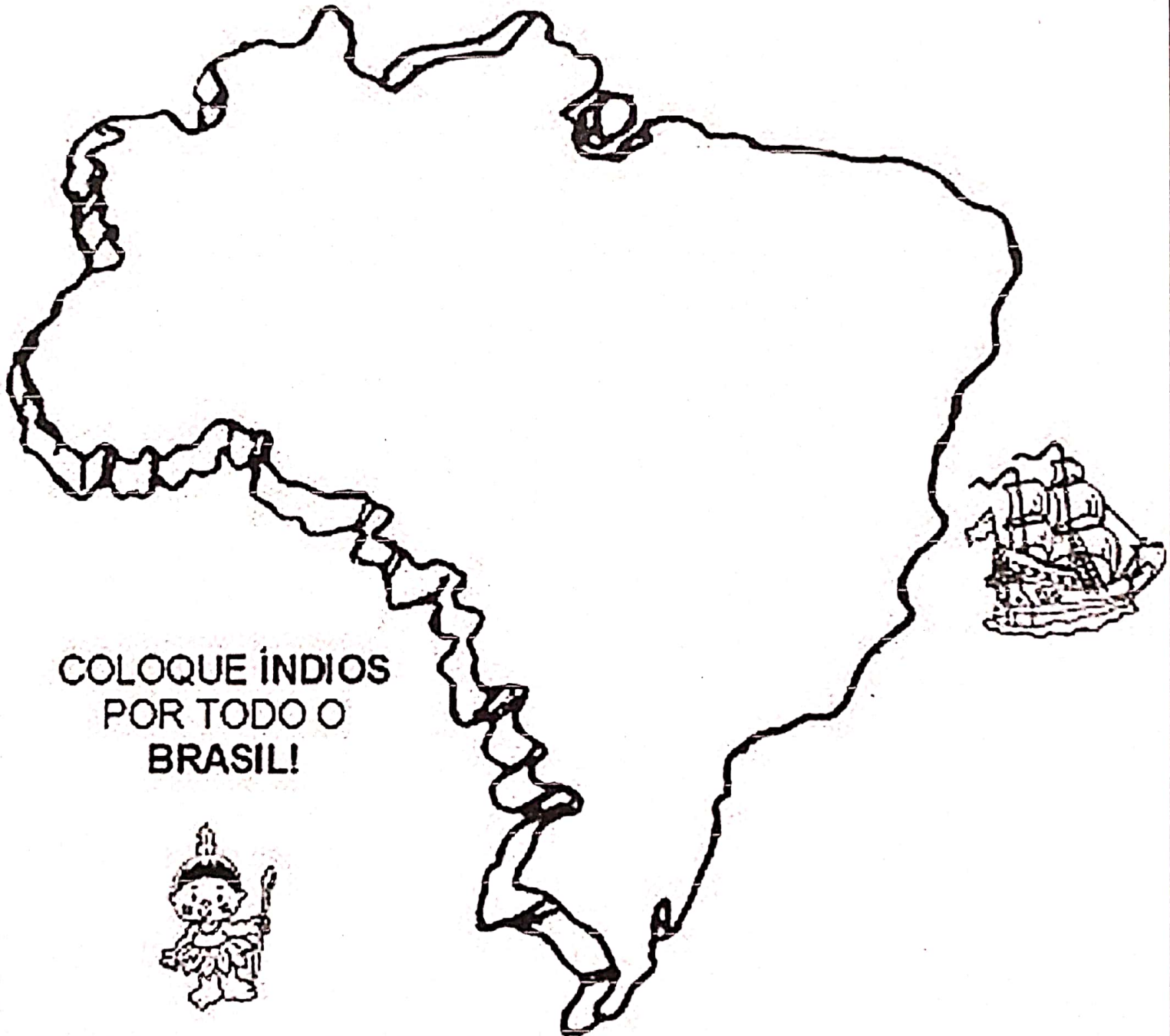


ALUNO: _____

DATA: / /

...QUANDO A TERRA FIRME APARECEU,
TINHA ÍNDIO POR TODO LUGAR.
MAS O SEU CASRAL NÃO ENTENDEU
O POVO DANÇAVA SEM PARAR ...

BRASIL



COLOQUE ÍNDIOS
POR TODO O
BRASIL!



MÃES SÃO ANJOS DO CÉU,
QUE DEUS ENVIOU PARA
CUIDAR E NOS PROTEGER.



*COMPLETE
AS GAVETINHAS.

M	A	M	Ã	E
M		M	~	



**MAMÃE, TE
AMO!**



MAMÃE HOJE É SEU DIA!

TE DESEJO:

AMOR

SAÚDE

ALEGRIA

CARINHO

FELICIDADE

*COM AJUDA DA MAMÃE, ESCREVA O NOME DELA NO RETÂNGULO ABAIXO:

*DESENHAR UM LINDO RETRATO DA MAMÃE:



MAMI DEOTEMOS GRANDES DESEJANTES COM RR

DIA DO ÍNDIO

LIGUE



CANOA



OCA



TAMBOR



ÍNDIO



ARCO

COCAR

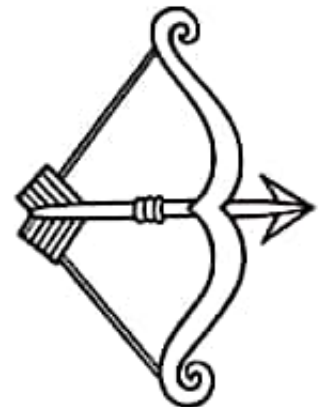


FLECHA



PENA

MACHADO



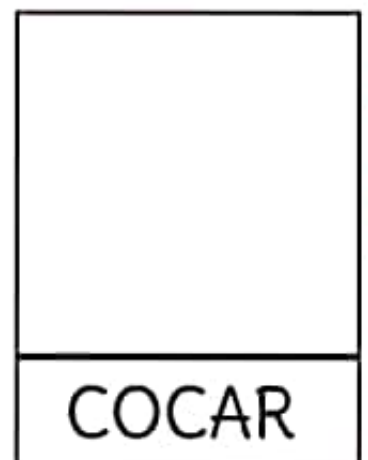
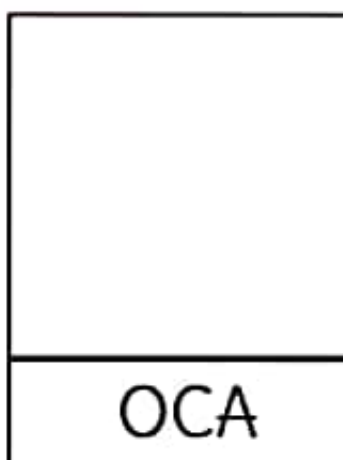
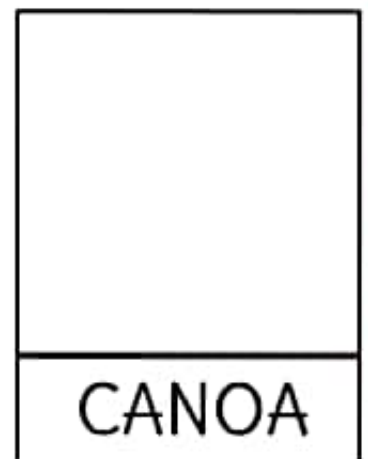
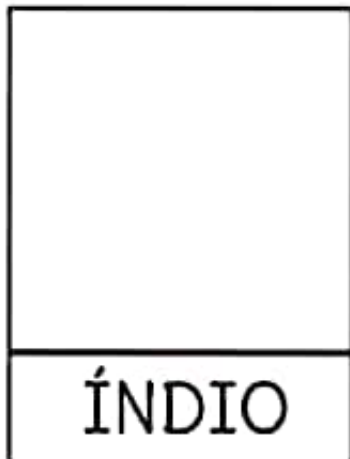
MAMÃE

EU TE
AMO

FELIZ DIA DAS MÃES

DIA DO ÍNDIO

RECORTE E COLE AS IMAGENS NO QUADRO QUE REPRESENTA SEU NOME



ISRAELA KOTONA

