

E.M. "PADRE ELÍDIO MANTOVANI"

APOSTILA 4



ALUNO: _____

1º ANO B PROFESSORA ELIANA

ATIVIDADES DE 19/04/21 A 10/05/21

ATIVIDADE DIÁRIA


CALENDÁRIO ABRIL - 2021



DOMINGO	SEGUNDA - FEIRA	TERÇA - FEIRA	QUARTA - FEIRA	QUINTA - FEIRA	SEXTA - FEIRA	SÁBADO
				1	2	3
4	5	6	7	8	9	10
11	12	13	14	15	16	17
18	19	20	21	22	23	24
25	26	27	28	29	30	

LEGENDA PARA A PINTURA DO CALENDÁRIO

 DIA DE AULA


 SÁBADO

 DOMINGO E FERIADO

NOME:

IBIÚNA, 19 DE ABRIL DE 2021

1. DEPOIS DE ESCUTAR A HISTÓRIA SOBRE OS INDIOS, VAMOS PINTAR UM DESENHO SOBRE UMA DE SUAS TRADIÇÕES.
2. VAMOS SEGUIR A IMAGEM COLORIDA:

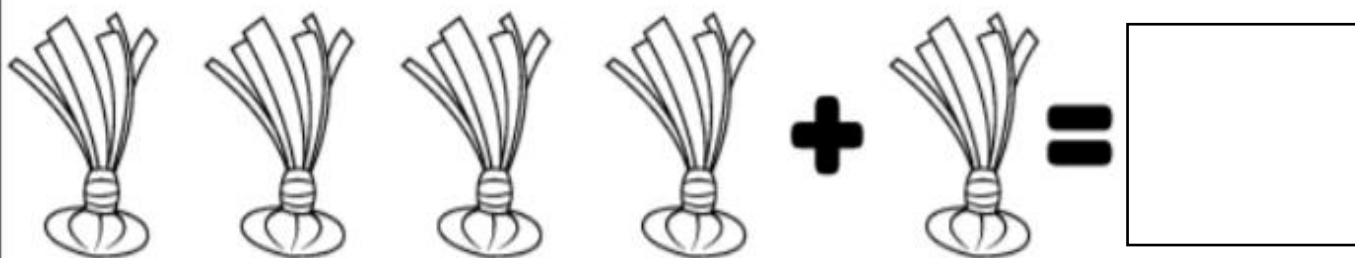
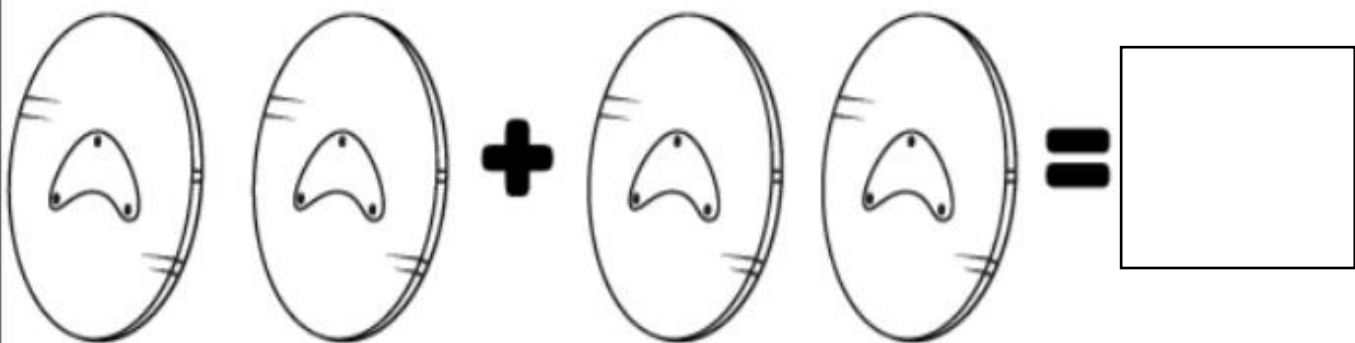
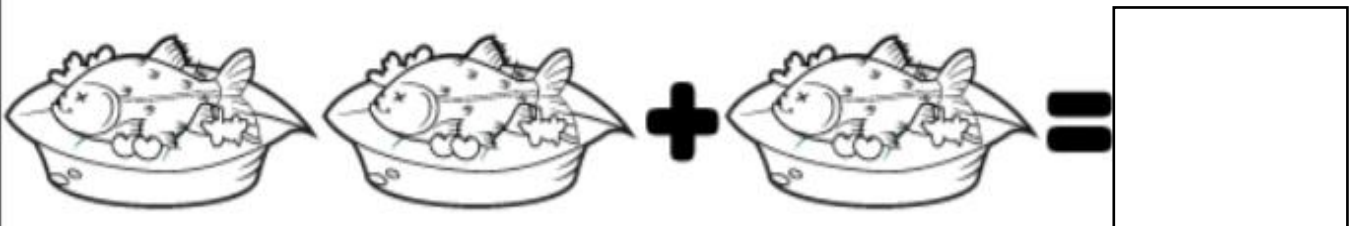


NOME:

IBIÚNA, 19 DE ABRIL DE 2021

CALCULE

Calcule e pinte os objetos típicos da cultura indígena.
Boa diversão!



NOME:

IBIÚNA, 20 DE ABRIL DE 2021

ENIGMA

DEPOIS DO VÍDEO SOBRE TIRADENTES, ESCREVA NOS QUADROS ABAIXO A PRIMEIRA LETRA DE CADA FIGURA E DESCUBRA QUAL ERA UMA DAS PROFISSÕES DE TIRADENTES.



--	--	--	--	--	--	--	--

NOME:

IBIÚNA, 20 DE ABRIL DE 2021

JOGO DOS 7 ERROS

ENCONTRE OS 7 ERROS QUE EXISTEM ENTRE OS DESENHOS.
DEPOIS PINTE COMO QUISER

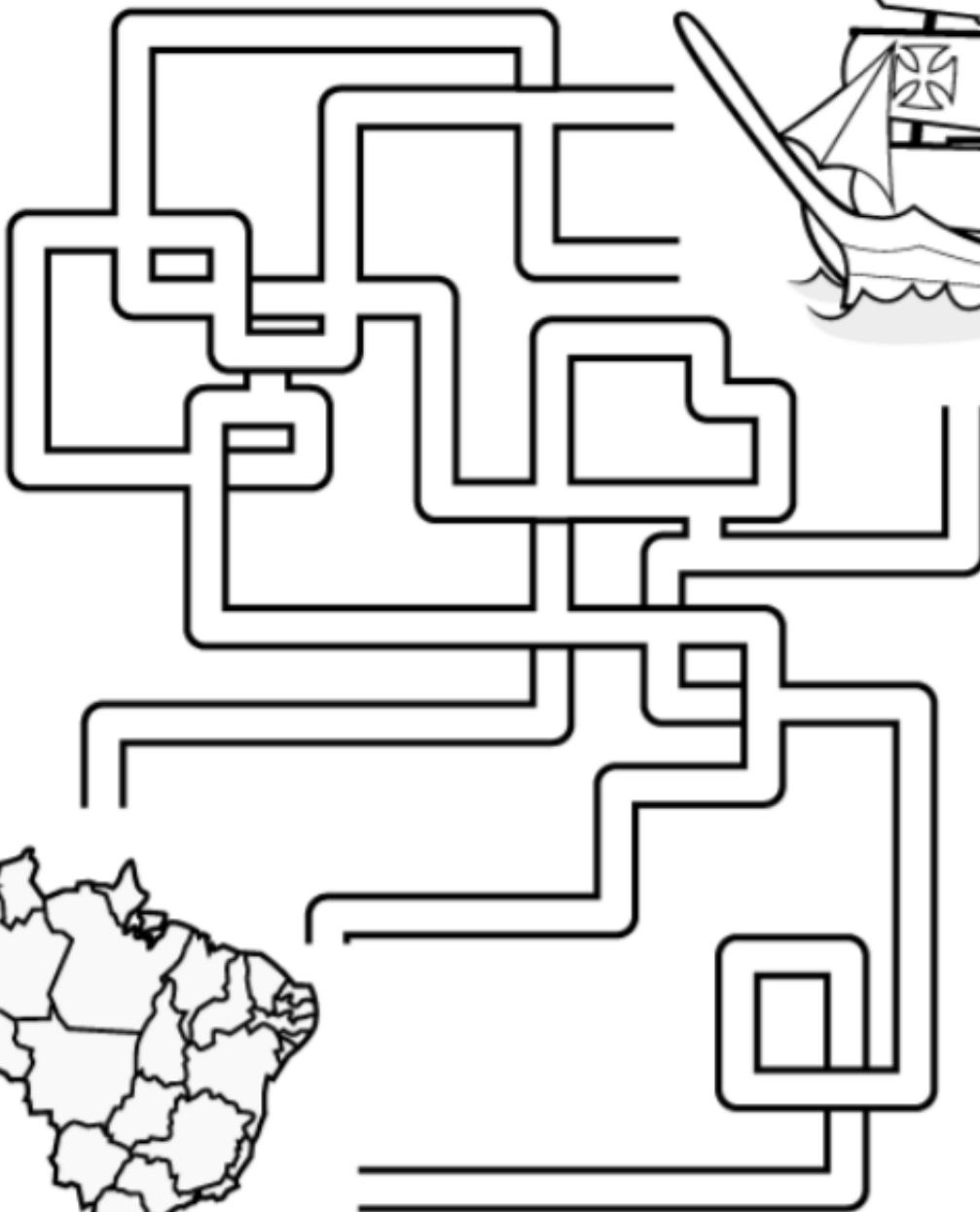


NOME:

IBIÚNA, 22 DE ABRIL DE 2021

LABIRINTO

CONDUZA A CARAVELA PELO LABIRINTO E AJUDE A DESCOBRIR O BRASIL!
BOA DIVERSÃO!



NOME:

IBIÚNA, 22 DE ABRIL DE 2021

SOMBRA

DESCUBRA QUAL DAS SOMBRAS ABAIXO CORRESPONDE À IMAGEM DE PEDRO ÁLVARES CABRAL

a.



b.



c.



d.



NOME:

IBIÚNA, 23 DE ABRIL DE 2021

1. VAMOS FAZER UMA PRODUÇÃO DE TEXTO.
2. ESCREVA COMO SOUBER SEM AJUDA.

PRODUÇÃO DE TEXTO:

TÍTULO: _____



ESTE É O _____

ELE SE CHAMA _____

ELE VIVE NO _____

ELE COME _____

ELE É MUITO _____


ELE TEM O CORPO COBERTO DE _____

AUTOR: _____

NOME:

IBIÚNA, 23 DE ABRIL DE 2021

1) PINTE AS FIGURAS IGUAIS DA MESMA COR.




2) OBSERVE CADA FIGURA E COLOQUE A QUANTIDADE.



.....QUADRADOS



.....CÍRCULOS




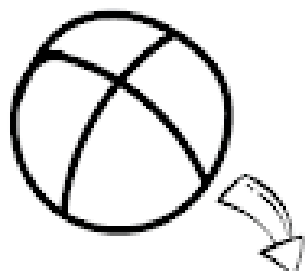


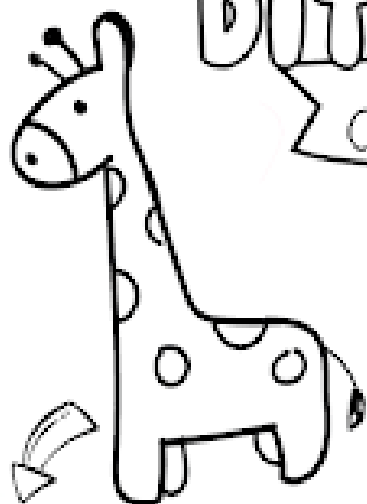
.....RETÂNGULOS

NOME:

IBIÚNA, 26 DE ABRIL DE 2021

DITADO VISUAL

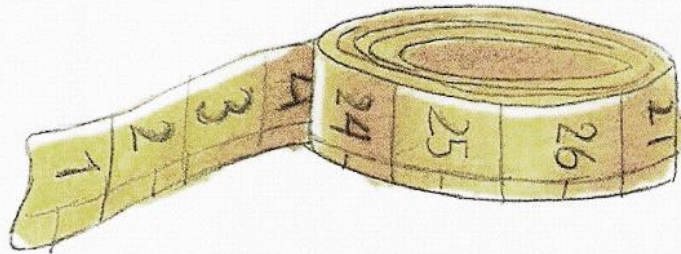

COMO ME CHAMO?




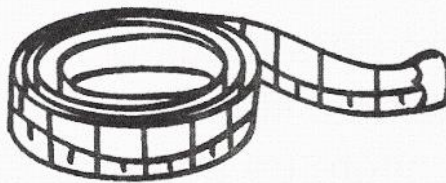

NOME:

IBIÚNA, 26 DE ABRIL DE 2021

1. CIRCULE O OBJETO USADO PARA MEDIR A QUANTIDADE DE LIQUIDOS NOS RECIPIENTES.



2. PINTE O QUE PODEMOS COMPRAR POR LITRO



NOME:

IBIÚNA, 27 DE ABRIL DE 2021






1. ESCREVA A LETRA INICIAL E FINAL DO NOME DE CADA BRINQUEDO.
 2. CONTE QUANTAS LETRAS HÁ EM CADA PALAVRA.

DESENHO	LETRA INICIAL	PALAVRA	LETRA FINAL	NÚMERO DE LETRAS
	_____	APITO	_____	<input type="text"/>
	_____	BONECA	_____	<input type="text"/>
	_____	BOLA	_____	<input type="text"/>
	_____	ROBÔ	_____	<input type="text"/>
	_____	URSINHO	_____	<input type="text"/>
	_____	BICICLETA	_____	<input type="text"/>
	_____	PETECA	_____	<input type="text"/>

NOME:

IBIÚNA, 27 DE ABRIL DE 2021

1. OBSERVE OS PERSONAGENS NO QUADRO E PREENCHA A TABELA.

2. AGORA RESPONDA:

QUAL PERSONAGEM APARECE MAIS VEZES? _____

QUAL PERSONAGEM APARECE MENOS VEZES? _____

QUAL O TOTAL DE PERSONAGENS NO QUADRO? _____

NOME:

IBIÚNA, 28 DE ABRIL DE 2021

O GATINHO AZUL

O GATINHO VIU A LATA DE TINTA PERTO DA MESA.

DE REPENTE O RATINHO PASSOU LIGEIRO E SUBIU NA MESA.

O GATINHO FOI ATRÁS E DEU UM BOTE!

MAS... PLOFT!!!


O GATINHO CAIU DENTRO DA LATA DE TINTA AZUL.



ISABEL CRISTINA S. SOARES

1 - ESCREVA ABAIXO O TÍTULO DO TEXTO.

A rectangular box with a dashed border, intended for writing the title of the text.



2 - OS PERSONAGENS DO TEXTO SÃO:

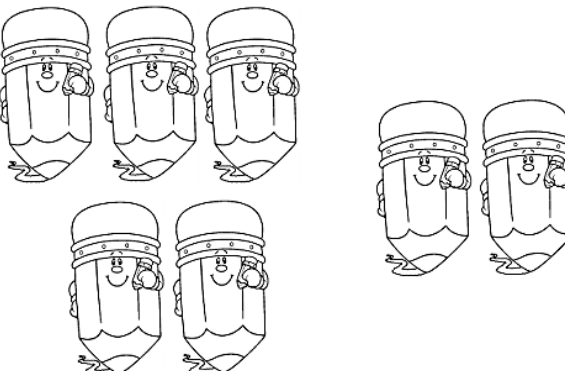
- () A LATA E O GATINHO
- () O GATINHO E O RATINHO
- () A LATA DE TINTA

NOME:

IBIÚNA, 28 DE ABRIL DE 2021

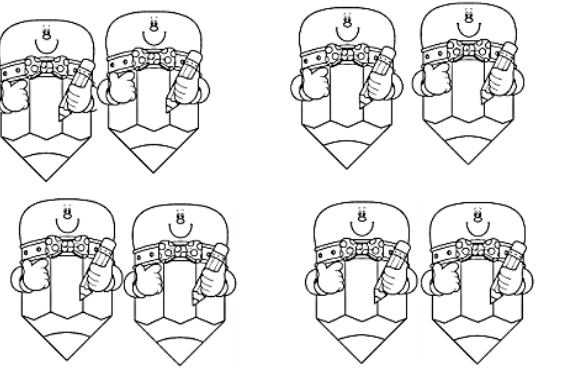
Ideias Matemáticas

CONTE OS LÁPIS E COMPLETE:



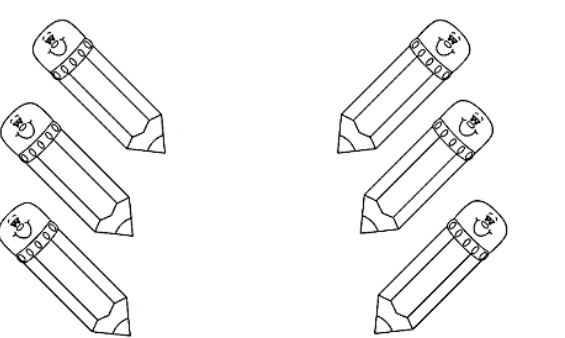
_____ MAIS _____ SÃO _____

_____ + _____ = _____



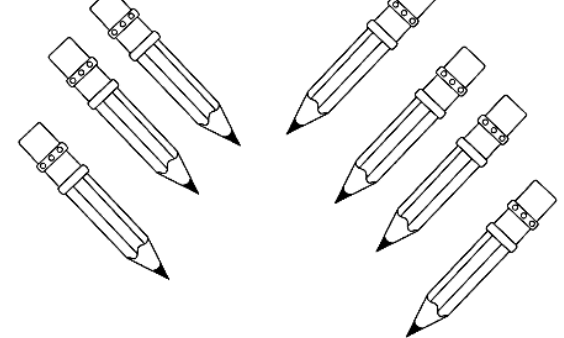
_____ MAIS _____ SÃO _____

_____ + _____ = _____



_____ MAIS _____ SÃO _____

_____ + _____ = _____



_____ MAIS _____ SÃO _____

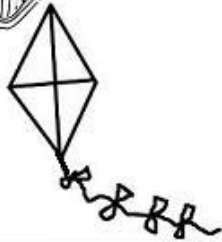
_____ + _____ = _____



NOME:

IBIÚNA, 29 DE ABRIL DE 2021

LIGAR OS DESENHOS CORRETAMENTE



PIPA

ZERO

GALO

AVE

BICO

REI

CASA

FADA

MALA

DEDO

LIXO

NOVE

JIBÓIA

URSO

ESCOVA



NOME:

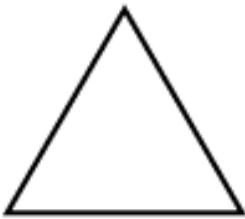
IBIÚNA, 29 DE ABRIL DE 2021

RELACIONE

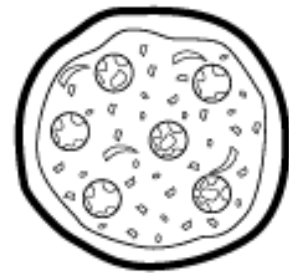
-Instruções:

Ligue os objetos a suas formas correspondentes ! Boa diversão!

1.



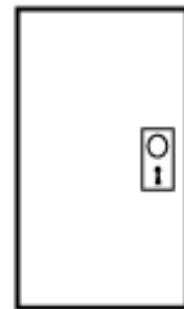
A.




2.



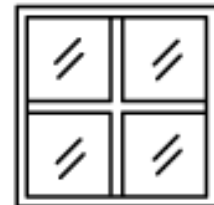
B.



3.



C.



4.




D.



NOME:

IBIÚNA, 30 DE ABRIL DE 2021

1. OBSERVE E PINTE AS IMAGENS.
2. PELO WHATSAP VAI ME CONTAR A HISTÓRIA QUE VOCÊ CRIOU OBSERVANDO AS IMAGENS.



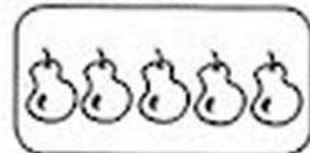


NOME:

IBIÚNA, 30 DE ABRIL DE 2021



ADICIONANDO CONJUNTOS

1) FAÇA AS ADIÇÕES DOS CONJUNTOS. JÁ COMECEI.





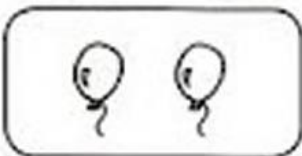
4

+

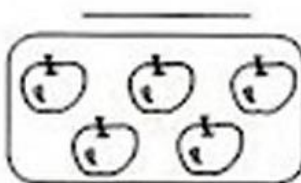
1

=


5




+



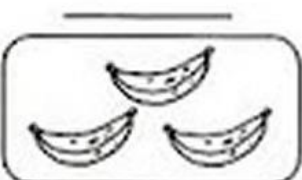

=



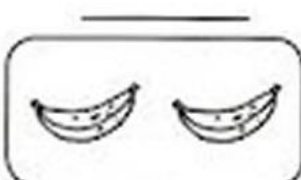
+



=



+



=



+



=



+

=

NOME:

IBIÚNA, 03 DE MAIO DE 2021

COMPLETE AS PALAVRAS USANDO AS VOGAIS.



P C L '

A



R P S

E



C B D

I



P N

O



T C N

U

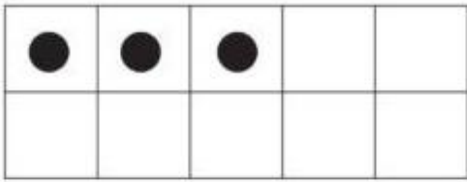
NOME:

IBIÚNA, 03 DE MAIO DE 2021


SOMANDO

0 1 2 3 4 5 6 7 8 9

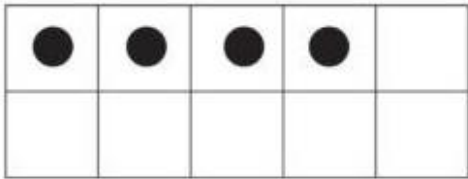
$3 + 5 = \square$



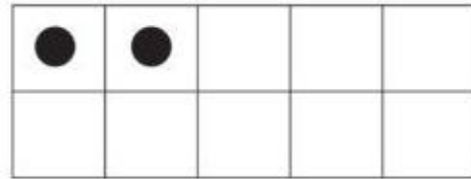
$7 + 2 = \square$



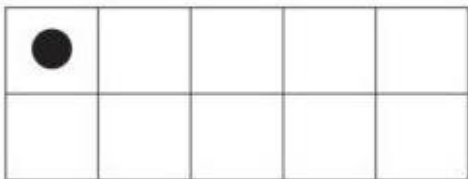
$4 + 1 = \square$



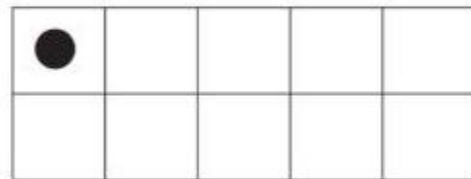
$2 + 4 = \square$



$1 + 6 = \square$





$1 + 3 = \square$



NOME:

IBIÚNA, 04 DE MAIO DE 2021

PINTE AS FIGURAS CUJOS NOMES INICIAM COM A LETRA B



AGORA ESCREVA O NOME DAS FIGURAS QUE VOCÊ PINTOU ABAIXO:

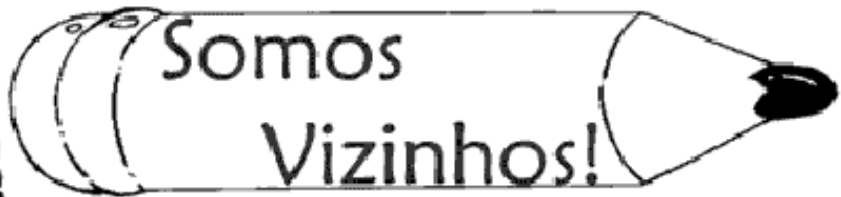


NOME:

IBIÚNA, 04 DE MAIO DE 2021



QUEM VEM ANTES?



□ ← 7 □ ← 2 □ ← 9

QUEM VEM DEPOIS?

4 → □ 2 → □ 0 → □

QUEM ESTÁ ENTRE?

3 ← □ → 5 7 ← □ → 9
0 ← □ → 2 4 ← □ → 6
6 ← □ → 8 1 ← □ → 3

NOME:

IBIÚNA, 05 DE MAIO DE 2021


ESCREVA A INICIAL DO NOME DAS FIGURAS



NOME:

IBIÚNA, 05 DE MAIO DE 2021

Conte quantas figuras tem em cada conjunto e pinte o quadrinho com o número correspondente.



3	6
5	4



5	4
3	6



6	5
4	3

NOME:

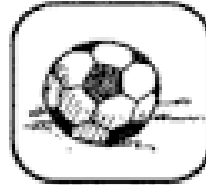
IBIÚNA, 06 DE ABRIL DE 2021

SÓ VOGAIS

COMPLETE OS NOMES DAS FIGURAS USANDO SOMENTE VOGAIS.



B _ _ L _ _



B _ _ L _ _



B _ _ L _ _



B _ _ L _ _



P _ _ T _ _



P _ _ T _ _



G _ _ T _ _



G _ _ T _ _



_ _ V _ _



_ _ V _ _



G _ _ L _ _



G _ _ L _ _



B _ _ L _ _ NÇ _ _



B _ _ L _ _ _ _ _

NOME:

IBIÚNA, 06 DE ABRIL DE 2021

Vamos resolver.

$$\text{1 hand} + \text{5 hands} = \underline{\hspace{2cm}}$$

$$\text{2 hands} + \text{1 hand} = \underline{\hspace{2cm}}$$

$$\text{2 hands} + \text{2 hands} = \underline{\hspace{2cm}}$$

$$\text{2 hands} + \text{3 hands} = \underline{\hspace{2cm}}$$



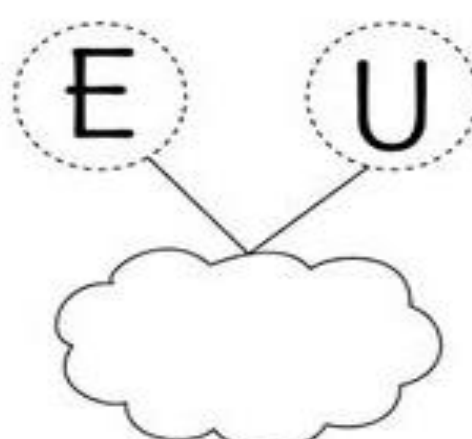

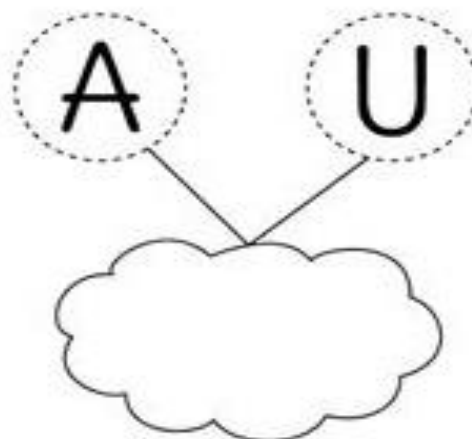

$$\text{2 hands} + \text{5 hands} = \underline{\hspace{2cm}}$$

NOME:

IBIÚNA, 07 DE ABRIL DE 2021

LINGUAGEM

FUSÃO DE VOGAIS




NOME:

IBIÚNA, 07 DE ABRIL DE 2021

ATIVIDADE 2





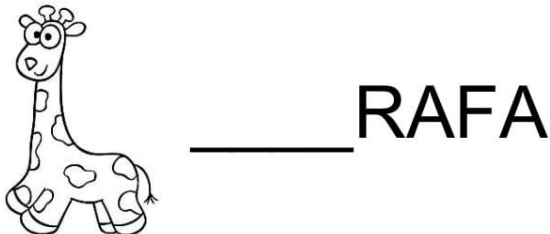
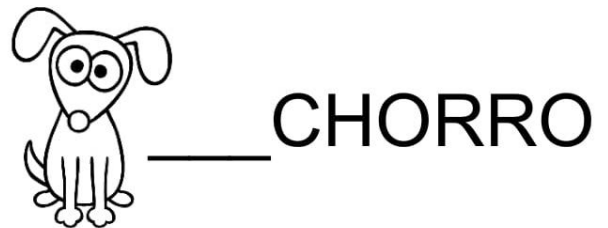

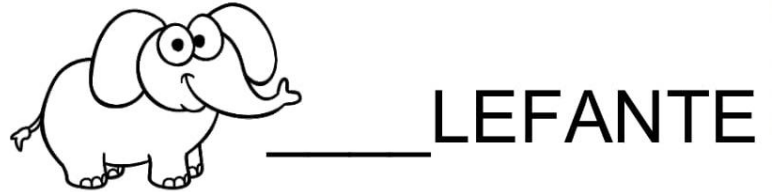

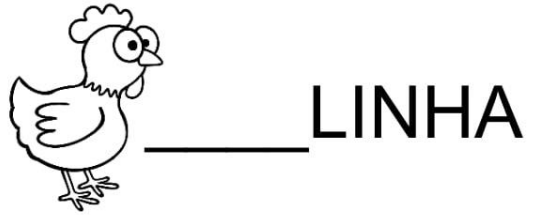

COMPLETE A SEQUÊNCIA DOS NÚMEROS NOS VAGÕES DO TREM DO CEBOLINHA :



NOME:

IBIÚNA, 08 DE ABRIL DE 2021

1. COMPLETE OS NOMES DOS DESENHOS COM A SÍLABA INICIAL.



NOME:

IBIÚNA, 08 DE ABRIL DE 2021

CONTE OS DESENHOS



+



+



=



+



+



=



+



+



=

NOME:


IBIÚNA, 10 DE ABRIL DE 2021

ALFABETIZAÇÃO

OBSERVE A IMAGEM EM DESTAQUE E PREENCHA AS LACUNAS

PALAVRA:

BANANA



A) QUANTAS VOGAIS TEM? _____

B) QUANTAS CONSOANTES? _____

C) QUANTAS LETRAS NO TOTAL? _____

D) LETRA INICIAL? _____

E) LETRA FINAL? _____

NOME:

IBIÚNA, 10 DE ABRIL DE 2021

LIGUE CADA OPERAÇÃO DE ADIÇÃO AO SEU RESULTADO.

$$7 + 1 =$$

9

$$5 + 2 =$$

6

$$4 + 2 =$$

8

$$9 + 0 =$$

7


ATIVIDADE DIÁRIA

CALENDÁRIO MAIO - 2021



DOMINGO	SEGUNDA - FEIRA	TERÇA- FEIRA	QUARTA- FEIRA	QUINTA- FEIRA	SEXTA- FEIRA	SÁBADO
						1
2	3	4	5	6	7	8
9	10	11	12	13	14	15
16	17	18	19	20	21	22
23	24	25	26	27	28	29
30	31					

LEGENDA PARA A PINTURA DO CALENDÁRIO



**ALFABETO E NUMERAIS PARA ORIENTAÇÃO
GUARDE PARA AS DEMAIS ATIVIDADES**

