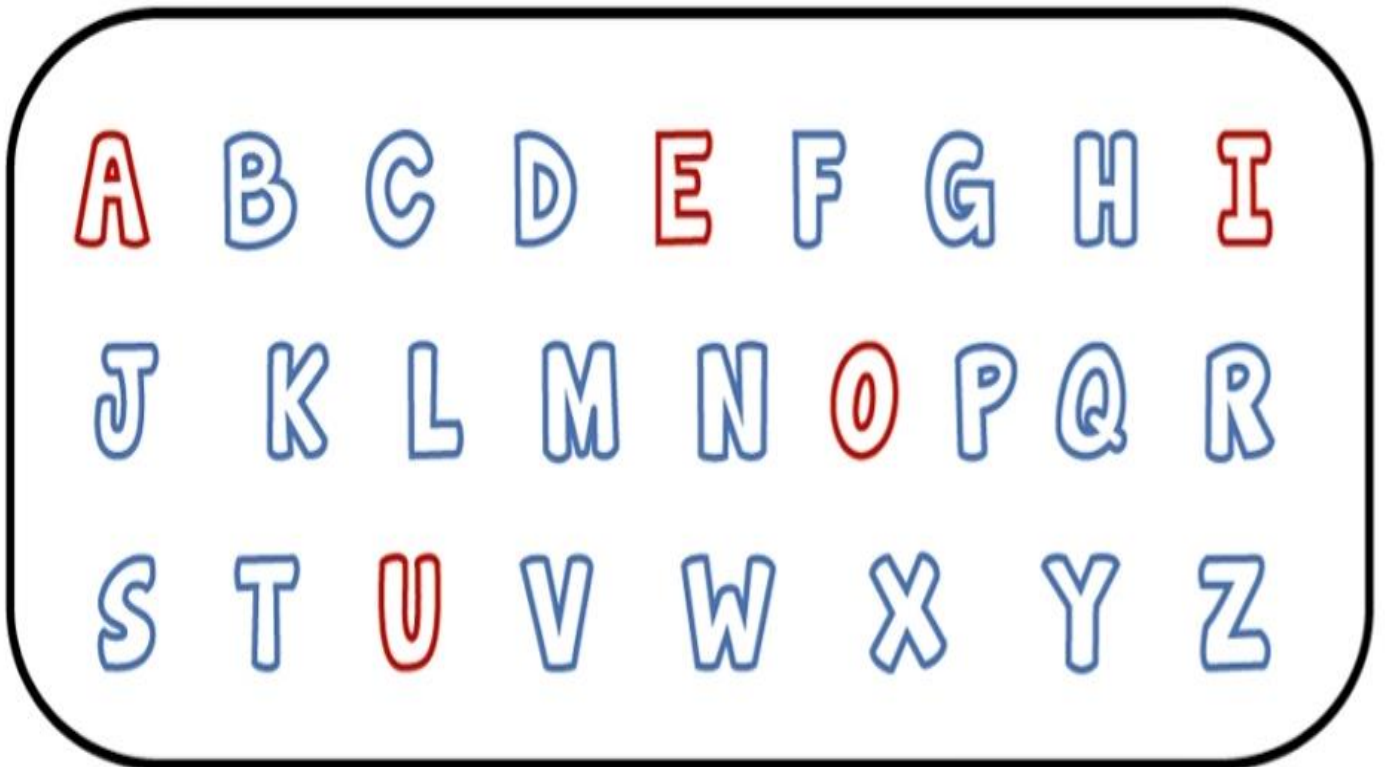


IBIÚNA, 11 DE MAIO DE 2021

1- O ALFABETO É DIVIDIDO EM DOIS GRUPOS: **VOGAIS** E **CONSOANTES**.
OBSERVE O ALFABETO ABAIXO E RESPONDA:



→ NO ALFABETO HÁ:

QUANTAS LETRAS?

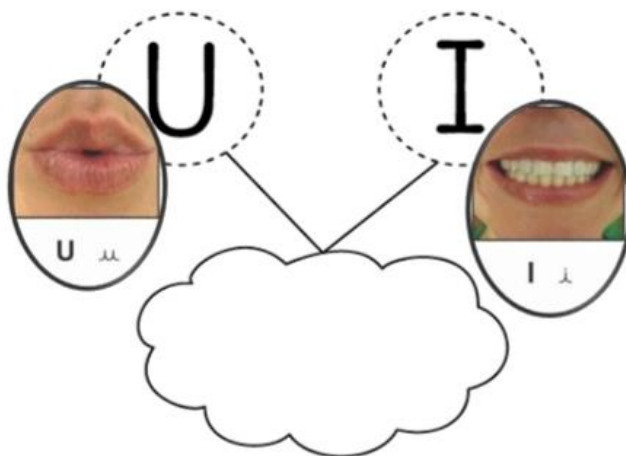
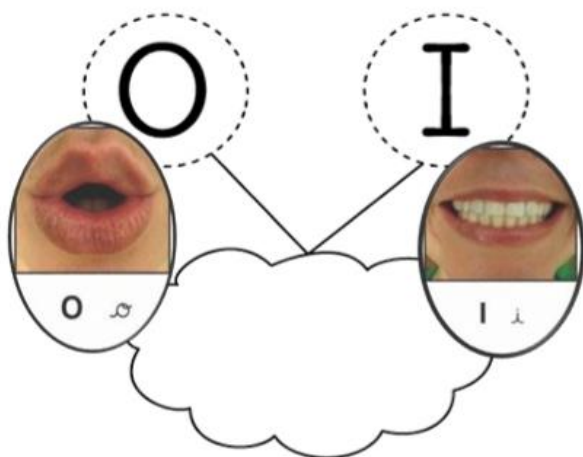
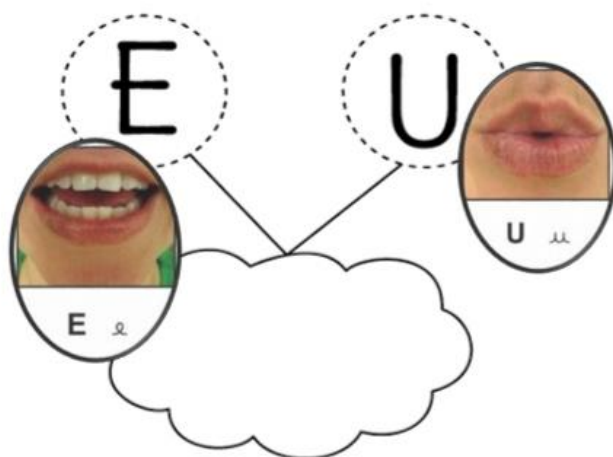
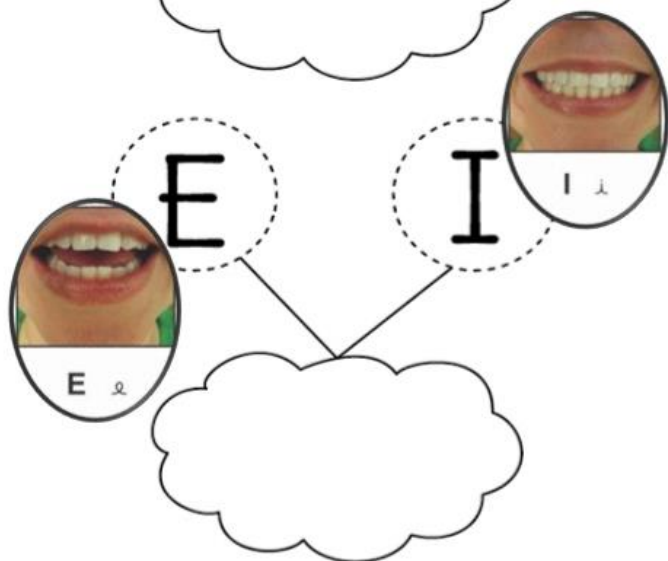
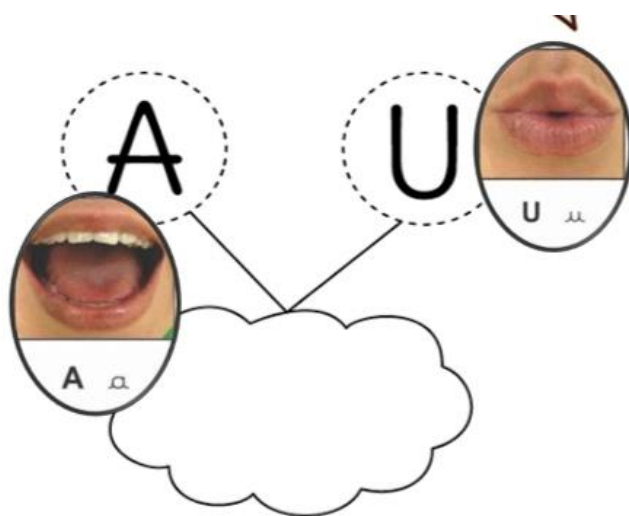
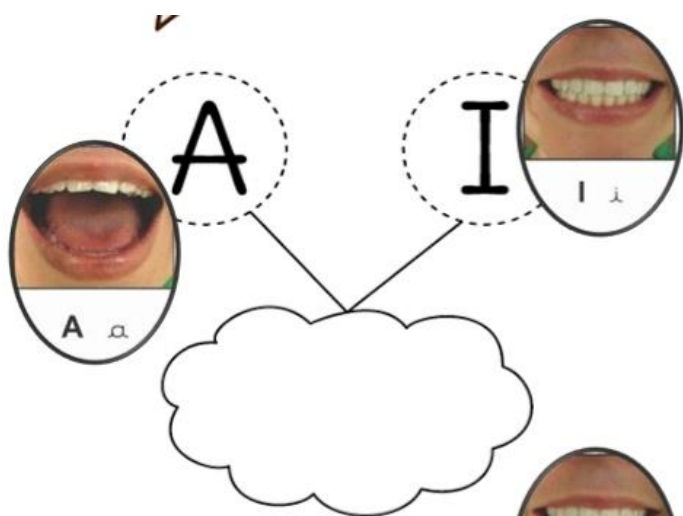
QUANTAS VOGAIS?

QUANTAS CONSOANTES?



IBIÚNA, 11 DE MAIO DE 2021

2- JUNTE AS VOGAIS E FORME PALAVRAS:



IBIÚNA, 12 DE MAIO DE 2021

1- LEIA OS NUMERAIS E COPIE:

1 - - - - -

2 - - - - -

3 - - - - -

4 - - - - -

5 - - - - -

6 - - - - -


7 - - - - -

8 - - - - -

9 - - - - -

IBIÚNA, 12 DE MAIO DE 2021

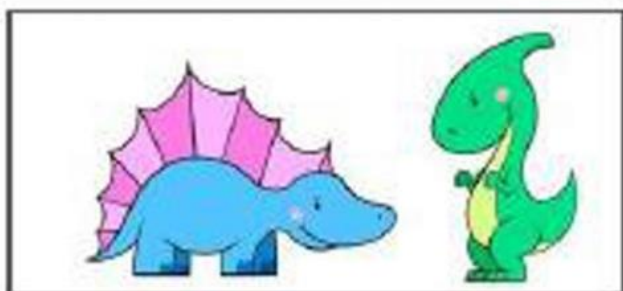
2- CONTE E DESCUBRA QUANTOS ELEMENTOS HÁ EM CADA CONJUNTO:



1

2


3



1

2


3



1

2


3



1

2

3



1

2

3

AVESTRUZ



A

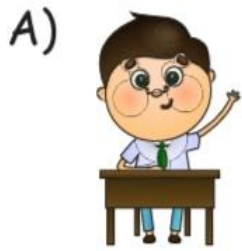
1. JUNTE OS PONTOS PARA ESCREVER AVESTRUZ.

AVESTRUZ AVESTRUZ

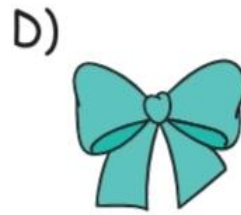
AVESTRUZ AVESTRUZ

AVESTRUZ AVESTRUZ


2. COMPLETE AS PALAVRAS COM A LETRA A.



□ L U N O □



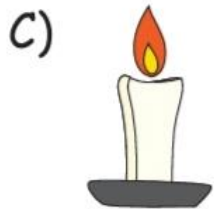
L □ Ç O □



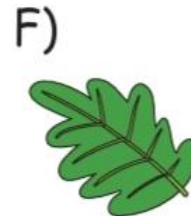
M □ Ç ~ □



C H □ V E □



V E L □ □



F O L H □ □

3. ENCONTRE AS PALAVRAS DO QUADRO NO CAÇA-PALAVRAS.

LIVRO
ANIMAIS
CASA
LUZ
TELEFONE
PEIXE
LÁPIS

| | | | | | | | |
|---|---|---|---|---|---|---|---|
| L | Z | V | C | X | L | B | A |
| Q | I | R | E | N | Á | U | N |
| L | T | V | M | A | P | O | I |
| U | G | Y | R | W | I | I | M |
| Z | P | J | A | O | S | H | A |
| P | E | I | X | E | L | F | I |
| S | K | C | A | S | A | D | S |
| T | E | L | E | F | O | N | E |

IBIÚNA, 14 DE MAIO DE 2021

CÍRCULO



BOLA



BUSSOLA



BOLHAS



MOEDA

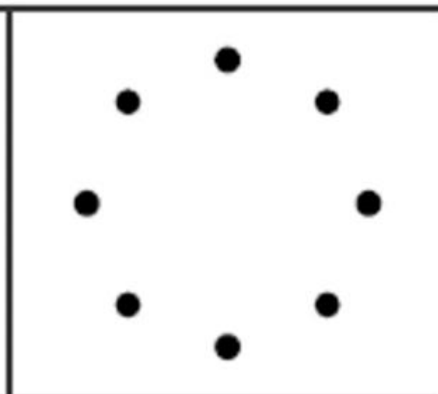
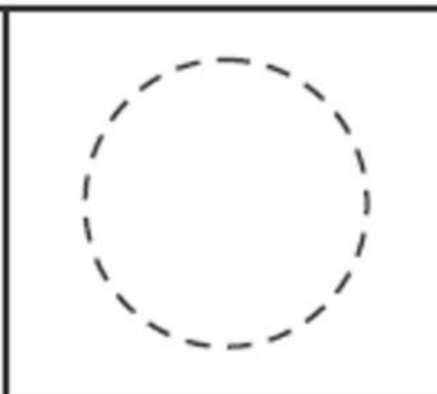
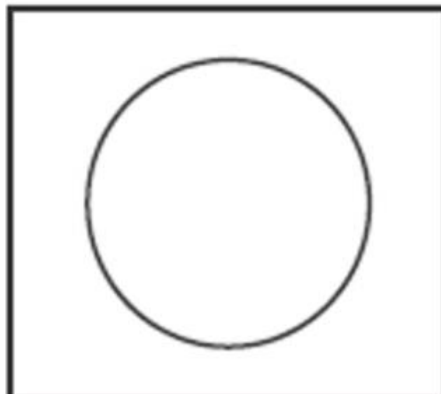


RELÓGIO

COLORIR

COBRIR

LIGAR




IBIÚNA, 14 DE MAIO DE 2021

2- LIGUE O NUMERAL AO CONJUNTO CORRESPONDENTE:


5




0



1




4



2




3



IBIÚNA, 17 DE MAIO DE 2021

BALEIA



1. JUNTE OS PONTOS PARA ESCREVER BALEIA.

BALEIA BALEIA BALEIA

BALEIA BALEIA BALEIA

BALEIA BALEIA BALEIA

2. JUNTE AS SÍLABAS E ESCREVA A PALAVRA.

A) BO LA

D) BO TÃO

B) BO LI CHE

E) BA LÃO


C) BO NÉ

F) BO NE CA

3. ESCREVA O NOME DOS DESENHOS.



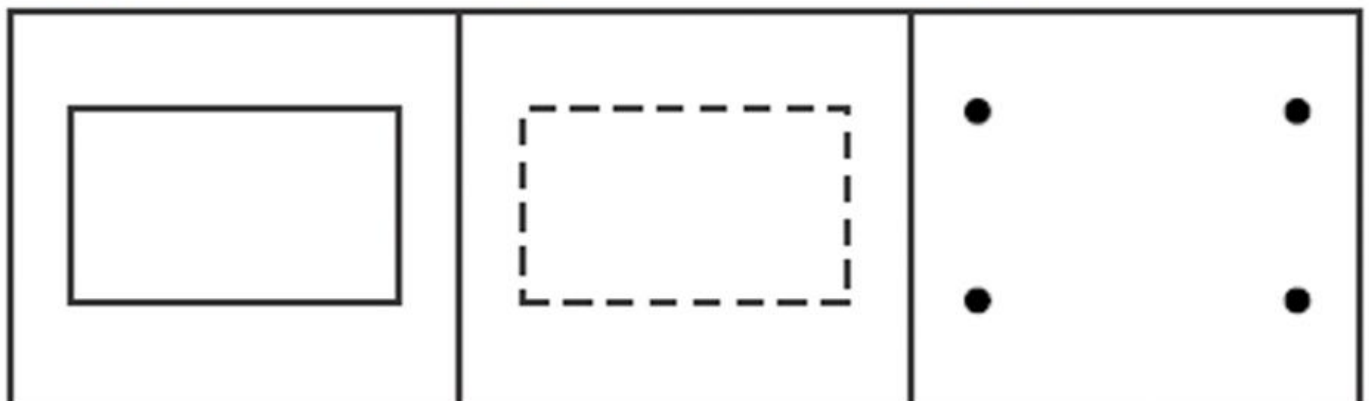
RETÂNGULO



COLORIR

COBRIR

LIGAR



IBIÚNA, 18 DE MAIO DE 2021

2- LIGUE CADA RÓTULO A SUA LETRA INICIAL.



CACHORRO



1. JUNTE OS PONTOS PARA ESCREVER CACHORRO.

CACHORRO

CACHORRO

CACHORRO


CACHORRO


CACHORRO


CACHORRO

2. FORME AS PALAVRAS A PARTIR DAS LETRAS INICIAIS.






C

A _____ 

E _____ 

O _____ 

3. LIGUE OS NOMES AOS DESENHOS CERTOS.

A)  B)  C)  D)  E) 

ÁRVORE

BORBOLETA

BARCO

RELÓGIO

BANANA

IBIÚNA, 20 DE MAIO DE 2021

1- OBSERVE:

CARLOS TINHA PASSARINHOS. GANHOU MAIS 2 PASSARINHOS.



4 mais 2 é igual a 6

Carlos ficou com 6 passarinhos.

Para saber com quantos passarinhos Carlos ficou, fizemos uma conta de adição.




$$4 + 2 = 6$$

$$\begin{array}{r} 4 \\ + 2 \\ \hline 6 \end{array}$$

O sinal da ADIÇÃO é +




OBSERVE OS EXEMPLOS ABAIXO:

Ana Tinha Ganhou mais Ana ficou com


$$\begin{array}{r} 4 \\ + 3 \\ \hline 7 \end{array}$$




4 + 3 = 7

Carlos Tinha Ganhou mais Carlos ficou com


$$\begin{array}{r} 3 \\ + 3 \\ \hline 6 \end{array}$$

3 + 3 = 6

Maria Tinha Ganhou mais Maria ficou com


$$\begin{array}{r} 2 \\ + 1 \\ \hline 3 \end{array}$$

2 + 1 = 3

AGORA É SUA VEZ! RESOLVA OS PROBLEMAS ABAIXO:

Marcos tinha 6 bolinhas.

Ganhou mais 3 bolinhas.

Ficou com bolinhas.




| |
|-------|
| |
| + |
| |
| |

Carla comprou 4 maçãs.

Ganhou mais 3 maçãs.


Ficou com maçãs.



| |
|-------|
| |
| + |
| |
| |

IBIÚNA, 21 DE MAIO DE 2021

DINOSSAURO



1. JUNTE OS PONTOS PARA ESCREVER DINOSSAURO.

DINOSSAURO - DINOSSAURO

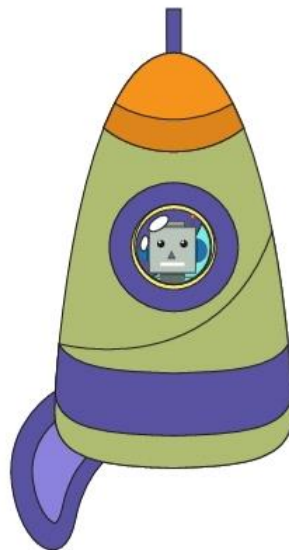
DINOSSAURO - DINOSSAURO






DINOSSAURO - DINOSSAURO

2. MONTE A CRUZADINHA COM AS PALAVRAS DO QUADRO.

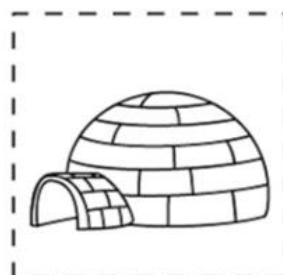
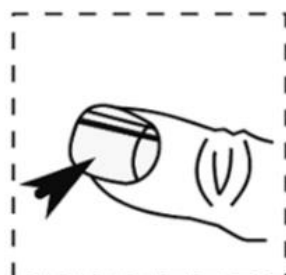
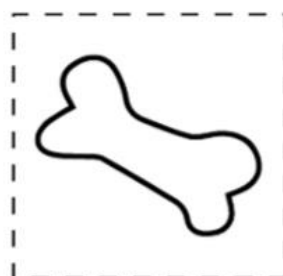

| <u>HORIZONTAL</u> | <u>VERTICAL</u> |
|-------------------|-----------------|
| DELEGADO | DOMINGO |
| DITADO | DIA |
| DADO | DEDO |
| | DUCHA |

3. ENCONTRE OS SETE ERROS.



| | | | | |
|---|---|--|--|--|
| X X X  A α | A | | | |
| X X X  E ε | E | | | |
| X X X  I ι | I | | | |
| X X X  O ο | O | | | |
| X X X  U υ | U | | | |

RECORTE



IBIÚNA, 24 DE MAIO DE 2021

Higiene Pessoal


Pinte somente os objetos que o Cebolinha usa quando toma banho.



IBIÚNA, 25 DE MAIO DE 2021

OBSERVE:

BRENO TINHA 5 PÊRAS. COMEU 3 PÊRAS.



5 menos 2 é igual a 3

Breno ficou com 3 pêras.


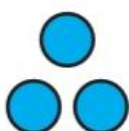

Para saber com quantas pêras Breno ficou, fizemos uma conta de subtração.




$$5 - 2 = 3$$




$$\begin{array}{r} 5 \\ - 2 \\ \hline 3 \end{array}$$

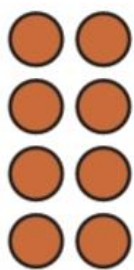


O sinal da SUBTRAÇÃO é -




2- EFETUE AS SUBTRAÇÕES, CONFORME O EXEMPLO:




 $4 - 1 = 3$ 




 $5 - 4 = \dots$ 




 $7 - 2 = \dots$ 

 $8 - 2 = \dots$ 

 $3 - 2 = \dots$ 

 $6 - 2 = \dots$ 

 $5 - 1 = \dots$ 

 $6 - 4 = \dots$ 

IBIÚNA, 26 DE MAIO DE 2021

1- COMPLETE COM AS VOGAIS:



BELHA



STRELA



OIÔ



NÇA



RSO



BAL



JACAR



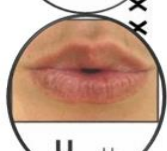
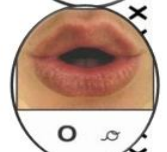
JABUT



GAT

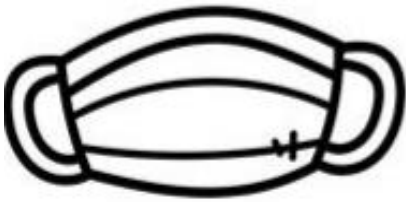


IGL



IBIÚNA, 26 DE MAIO DE 2021

2- ESCREVA O NOME DAS FIGURAS:



A large, empty rectangular box with a dashed border, intended for writing the name of the mask.



A large, empty rectangular box with a dashed border, intended for writing the name of the hand sanitizer.




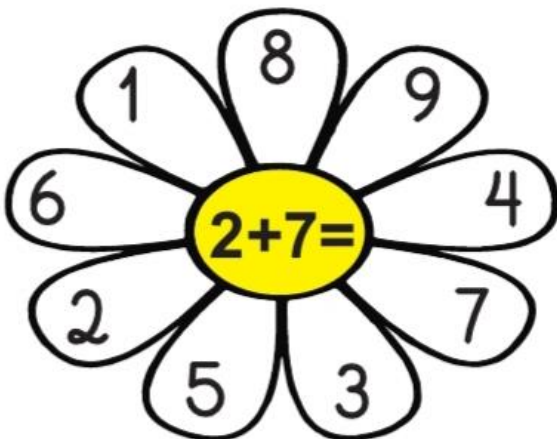

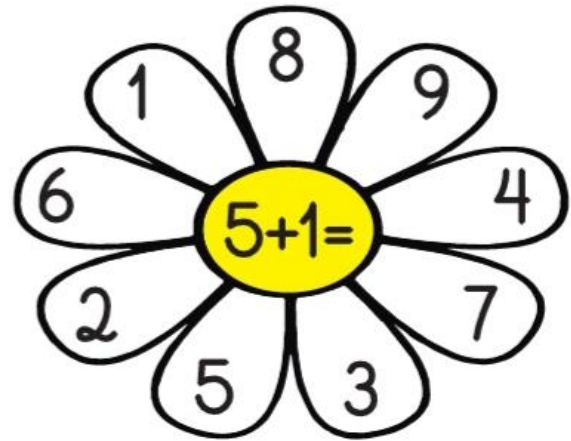

A large, empty rectangular box with a dashed border, intended for writing the name of the hand soap.



A large, empty rectangular box with a dashed border, intended for writing the name of the coronavirus.

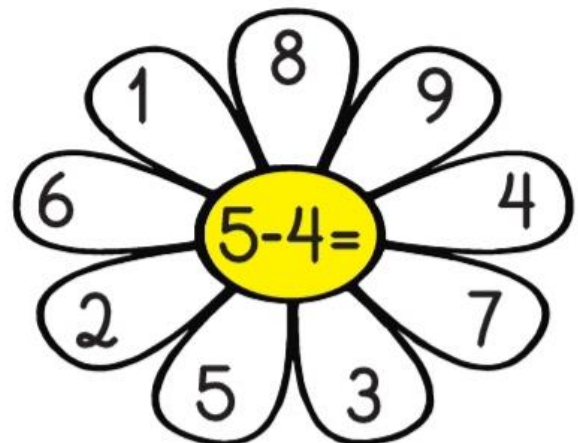

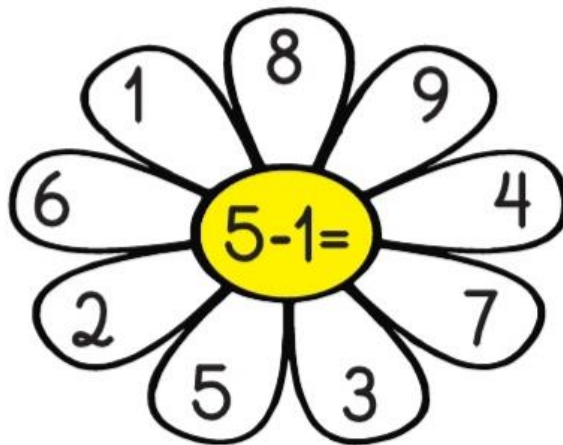

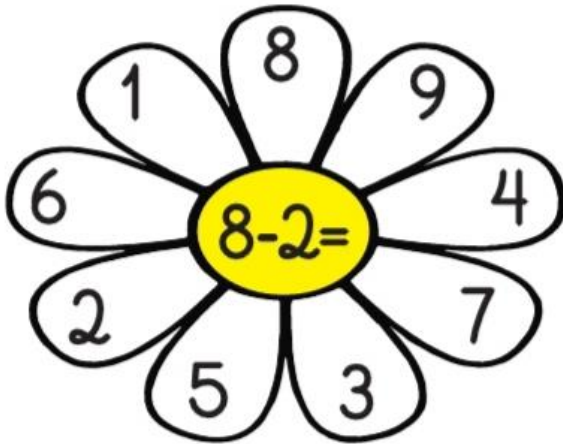
IBIÚNA, 27 DE MAIO DE 2021

1- PINTE A PÉTALA DA FLOR QUE CORRESPONDE AO RESULTADO DA ADIÇÃO.




IBIÚNA, 27 DE MAIO DE 2021

2- PINTE A PÉTALA DA FLOR QUE CORRESPONDE AO RESULTADO DA SUBTRAÇÃO.



ELEFANTE

E



1. JUNTE OS PONTOS PARA ESCREVER ELEFANTE.

ELEFANTE

ELEFANTE


ELEFANTE

ELEFANTE

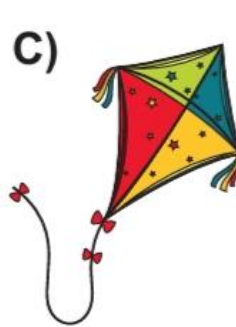

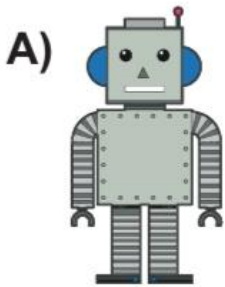
ELEFANTE

ELEFANTE

2. CIRCULE OS DESENHOS QUE COMEÇAM COM A LETRA E.

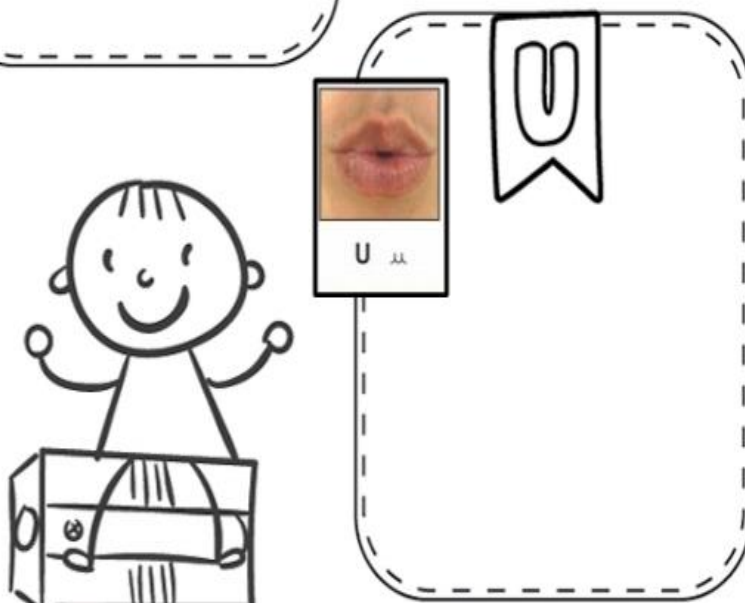
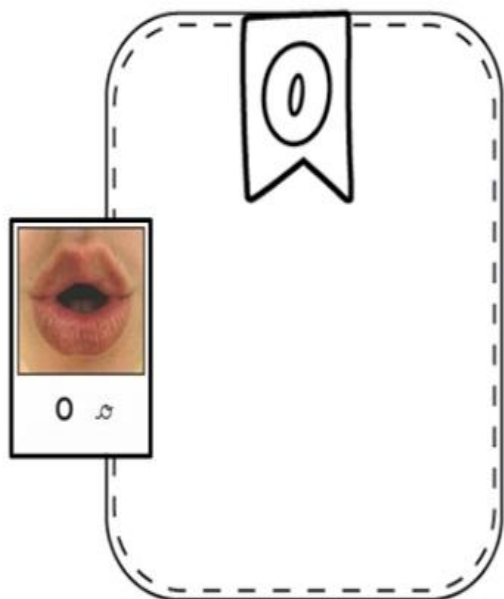
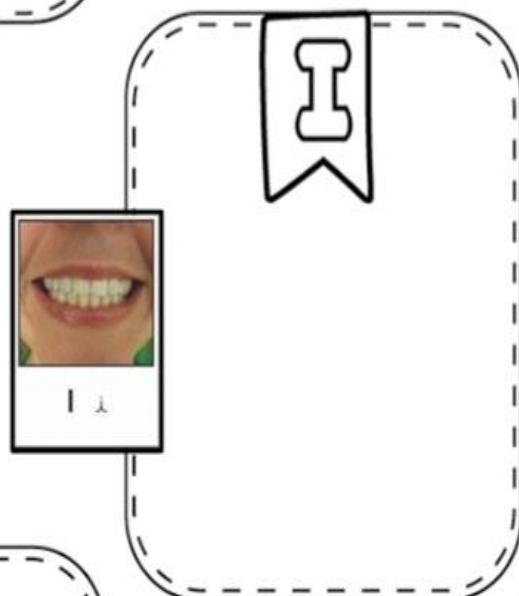
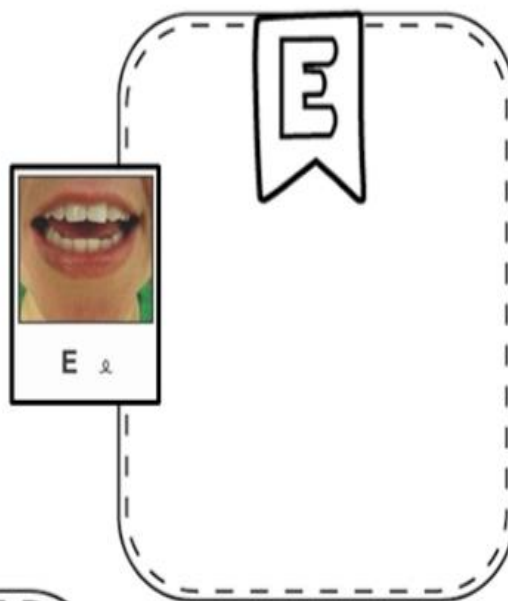
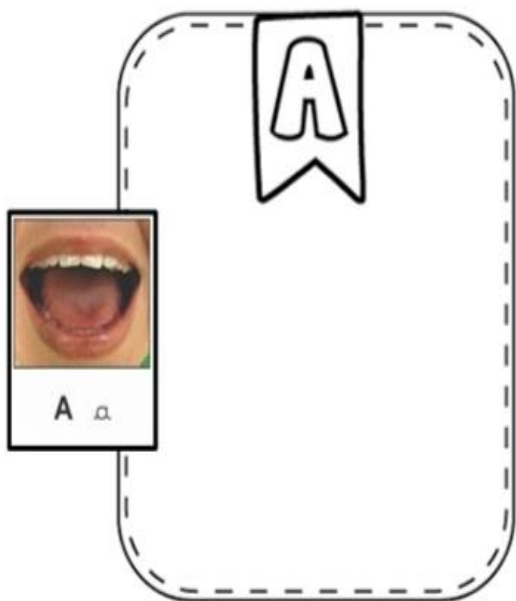


3. LIGUE CADA DESENHO A SUA SOMBRA.




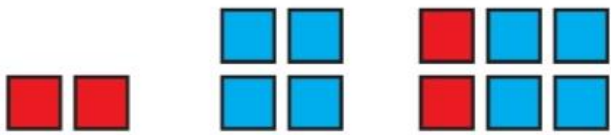
IBIÚNA, 31 DE MAIO DE 2021

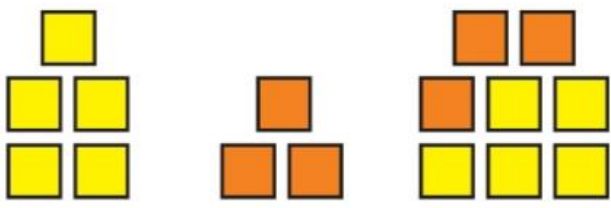
1- FAÇA UM DESENHO QUE COMECE COM A LETRA:





2- RESOLVA AS ADIÇÕES:



$$2 + 1 = 3$$



$$2 + 4 = \dots\dots\dots$$

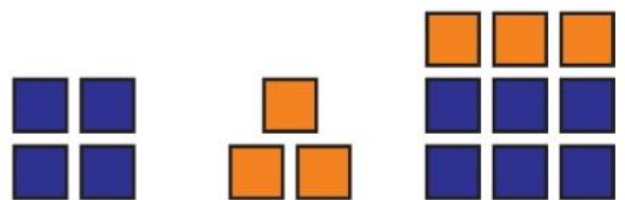

$$5 + 3 = \dots\dots\dots$$


$$6 + 2 = \dots\dots\dots$$


$$3 + 4 = \dots\dots\dots$$


$$3 + 2 = \dots\dots\dots$$


$$6 + 1 = \dots\dots\dots$$


$$6 + 3 = \dots\dots\dots$$

REFERÊNCIAS

ATIVIDADES RETIRADAS DESSAS FONTES

@atividadesanosiniciais

Materiaispdg.blogspot.com

Notebookdaprof.blogspot.com

www.mestredosaber.com.br

PDF – apostila de atividades ABC21

PDF- apostila de matemática- alfabetinho ABC -atividades para alfabetização