

E.M." JOSÉ GABRIEL MACHADO"

ATIVIDADES NÃO PRESENCIAIS.

Fase I e II

5ª APOSTILA

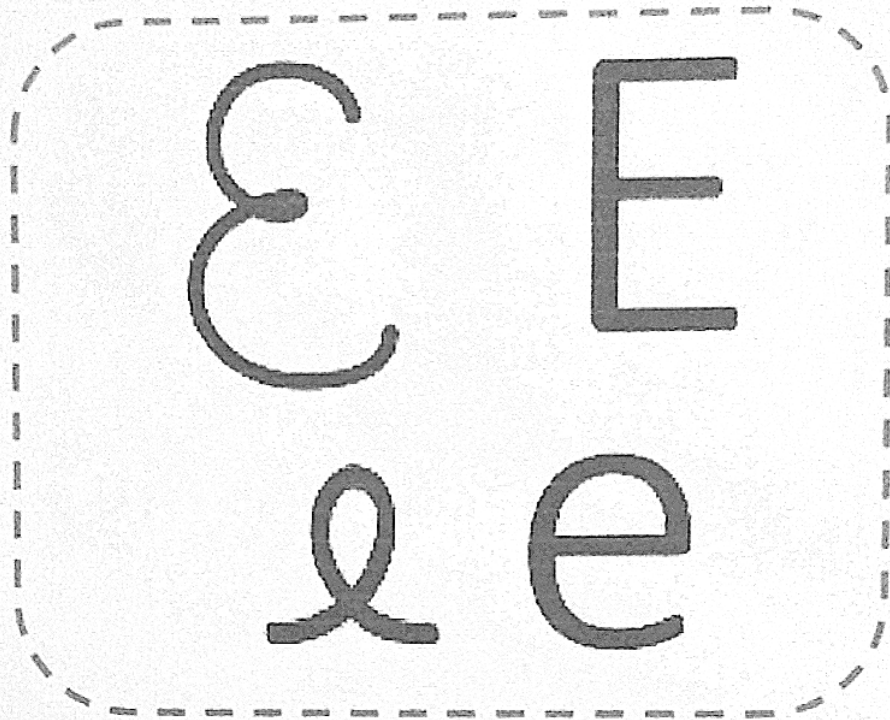
*Referente aos dias: 11, 12, 13, 14, 17, 18, 19, 20, 21,
24, 25, 26, 27, 28 e 31/05.*

NOME DO ALUNO (A) _____


PROFESSORA: MARGARETH GUARDÃO

Vamos aprender a letra E?
Pinte.

14




ESCOVA




@mae_TEARapeuta

Encontre e pinte a letra E.

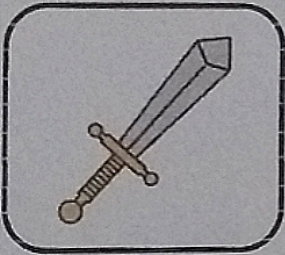


A large outline of the uppercase letter 'E' is centered on the page. Surrounding it are several smaller circles, each containing a letter. The letters are: A, E, F, E, L, D, F, F, E, D, E, J, E, E, C, B, E, E, I, E, E.






_____ ESCOLA




_____ ESPADA



_____ ESPELHO



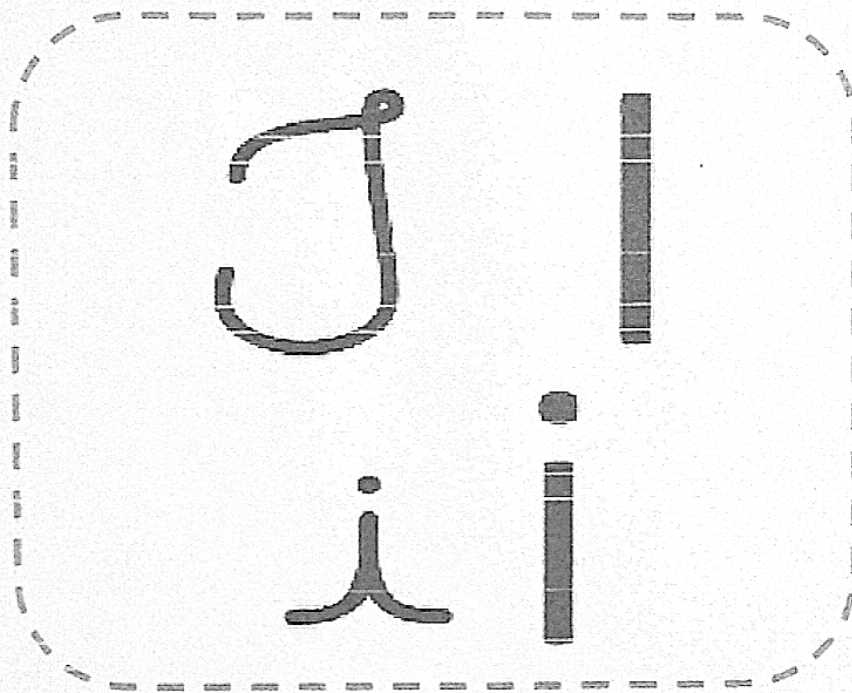
_____ EXTINTOR



_____ ESCADA

Vamos aprender a letrinha I?
Pinte.

27



IGREJA



@mae_TEArapeuta