

# E.M.CRIANÇA FELIZ “Prof.ª VITÓRIA EVANY MIGUEL CORDEIRO”

Prof.ª ELIZANGELA APARECIDA VIEIRA

MATERNAL II TURMA - A

PERÍODO DAS ATIVIDADES: 11/05 A 31/05/2021

DATA DE DEVOLUÇÃO: 08/06/2021




























# ATIVIDADE

EU SOU: \_\_\_\_\_

## CORES E FORMAS

1- PINTE OS DESENHOS PARECIDOS COM A FORMA EM DESTAQUE COM A COR INDICADA.

www.artedeensinareaprender.com

ESCOLA: \_\_\_\_\_


TURMA: \_\_\_\_\_ DATA: \_\_\_\_ / \_\_\_\_ / \_\_\_\_

ALUNO: \_\_\_\_\_

# COLORINDO FORMAS



1- PINTE CADA FORMA, SEGUINDO AS CORES INDICADAS ABAIXO:



AMARELO



AZUL



LARANJA




VERDE



ROSA



VERMELHO












Escola \_\_\_\_\_

Nome \_\_\_\_\_

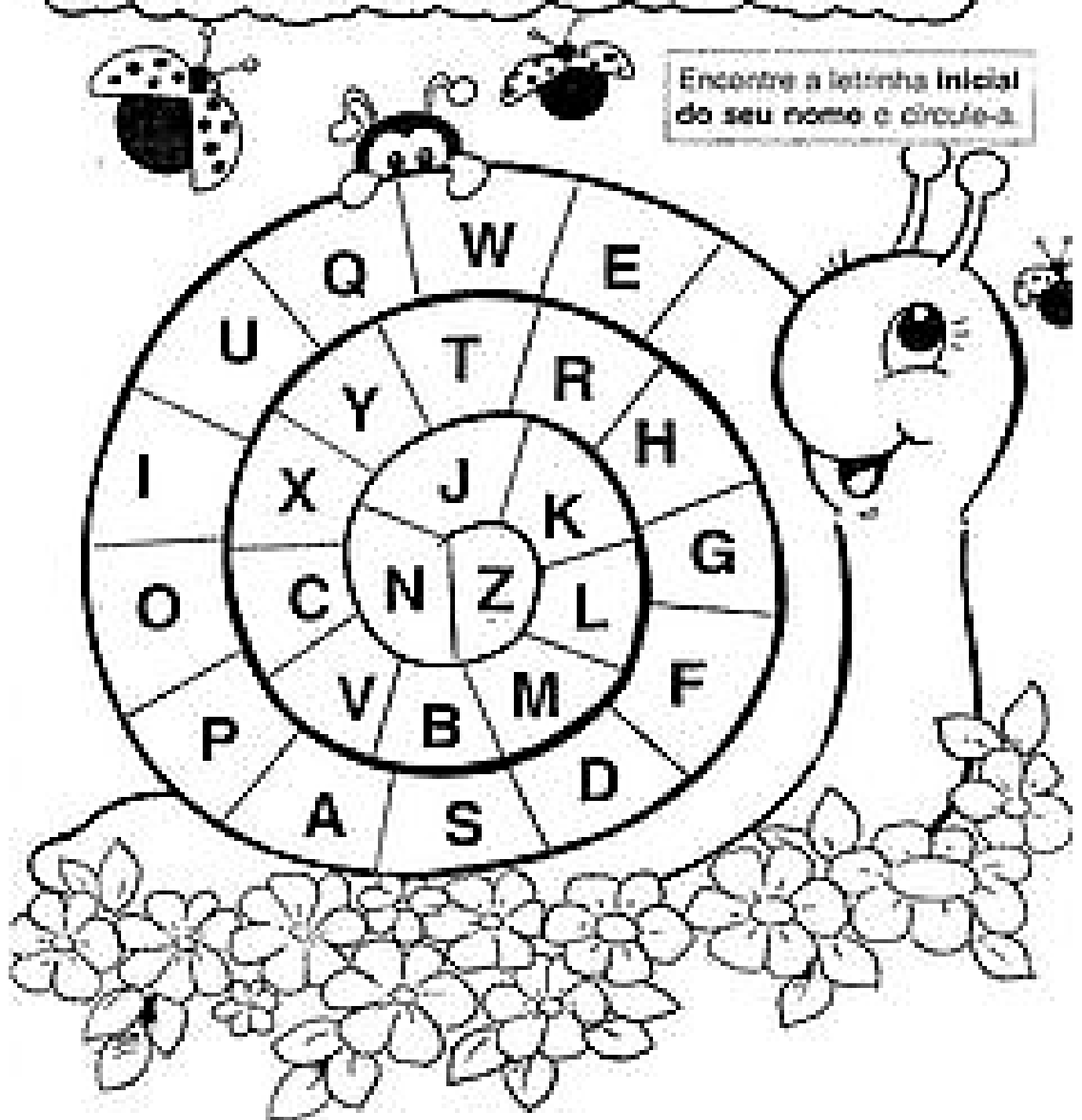
Data \_\_\_\_/\_\_\_\_/\_\_\_\_

Ligue as cores iguais.



O caracol é um bichinho muito simpático que vive no gramado da casa do Augusto. Lá também vivem a joaninha, o grilo, a formiga...

Encontre a letinha inicial do seu nome e circule-a.



# LINGUAGEM

## REVISANDO: VOGAIS

→ COMPLETE AS PALAVRAS COM A VOGAL INICIAL:



BELHA



STRELA



OIÔ



NÇA



RSO

NOTEBOOKDAPROF.BLOGSPOT.COM

Escola: \_\_\_\_\_

Data: \_\_\_\_\_


Turma: \_\_\_\_\_



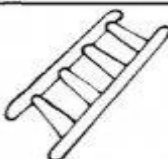


WWW.SOESCOLA.COM

Aluno: \_\_\_\_\_

ATIVIDADE DE AULA - DATA: \_\_\_\_/\_\_\_\_/\_\_\_\_

© RISQUE O DESENHO QUE NÃO COMEÇA COM O SOM IGUAL AOS DEMAIS.



A				
E				
I				
O				
U				


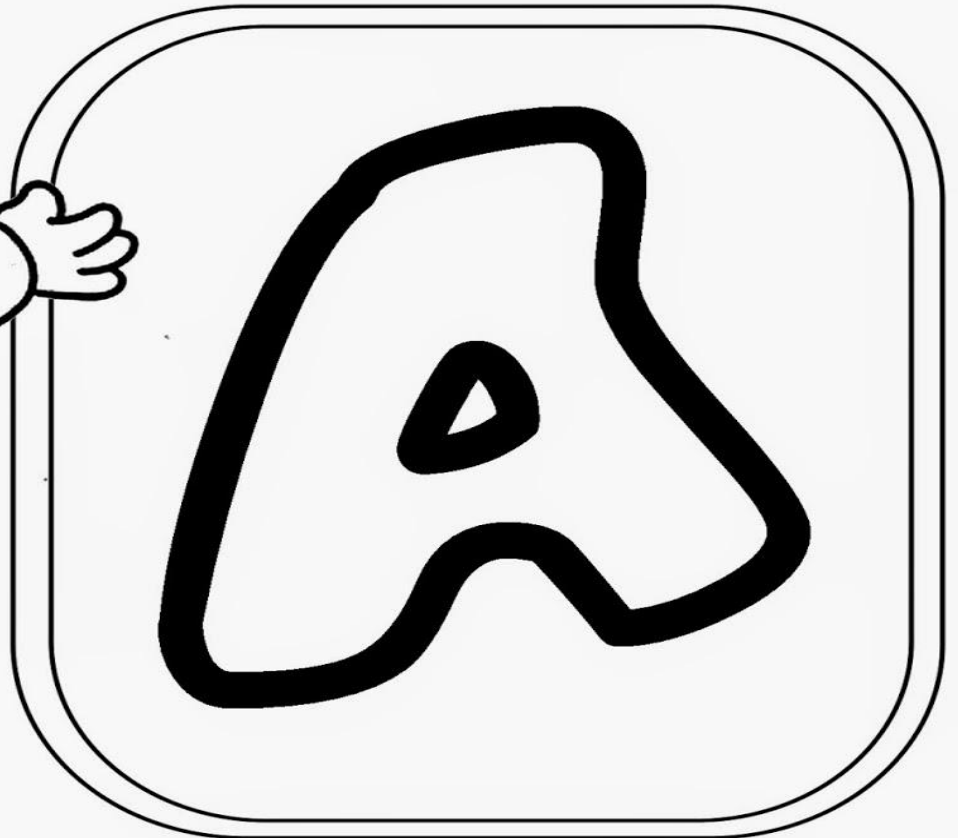


Escola: \_\_\_\_\_

Nome: \_\_\_\_\_

Data: \_\_\_\_\_

Prof: \_\_\_\_\_




T



# MAIOR E MENOR

Pinte de amarelo o caracol maior.  
Pinte de azul o caracol menor.








ESCOLA: \_\_\_\_\_  
TURMA: \_\_\_\_\_ PROFESSOR(A): \_\_\_\_\_  
EU SOU: \_\_\_\_\_

## RECORTE E COLE - FORMAS

1- COMPLETE OS DESENHOS COM AS FORMAS CORRESPONDENTES.

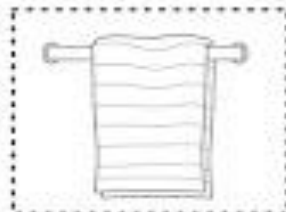
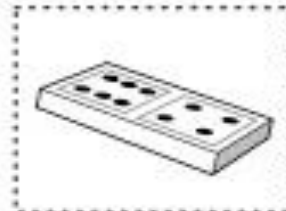
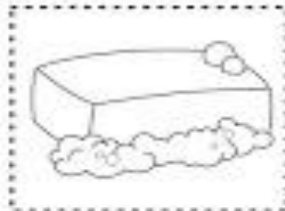


A ARTE DE ENSINAR E APRENDER

# Corte e Recorte Educativo

NOME \_\_\_\_\_

1. RECORTE E COLE APENAS OS PRODUTOS QUE PODEM SER USADOS NA NOSSA HIGIENE.



ESCOLA \_\_\_\_\_

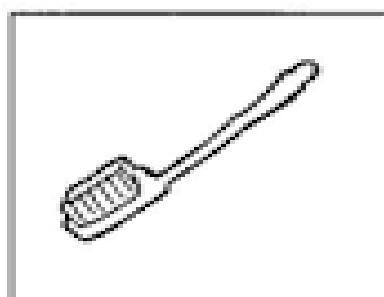

TURMA \_\_\_\_\_ DATA \_\_\_\_/\_\_\_\_/\_\_\_\_

NOME \_\_\_\_\_

## BOA SAÚDE


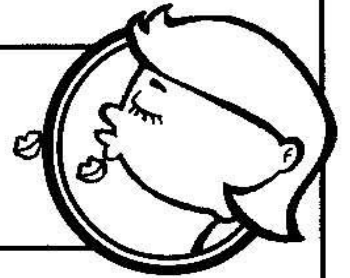
Devemos ter bons hábitos de higiene para termos boa saúde.

Meu amor,  
Ligue os objetos que estão faltando para as crianças  
fazerem uma boa higiene.




Aluno(a): \_\_\_\_\_

Querido(a),  
Cubra os tracejados para completar o numeral **2**.






CHUAC

CHUAC





"Dois beijos para você!"




Pinte o primeiro desenho de amarelo.




Pinte o terceiro desenho de verde.



Pinte o segundo desenho de vermelho.



- PINTE A LETRINHA QUE DA INICIO AO SEU NOME.



ESCOLA: \_\_\_\_\_

TURMA: \_\_\_\_\_ DATA: \_\_\_\_ / \_\_\_\_ / \_\_\_\_

ALUNO: \_\_\_\_\_

SEGUNDA  TERÇA  QUARTA  QUINTA  SEXTA

## QUANTOS ANOS VOCÊ TEM?

1

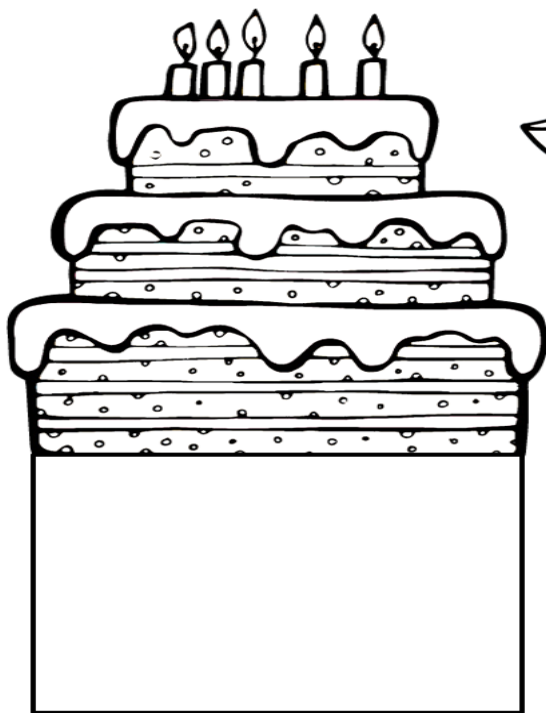
2

3

4

5

1- PINTE NO BOLO, A QUANTIDADE DE VELAS QUE REPRESENTAM A SUA IDADE E ESCREVA O NUMERAL CORRESPONDENTE NO QUADRO ABAIXO.



<https://1.bp.blogspot.com/>

[DZOXxtJ3Pbo/XFg6z13QBQI/AAAAAAAAIQg/EL43b3feWT01oI2JsHeWoBTwHmc\\_9Hi5gCLcBGA/s/s1600/MINHA%20BIDADE.fw.png](https://1.bp.blogspot.com/-DZOXxtJ3Pbo/XFg6z13QBQI/AAAAAAAAIQg/EL43b3feWT01oI2JsHeWoBTwHmc_9Hi5gCLcBGA/s/s1600/MINHA%20BIDADE.fw.png)



