



PREFEITURA DA ESTÂNCIA TURÍSTICA DE
IBIÚNA
Por uma Ibiúna próspera. Investindo no presente, gerando o futuro.
SECRETARIA DE EDUCAÇÃO



Rua Raimundo Santiago, nº 27 - Centro
Telefone: (15) 3248-1292/e-mail: apoiopedagogicosmeibiuna@hotmail.com

E.M. “MARIA BENEDITA RODRIGUES”

ATIVIDADES SEMANAIS DE 11/05 A 31/05

BLOCO 5

FASE II A – PROFESSORA: NATALIA

Querida família reconheço e valorizo todo esforço e dedicação nas atividades remotas de seu filho! **Parabéns!**



NOME: _____

QUALQUER DÚVIDA EM RELAÇÃO AS ATIVIDADES WHATSAPP 15 99741-8631

NOME: _____

LINGUAGEM
FAMÍLIA SILÁBICA
B




UNA A LETRA B COM CADA VOGAL E FORME AS SÍLABAS:

A diagram illustrating the formation of syllables with the letter B and vowels. On the left, a blue letter 'B' is enclosed in a box. Four arrows point from this box to four separate boxes containing the vowels 'A', 'E', 'I', and 'U' in red. To the right of each vowel box is an empty box for writing a syllable. There are also four butterfly illustrations on the left side of the diagram.

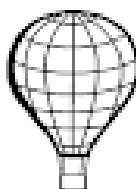
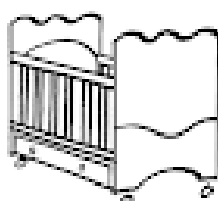
NOME: _____

1-PINTE OS DESENHOS INICIADOS PELA SÍLABA EM DESTAQUE


BA



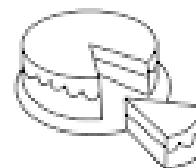
BE





BI



BO











BU



NOME: _____

ATIVIDADE: LETRA B

PINTE A FIGURA QUE COMEÇA COM O SOM DA
SÍLABA EM DESTAQUE:

BA			
BE			
BI			
BO			
BU			

NOME: _____

B

BA BE BI
BO BU



PINTE A SÍLABA INICIAL DE CADA DESENHO.



BA BE BI
BO BU



BU BI BO
BE BA




BA BE BI
BO BU




BU BI BO
BE BA

Ideia Criativa


RECORTE O QUEBRA-CABEÇA DAS QUANTIDADES PARA MONTAR COM SUA FAMÍLIA:




www.IDEIACRIATIVA.org



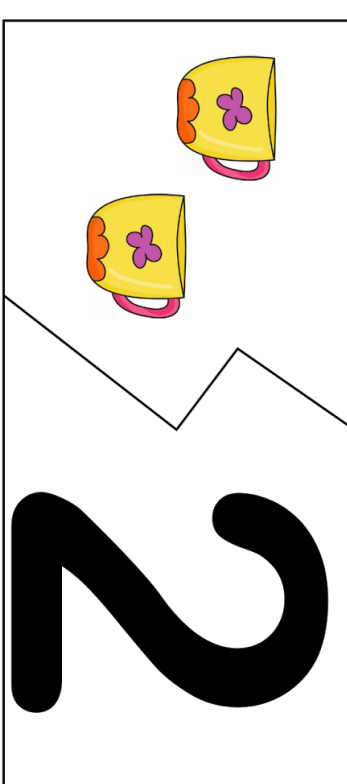
www.IDEIACRIATIVA.org




Ideia Criativa



Ideia Criativa



www.IDEIACRIATIVA.org



NOME: _____

COLE AQUI SEU QUEBRA-CABEÇA DAS QUANTIDADES:

NOME: _____

FAMÍLIA SILÁBICA

C


UNA A LETRA C COM CADA VOGAL E FORME AS SÍLABAS:

A diagram illustrating the syllable formation process. A central blue-outlined letter 'C' is connected by arrows to five red-outlined vowels: 'A', 'E', 'I', 'O', and 'U'. Each vowel is followed by an empty rounded rectangular box, indicating where the syllable should be written.


NOME: _____

C


CA CO
CU



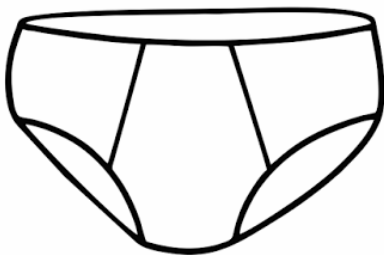
PINTE A SÍLABA INICIAL DE CADA DESENHO.




CA CU CO



CO CU CA



CU CO CA



CO CA CU

Ideia Criativa

NOME: _____

PINTE AS FIGURAS QUE COMEÇA COM A SÍLABA DESTACADA:

CA	
CO	
CU	

NOME: _____

JUNTO COM SUA FAMÍLIA RECORTE AS SÍLABAS E AS LETRAS E TERMINE O QUADRO CORRETAMENTE:

DESENHO



PALAVRA

CUCA

SÍLABAS

--	--

LETRAS

--	--	--	--

CA		CU	
C	C	A	U

NOME: _____

FAMÍLIA SILÁBICA C

LIGUE:



NOME: _____

COMPLETE A SEQUÊNCIA NUMÉRICA DE 1 A 15.



1	2			
	7			10
		13		15

3 4 5 6 8 9 11 12
14

QUE TAL PREPARAR UMA SOBREMESA DELICIOSA COM SUA FAMÍLIA?

CHAME UM ADULTO PARA PREPARAR COM VOCÊ ESSA DELÍCIA E DEPOIS POSTE NO GRUPO AS FOTOS DA SUA SOBREMESA!!!

Creme de noviça ou gelatina espumada

Preparação: **10** MINUTOS Tempo total: **10** MINUTOS Porções: **6** PESSOAS

Ingredientes

Conversão de medidas

Imprimir ingredientes

- 2 unidades de gelatina (40g)
- 1 xícara de água (240ml)
- 1 lata de leite condensado (395g)
- 1 lata de creme de leite (300g)
- 1 lata de leite (300ml)

Modo de preparo

1. Em um recipiente misture as gelatinas com a água quente até que ela se dissolva por completo.
2. Em seguida junte o leite gelado e misture mais um pouco.
3. Transfira a mistura para o liquidificador e adicione o leite condensado e o creme de leite e bata tudo por cerca de 3 minutos ou até que o creme se misture bem e fique espumoso.
4. Coloque a mistura em um refratário ou forma de furo central untada com manteiga e leve para a geladeira por pelo menos 4 horas ou até que tudo fique firme.
5. Depois disso é só servir.



 **CREMOSO E GELADO**

NOME: _____

FAMÍLIA SILÁBICA

D

UNA A LETRA D COM CADA VOGAL E FORME AS SÍLABAS:

The diagram illustrates the syllable family for the letter 'D'. On the left, a blue-outlined letter 'D' is enclosed in a rounded square. Five arrows radiate from this 'D' to five red-outlined vowels: 'A', 'E', 'I', 'O', and 'U', each also enclosed in a rounded square. To the right of each vowel is an empty rounded rectangular box, intended for the student to write the syllable formed by combining the letter 'D' with the respective vowel.





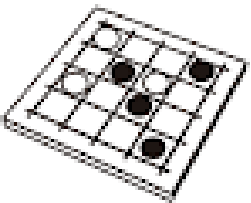






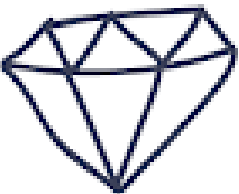













NOME: _____

LINGUAGEM

FAMÍLIA SILÁBICA

D

PINTE O QUE COMEÇA COM:

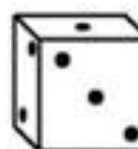
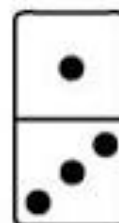
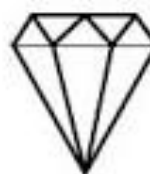
				
				
				
				
				

NOME: _____

FAMÍLIA SILÁBICA

D

LIGUE:



NOME: _____

RECORTE E COLE AS FIURAS NO QUADRADINHO DA SÍLABA INICIAL:

DA					
DE					
DI					
DO					
DU					

