

E.M. "MARIA BENEDITA RODRIGUES".



5° APOSTILA ADAPTADA. DATA: 11/05 À 31/05. (2° Bimestre)

PROFESSORA: PAULA.

1 ANO A.

PINTE OU CIRCULE OS DIAS DO MÊS DE MAIO.

## MAIO - 2021



01/05 – DIA DO TRABALHADOR

<b>D</b>	<b>S</b>	<b>T</b>	<b>Q</b>	<b>Q</b>	<b>S</b>	<b>S</b>
						1
2	3	4	5	6	7	8
9	10	11	12	13	14	15
16	17	18	19	20	21	22
23	24	25	26	27	28	29
30	31					

FAÇA A VOGAL **A** USANDO MASSINHA, ESCOLHA A COR QUE  
QUISER. E COLE NO CENTRO DO PAPEL.

FAÇA A VOGAL **E** USANDO MASSINHA, ESCOLHA A COR QUE  
QUISER. E COLE NO CENTRO DO PAPEL.

FAÇA A VOGAL **I** USANDO MASSINHA, ESCOLHA A COR QUE QUISER.  
E COLE NO CENTRO DO PAPEL.

FAÇA A VOGAL **O** USANDO MASSINHA, ESCOLHA A COR QUE  
QUISER. E COLE NO CENTRO DO PAPEL.

FAÇA A VOGAL **U** USANDO MASSINHA, ESCOLHA A COR QUE  
QUISER. E COLE NO CENTRO DO PAPEL.

PROCURE O SEU NOME, USE MASSINHA PARA FAZER O FORMATO DE TODAS AS LETRAS E COLE EM CIMA DO SEU NOME.

ÍCARO

YAGO


YASMIN

ISABELLY



RECORTE E COLE CADA IMAGEM NO SEU NOME CORRETO.

# **B**ALEIA



[Empty box for pasting]

**BULE**

[Empty box for pasting]

**BOLA**

[Empty box for pasting]



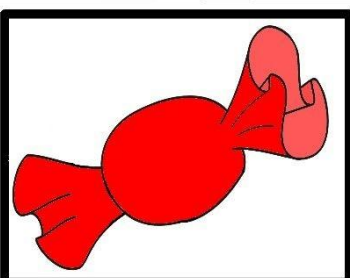
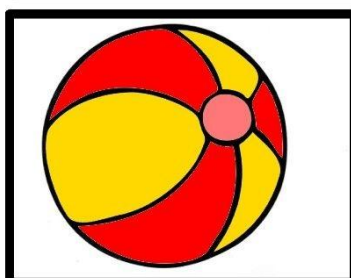
**BALA**

[Empty box for pasting]







**BIGODE**


[Empty box for pasting]

**BONECA**








RECORTE E COLE OS PARES IGUAIS




**RECORTE E COLE CADA QUANTIDADE NO LUGAR CERTO**


	1	
	2	
	3	
	4	
	5	

Three rows of dashed boxes for pasting. The first row contains three dots, the second row contains two dots, and the third row contains one dot. Below these are two larger dashed boxes: the first contains five dots (two in the top row, one in the middle, and two in the bottom row), and the second contains four dots (two in the top row and two in the bottom row).

USE GUACHE PARA FAZER A LETRA INICIAL DE CADA IMAGEM


	E
	I
<input type="text"/> NEL	A

	O
	E
<input type="text"/> VO	U

	E
	I
<input type="text"/> RUBU	U

	U
	O
<input type="text"/> NJEÇÃO	I

	O
	I
<input type="text"/> NJO	A

	I
	E
<input type="text"/> LHA	U





COPIE A LETRA INICIAL DE CADA COR.

VERDE

VERMELHO

AMARELO

AZUL



©ba-em-familia

E

V

L

Y

R

A

U

L

O

CIRCULE A QUANTIDADE CORRETA DE CADA QUADRO



1

3

2



4

3

5



2

4

3




3

2

1

@tea\_em\_familia

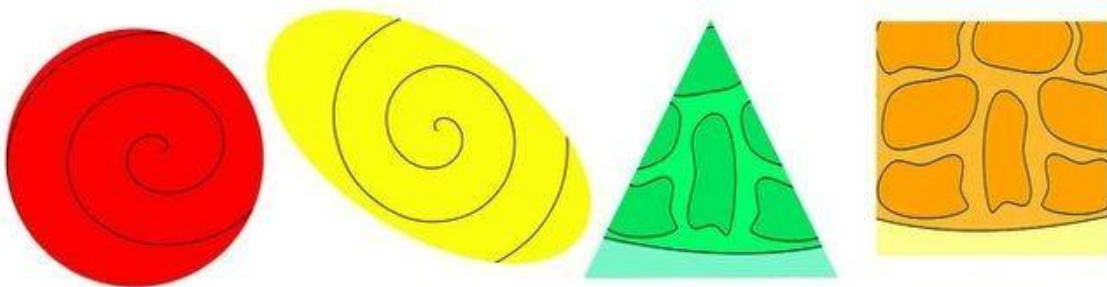

RECORTE O QUEBRA CABEÇA E COLE NA  
PROXIMA FOLHA EM







RECORTE E COLE CADA FORMA NO SEU DEVIDO LUGAR.



Очень  
Важный  
Материал

ОЧЕНЬ  
ВАЖНЫЙ  
КАНАЛ