

**E. M. RAIMUNDO VIEIRA BASTOS**

**APOSTILA Nº 5**

**11 a 31 de maio/2021**

**EDUCAÇÃO INFANTIL**

**FASE-I**



NOME: \_\_\_\_\_

**Prof.<sup>a</sup> Sandra Santos**

# E. M. RAIMUNDO VIEIRA BASTOS

## FASE I - A

**COMUNICADO Nº 5 – 11/05/2021**

### **SENHORES PAIS E RESPONSÁVEIS,**

MUITO OBRIGADA PELA PARCERIA E PARABÉNS POR TODA DEDICAÇÃO E COMPROMETIMENTO COM A VIDA ESCOLAR DA NOSSA CRIANÇA, SEI O QUANTO ESTÁ DIFÍCIL PARA TODOS, MAS TENHO CERTEZA QUE TODO ESSE ESFORÇO VALERÁ A PENA!!!

### **ORIENTAÇÕES AOS PAIS E ALUNOS:**

- ✓ Manter a rotina de estudos, procurando um ambiente tranquilo para realizar as atividades;
- ✓ Fazer as atividades com dedicação, concentração e capricho;
- ✓ Contar com o apoio da professora, sempre que necessário;
- ✓ Enviar fotos/vídeos no grupo da sala, seguindo o cronograma da semana;
- ✓ Devolver a apostila no dia **08 de junho/2021**.



11/05/2021

NOME: \_\_\_\_\_ FASE-I

**ATIVIDADE -1**

VAMOS CANTAR E CIRCULAR A PALAVRA **BORBOLETINHA?**

**BORBOLETINHA**

**BORBOLETINHA ,  
ESTÁ NA COZINHA  
FAZEDO CHOCOLATE  
PARA MADRINHA..**

**POTI POTI, PERNA DE PAU,  
OLHO DE VIDRO E  
NARIZ DE PICA-PAU.**




11/05/2021

NOME: \_\_\_\_\_ FASE-I

**ATIVIDADE -2**

AJUDE A MADRINHA CHEGAR ATÉ A CASA DA BORBOLETINHA, USANDO TINTA GUACHE E O DEDO INDICADOR PARA MARCAR O CAMINHO.



12/05/2021

NOME: \_\_\_\_\_ FASE-I

### ATIVIDADE – 3

LER OS NOMES DAS FIGURAS, INCENTIVANDO A CRIANÇA A NOMEAR A LETRA INICIAL DE CADA PALAVRA.

**LIGUE**

**LIGUE O NOME À FIGURA CORRETA.**

**BORBOLETINHA**



**COZINHA**



**MADRINHA**



**CHOCOLATE**




12/05/2021

NOME: \_\_\_\_\_ FASE-I

**ATIVIDADE - 4**

**LIGUE**

AJUDE A MADRINHA CHEGAR ATÉ A BORBOLETINHA, SEGUINDO A SEQUÊNCIA NUMÉRICA:



13/05/2021

NOME: \_\_\_\_\_ FASE-I

**ATIVIDADE - 5**

**BORBOLETINHA**

PINTE A PALAVRA QUE REPRESENTA A IMAGEM.



**COPO**

**COZINHA**

**PANELA**



**POTI**

**PAU**

**MADRINHA**



**VACA**

**BORBOLETINHA**

**JOANINHA**



**CHOCOLATE**

**MORANGO**

**COCO**

13/05/2021

NOME: \_\_\_\_\_ FASE-I

**ATIVIDADE – 6**

LIGUE A QUANTIDADE DE BORBOLETINHAS AO NUMERAL CORRESPONDENTE:

**LIGUE**



2

4

9

6

8



14/05/2021

NOME: \_\_\_\_\_ FASE-I

**ATIVIDADE – 7**

COMPLETE A PALAVRA COM AS VOGAIS ABAIXO:

A

E

I

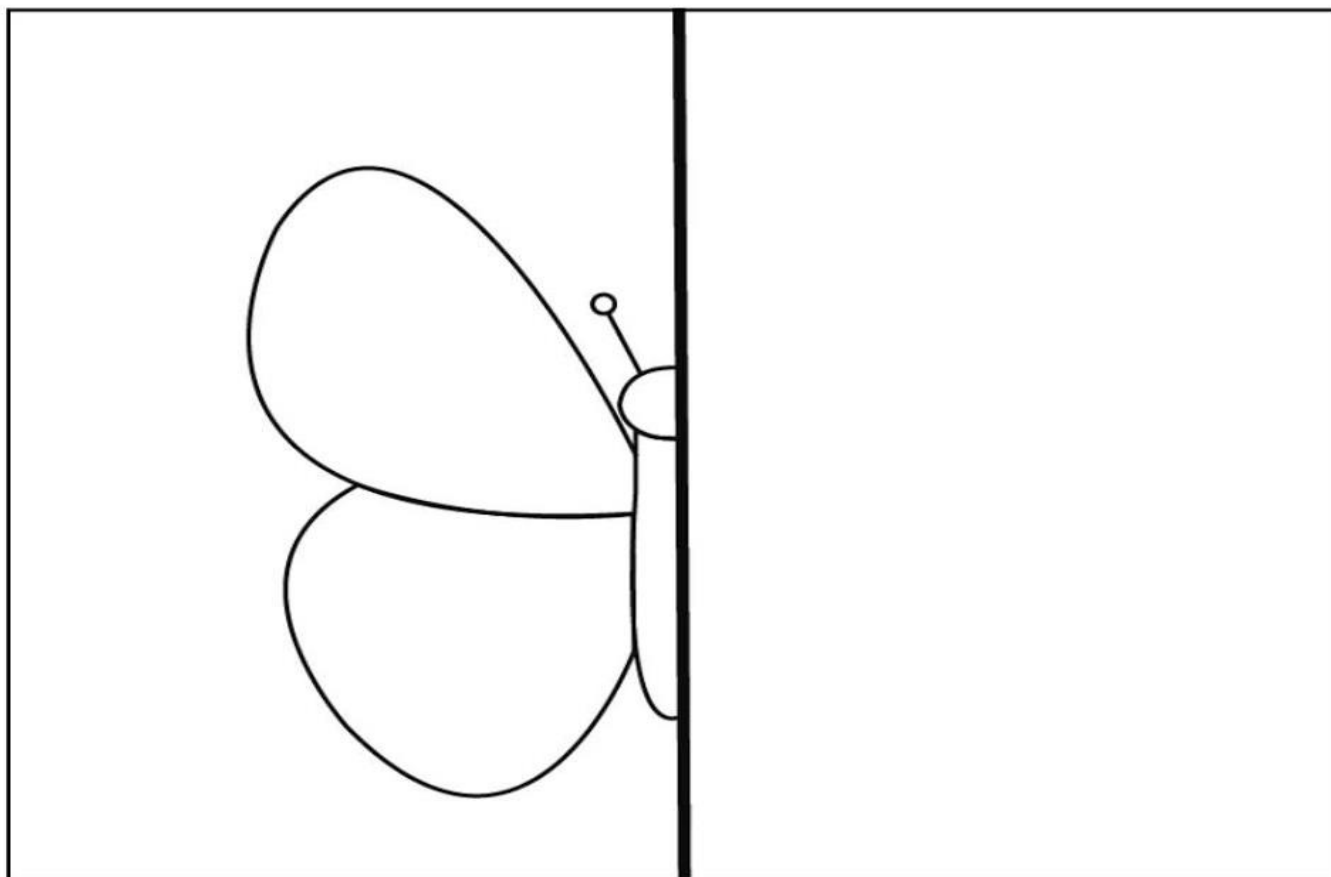
O

**B** **R** **B** **L** **T** **N** **H**

QUAL É A LETRA INICIAL?

QUAL É ÚLTIMA LETRA?

COMPLETE O DESENHO DA BORBOLETA.



17/05/2021

NOME: \_\_\_\_\_ FASE-I

**ATIVIDADE -8**


FAÇA UM DESENHO QUE COMECE COM AS LETRAS ABAIXO.

A	E
---	---

COMPLETE A PALAVRA COM AS LETRAS "A" E "E":

**B O R B O L      T I N H**

DESENHE A OUTRA ASA DA BORBOLETA SEGUINDO O MODELO:




17/05/2021

NOME: \_\_\_\_\_ FASE-I



**ATIVIDADE -9**

PINTE AS FIGURAS QUE COMEÇAM COM A LETRA:

**A**



**E**



18/05/2021







NOME: \_\_\_\_\_ FASE-I

**ATIVIDADE -10**

# CORES



PINTE CADA BORBOLETA COM A COR INDICADA ABAIXO.



18/05/2021

NOME: \_\_\_\_\_ FASE-I

**ATIVIDADE -11**

COMPLETE A PALAVRA COM AS LETRAS QUE ESTÃO FALTANDO.

<b>C</b>		<b>Z</b>		<b>N</b>	<b>H</b>	<b>A</b>
----------	--	----------	--	----------	----------	----------

PINTE AS FIGURAS QUE COMEÇAM COM A LETRA I.



QUANTAS FIGURAS COMEÇAM COM A LETRA I?

ESCREVA A LETRA I.


<b>I</b>						
----------	--	--	--	--	--	--

19/05/2021

NOME: \_\_\_\_\_ FASE-I

**ATIVIDADE -12**


DESENHE CHOCOLATES CONFORME AS QUANTIDADES INDICADAS.



0




1




2



3



4



5




6



7



8



9





10

20/05/2021


NOME: \_\_\_\_\_ FASE-I

**ATIVIDADE -13**

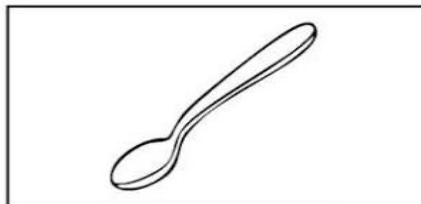
FAÇA UM DESENHO QUE COMECE COM AS LETRAS ABAIXO.



A BORBOLETINHA ESTÁ NA COZINHA. COMPLETE AS PALAVRAS COM AS VOGAIS.




P \_\_\_ N \_\_\_ L \_\_\_



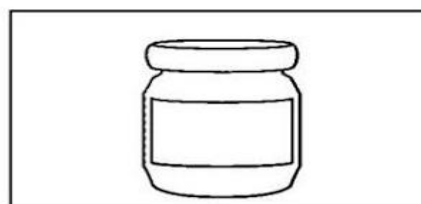
C \_\_\_ LH \_\_\_ R




F \_\_\_ G Ã O




CHOC \_\_\_ LAT \_\_\_



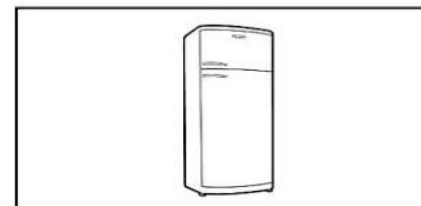
P \_\_\_ T \_\_\_



C \_\_\_ Z \_\_\_ NH \_\_\_



F \_\_\_ C \_\_\_



GELADEIR \_\_\_





20/05/2021

NOME: \_\_\_\_\_ FASE-I

**ATIVIDADE -14**

CIRCULE A BORBOLETA MENOR E PINTE A BORBOLETA MAIOR





21/05/2021


NOME: \_\_\_\_\_ FASE-I

**ATIVIDADE -15**

FAZENDO ARTE!



COLE BOLINHAS DE PAPEL CREPOM COLORIDO NA BORBOLETA E NA FLOR.




21/05/2021


NOME: \_\_\_\_\_ FASE-I

**ATIVIDADE -16**

COMPLETE AS SEQUÊNCIAS COM OS NÚMEROS QUE ESTÃO FALTANDO.



0		2	3		5
---	--	---	---	--	---





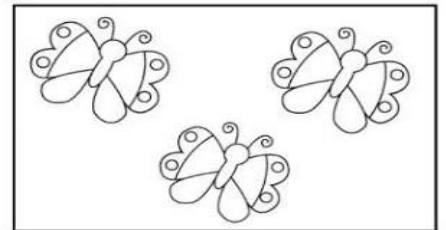

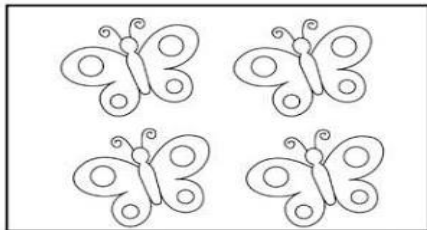
	1	2	3		5
--	---	---	---	--	---



--	--	--	--	--	--



QUANTAS BORBOLETAS HÁ EM CADA CONJUNTO? ESCREVA.




24/05/2021

NOME: \_\_\_\_\_ FASE-I

**ATIVIDADE -17**

**PINTE AS FIGURAS QUE COMEÇAM COM A LETRA O.**



QUANTAS FIGURAS COMEÇAM COM A LETRA O?

ESCREVA A LETRA O.

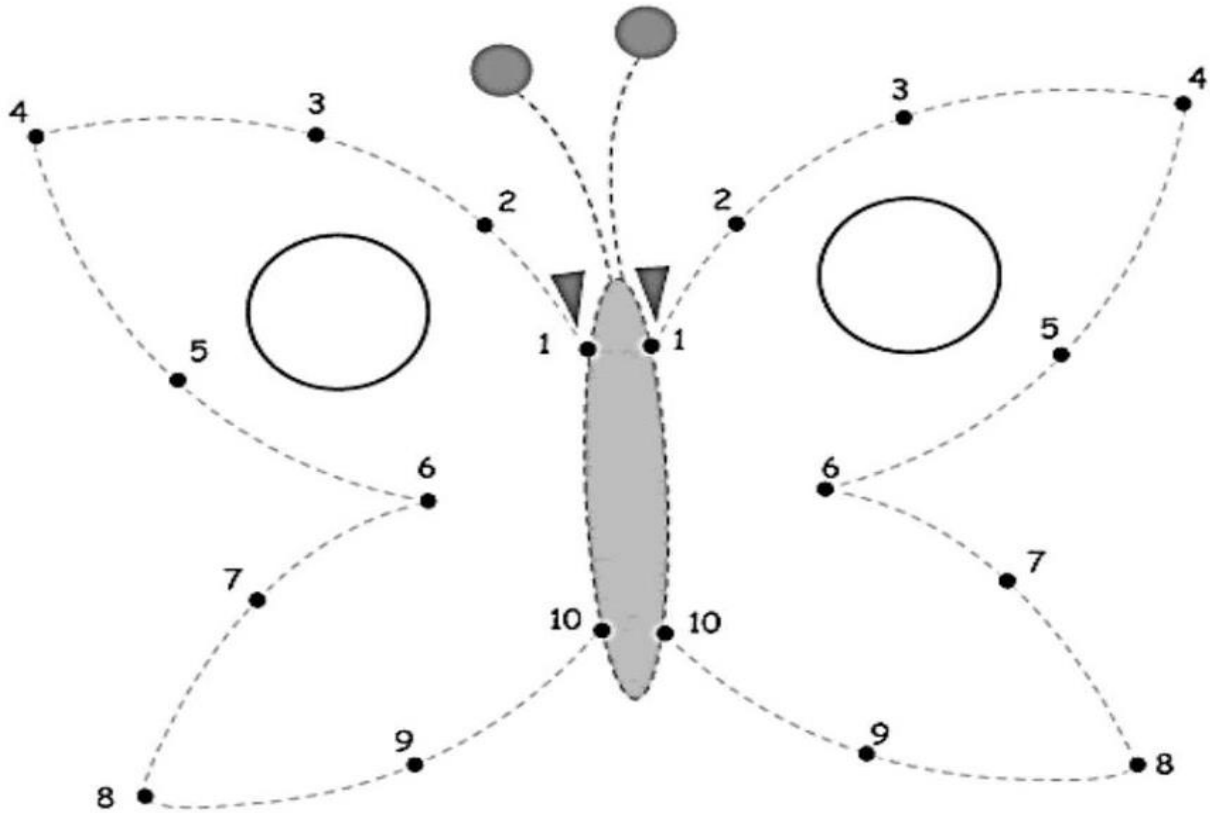
O						
---	--	--	--	--	--	--

24/05/2021

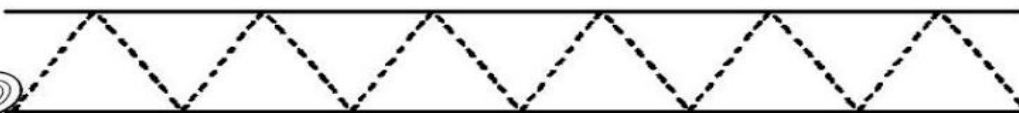

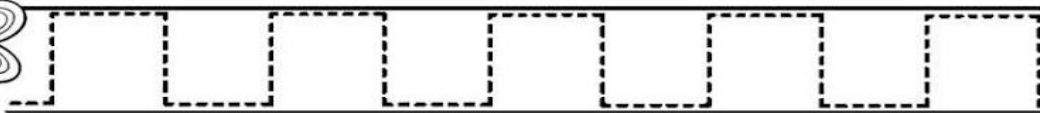
NOME: \_\_\_\_\_ FASE-I

**ATIVIDADE -18**

LIGUE OS PONTOS NA SEQUÊNCIA NUMÉRICA E FORME AS ASAS DA BORBOLETA.



AJUDE A BORBOLETINHA A PEGAR OS INGREDIENTES PARA FAZER O CHOCOLATE:




25/05/2021

NOME: \_\_\_\_\_ FASE-I

**ATIVIDADE -19**

**PINTE AS LETRINHAS DO SEU NOME E  
DEPOIS ESCREVA NO ESPAÇO ABAIXO**




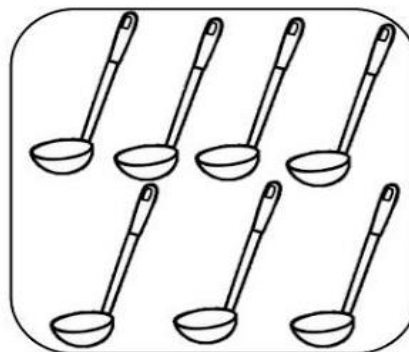












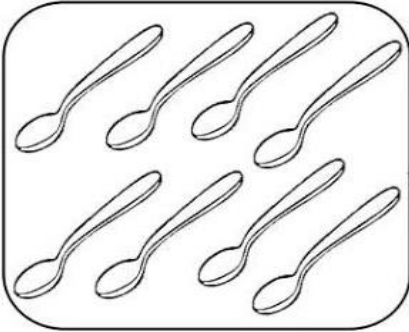
\_\_\_\_\_

25/05/2021

NOME: \_\_\_\_\_ FASE-I

**ATIVIDADE -20**

1	2	3	4	5	6	7	8	9
---	---	---	---	---	---	---	---	---


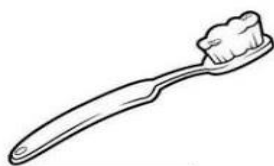





26/05/2021

NOME: \_\_\_\_\_ FASE-I

**ATIVIDADE -21**

ESCREVA A LETRA INICIAL.



QUANTAS FIGURAS COMEÇAM COM A LETRA A?

QUANTAS FIGURAS COMEÇAM COM A LETRA E?


27/05/2021

NOME: \_\_\_\_\_ FASE-I

**ATIVIDADE -22**

PINTE A CENA CONFORME A LEGENDA:

- |   |          |
|---|----------|
| 1 | VERMELHO |
| 2 | AMARELO  |
| 3 | VERDE    |
| 4 | AZUL     |
| 5 | MARROM   |





28/05/2021

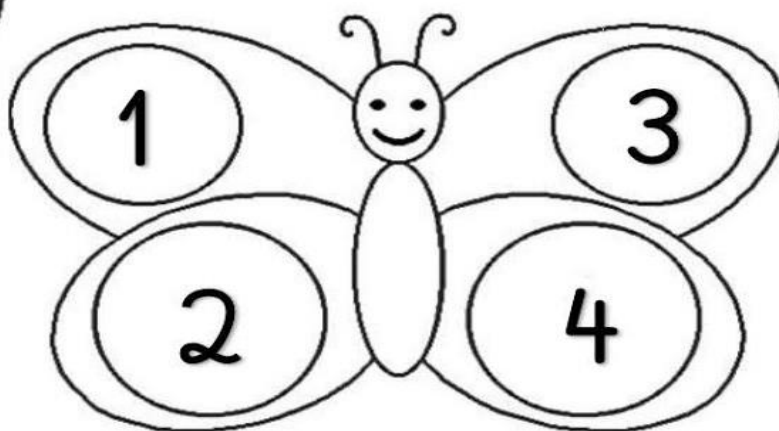

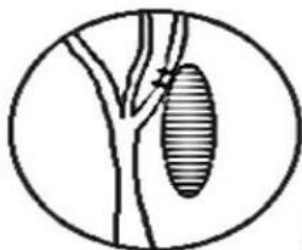
NOME: \_\_\_\_\_ FASE-I

**ATIVIDADE -23**

OUÇA A MÚSICA DA "BORBOLETA AZUL", DISPONÍVEL NESTE LINK:  
<https://www.youtube.com/watch?v=wznsHD7TzUk>, E FAÇA UM DESENHO.



LIGUE OS NÚMEROS A CADA FASE DA BORBOLETA, NA ORDEM EM QUE ACONTECEM.



31/05/2021

NOME: \_\_\_\_\_ FASE-I

### ATIVIDADE -24

OBSERVE A BORBOLETA FEITA COM CARIMBO DAS MÃOS E TINTA GUACHE COLORIDA:




UTILIZE A PÁGINA A SEGUIR PARA COLORIR O CORPINHO DA BORBOLETA E FAZER AS ASAS CARIMBANDO AS MÃOZINHAS DA CRIANÇA COM TINTA GUACHE COLORIDA.

### ATIVIDADE -25

CORPO, GESTOS E MOVIMENTOS

BRINCADEIRA DA BORBOLETA

DISPONÍVEL NO LINK: <https://www.youtube.com/watch?v=F6pgKXvwfoM>



## REFERÊNCIAS

<https://www.aartedeensinareaprender.com/2018/02/atividade-pronta-fazendo-arte.html>

<https://www.aartedeensinareaprender.com/2019/05/atividade-pronta-cores-borboletas.html>

<https://br.pinterest.com/pin/586593920184938323/>

<http://diariodaprofaglauce.blogspot.com/2019/08/ideias-para-trabalhar-primavera.html>

<https://educacaoetransformacaooficial.blogspot.com/2020/08/apostila-pre-i.html>

<https://www.ideiacriativa.org/2013/05/atividade-coordenacao-motora.html>

<https://www.youtube.com/watch?v=wznsHD7TzUk>

<https://www.youtube.com/watch?v=F6pgKXvwfoM>