

E.M. "SANTINO FRANCISCO VIEIRA"


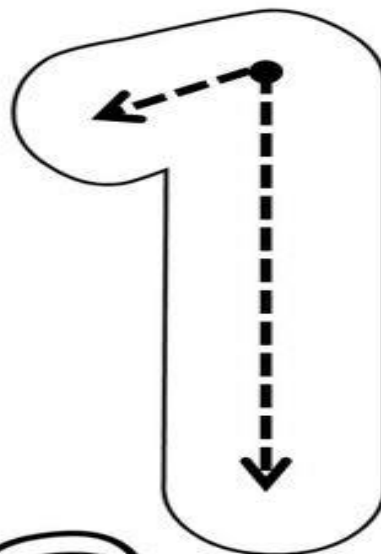
NOME: KAIO MIKAEEL

SÉRIE: 3º ANO A

DATA: 11/05/21 ATÉ 31/05/21


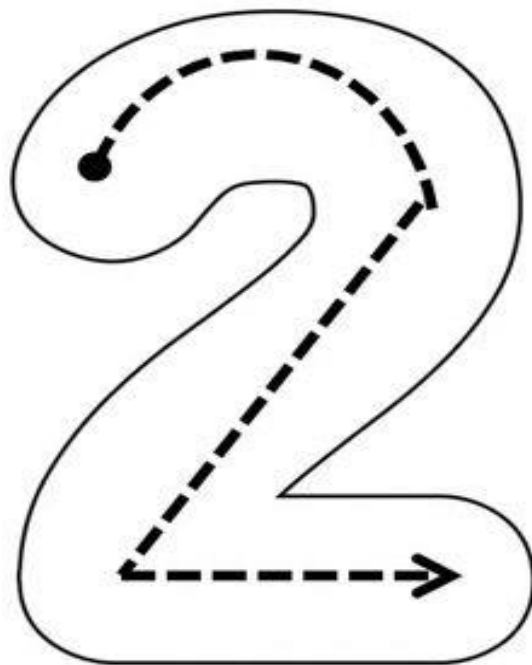
## ATIVIDADES DE MATEMÁTICA

CONTORNE O NÚMERO COM  
GUACHE OU CANETINHA:


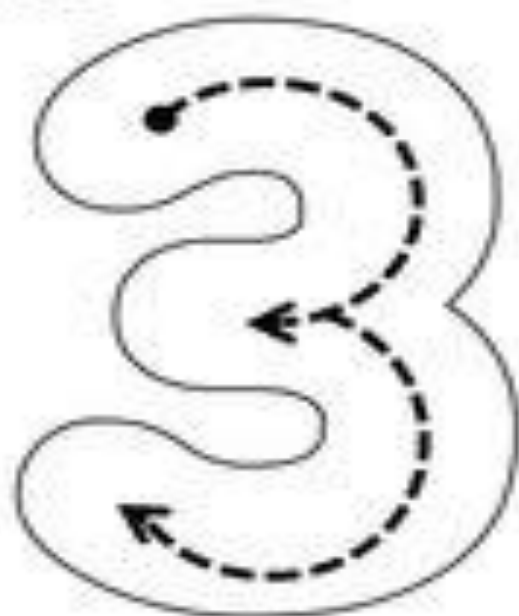


[okuloncesietkinligi.blogspot.com.tr](http://okuloncesietkinligi.blogspot.com.tr)

CONTORNE COM GUACHE OU  
CANETINHA:





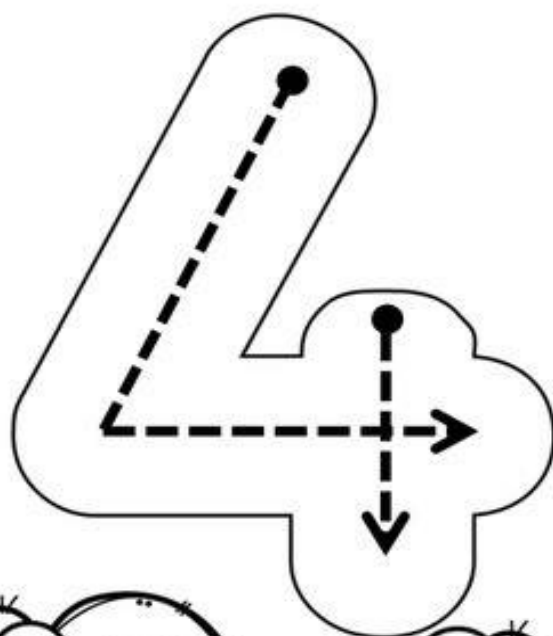


CONTORNE COM  
GUACHE




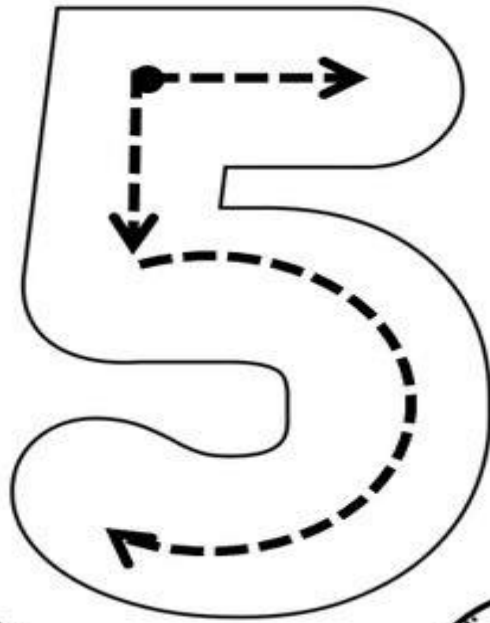
[okuloncesietkinligi.blogspot.com.tr](http://okuloncesietkinligi.blogspot.com.tr)

CONTORNE COM GUACHE OU  
CANETINHA:






CONTORNE COM GUACHE OU  
CANETINHA:



LIGUE:



**1**



**3**



**4**






**2**







**5**

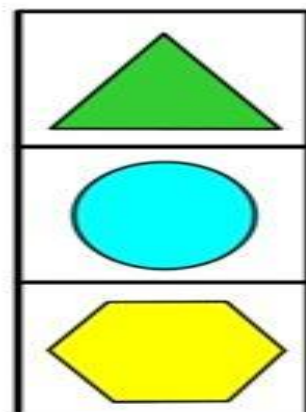




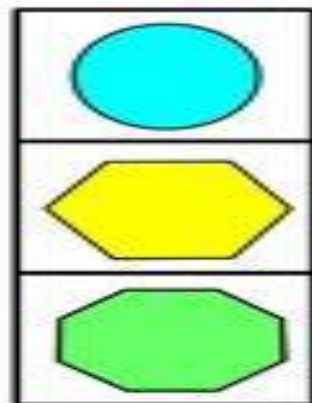
PINTE A QUANTIDADE DAS FIGURAS:



ESCREVA O NÚMERO DAS FIGURAS:

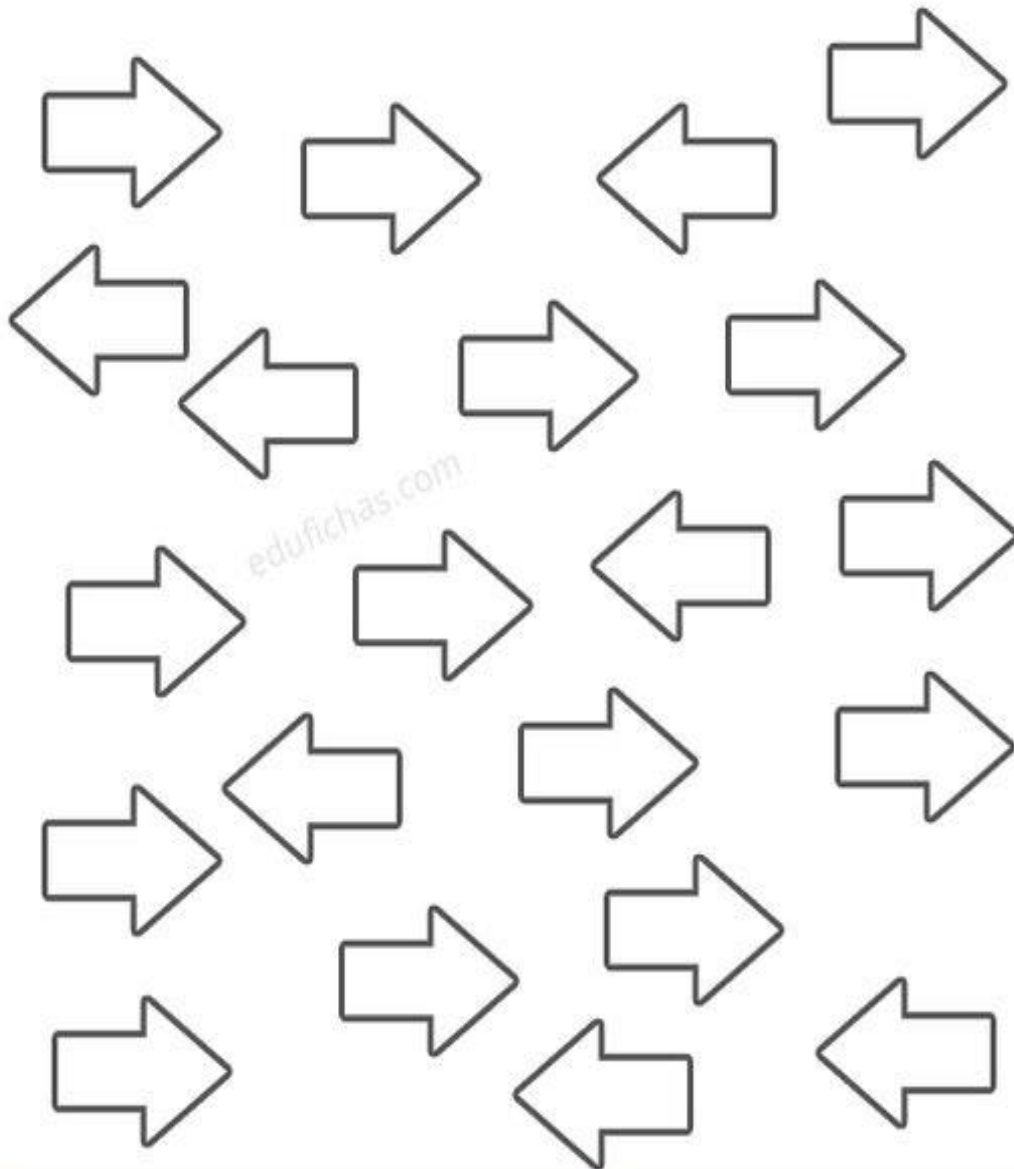
	
	
	
	

LIGUE AS FORMAS GEOMÉTRICAS SEMELHANTES:





OBSERVE A DIREÇÃO DAS SETAS E  
PINTE DE ACORDO COM O EXEMPLO:



KAIO MIKAEL


3º ANO A

DATA: 11/05 ATÉ 31/05

## ATIVIDADES DE LÍNGUA PORTUGUESA



**PINTE OS OBJETOS QUE A MAMÃE GOSTA DE USAR:**



PINTE O DESENHO COM CAPRICO!




COMPLETE A PALAVRA ABAIXO:

M	A	M	Ã	E
	A		Ã	E
M		M		E



# 1º DE MAIO – DIA DO TRABALHO

LIGUE AS FIGURAS:



LIGUE OS NOMES DAS PROFISSÕES:

## 1º DE MAIO DIA DO TRABALHO



GARÇOM	BOMBEIRO	POLICIAL	MÉDICO
--------	----------	----------	--------



COPIE O SEU NOME ABAIXO:

<b>K</b>	<b>A</b>	<b>I</b>	<b>O</b>

PINTE AS LETRAS DO SEU NOME NO QUADRO ABAIXO:

**KAIO**

<b>K</b>	<b>C</b>	<b>A</b>
<b>U</b>	<b>I</b>	<b>E</b>
<b>O</b>	<b>T</b>	<b>X</b>

E.M. "SANTINO FRANCISCO VIEIRA"

NOME \_\_\_\_\_ 3º ANO A

DATA DE ENTREGA:

### ATIVIDADES DE REFORÇO DE MATEMÁTICA

1- COMPLETE O NUMERAL ATÉ 50:

Name: \_\_\_\_\_

1  3 4  6 7  9 10

12 13  15 16 17   20

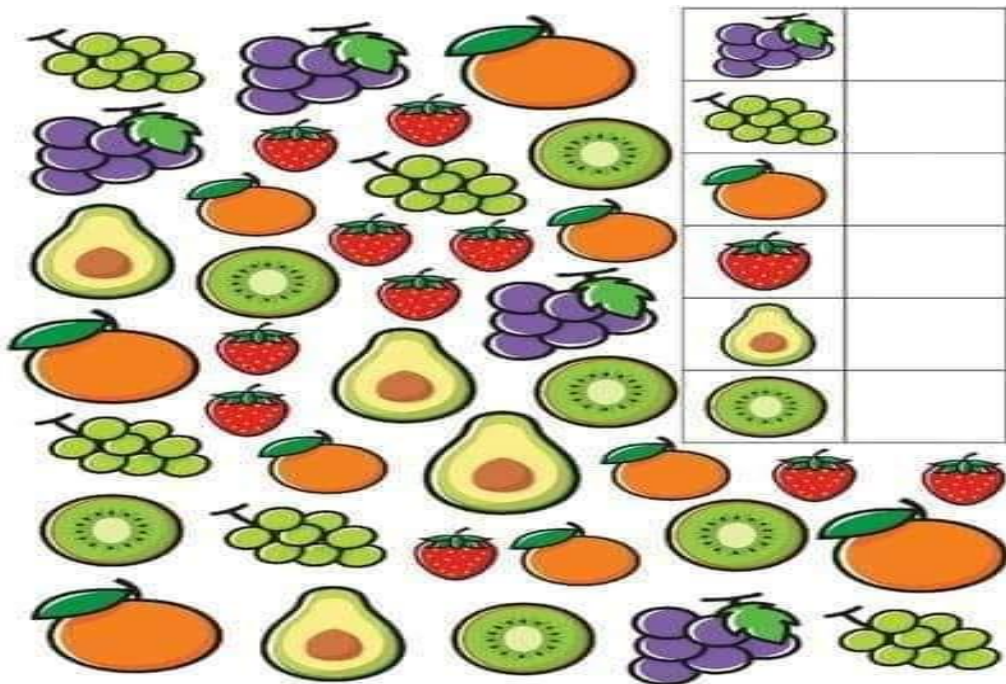
21  23 24  26  28 29

32  34 35 36   39 40

41  43 44   47 48  50



VAMOS CONTAR AS FRUTAS E ESCREVER NA TABELA A QUANTIDADE DE CADA UMA:



VAMOS SOMAR!

$$4 + 2 = \square$$

$$5 + 3 = \square$$

$$2 + 2 = \square$$

$$7 + 3 = \square$$


$$6 + 3 = \square$$

$$2 + 3 = \square$$


$$5 + 2 = \square$$




RESOLVA AS SUBTRAÇÕES:

  
 $7 - 4 = \square$


Levinia Pop © 2014

  
 $7 - 3 = \square$

Levinia Pop © 2014

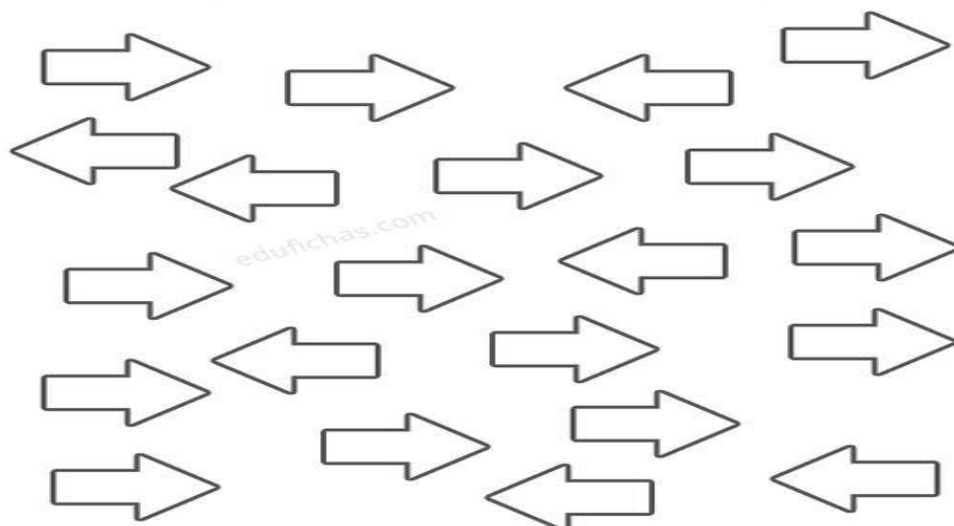
  
 $7 - 2 = \square$

Levinia Pop © 2014

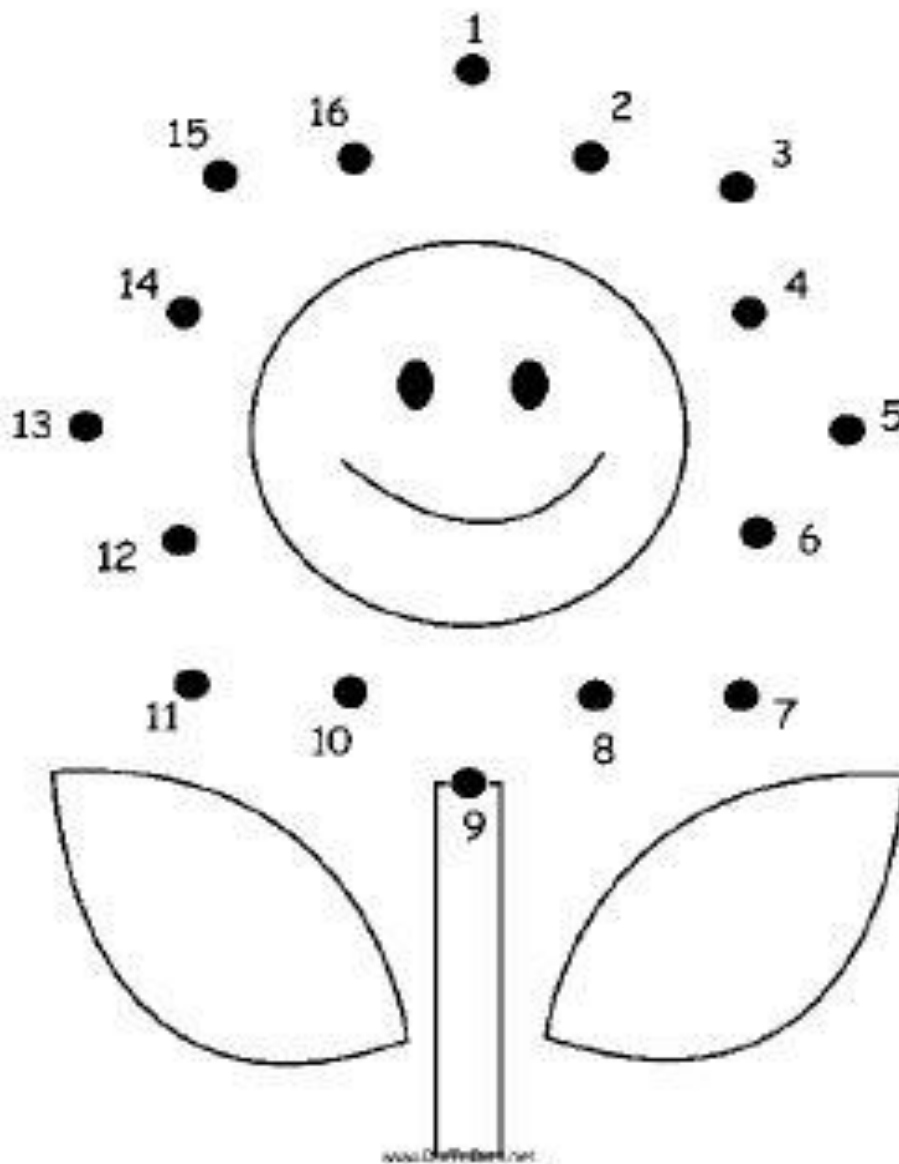
  
 $7 - 1 = \square$

Levinia Pop © 2014

OBSERVE A DIREÇÃO DAS SETAS E PINTE DE ACORDO COM O EXEMPLO:







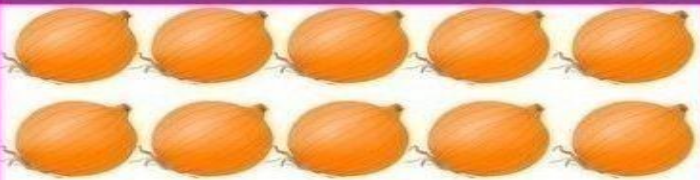
LIGUE OS NÚMEROS:







COMPLETE O QUADRO ABAIXO:

1		3		5		7	
	10		12				16

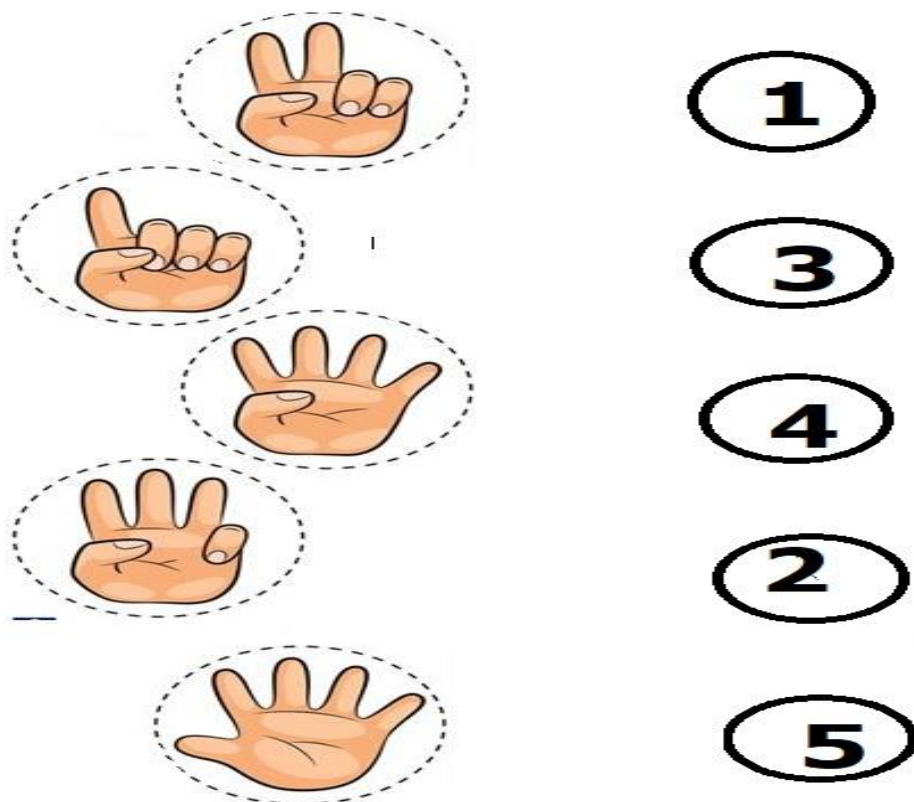
VAMOS CONTAR OS VEGETAIS E ESCREVER A QUANTIDADE AO LADO:


PINTE A QUANTIDADE:

	
10    11    12	14    11    12
	
8    10    9	16    13    12

LIGUE:













AJUDE O URSINHO A CHEGAR NO POTE DE MEL:






# SUBTRAIA:

$4 - 2$		= <input type="text"/>
$5 - 3$		= <input type="text"/>
$9 - 3$		= <input type="text"/>
$7 - 5$		= <input type="text"/>
$8 - 4$		= <input type="text"/>
$6 - 1$		= <input type="text"/>
$4 - 3$		= <input type="text"/>
$7 - 2$		= <input type="text"/>
$10 - 7$		= <input type="text"/>
$10 - 2$		= <input type="text"/>



## GEOMETRIA:

NUMERE OS DESENHOS DE ACORDO COM O NOME QUE ESTÁ AO LADO:



**1- QUADRADO**

**2- TRIÂNGULO**

**3- OVAL**

**4- ESTRELA**

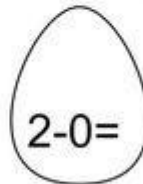
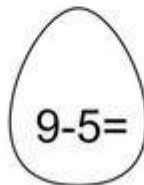
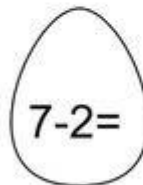
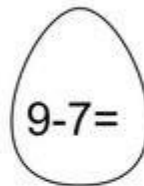
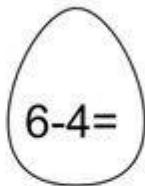
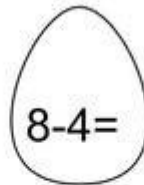
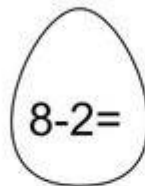
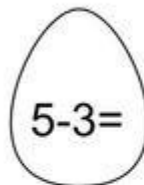
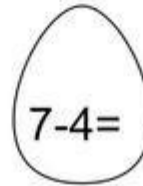
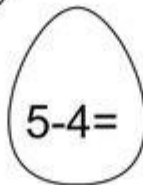
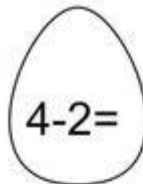
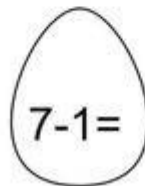
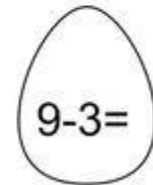
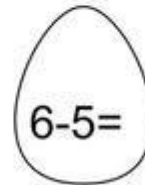
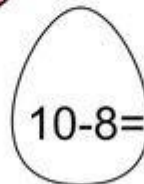
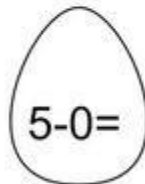
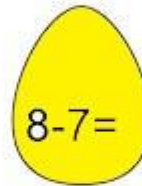
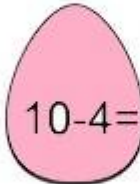
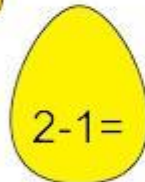
**5- LOSÂNGO**

**6- CÍRCULO**

ESCREVA NOMES DE OBJETOS QUE TEM SE PARECEM COM AS FORMAS GEOMÉTRICAS ABAIXO:

**PINTE OS OVINHOS DE ACORDO COM AS CESTAS ONDE ESTÃO OS RESULTADOS DAS OPERAÇÕES:**



E.M. "SANTINO FRANCISCO VIEIRA"

NOME \_\_\_\_\_ 3º ANO A

DATA DE ENTREGA: 11/05/21 A 31/05

## ATIVIDADES DE REFORÇO DE LÍNGUA PORTUGUESA

**CIRCULE 5 QUALIDADES DA SUA MAMÃE:**



**COMO É SUA MAMÃE?**

ALTA

BAIXA

MAGRA

FORTE

MORENA

RUIVA

BRAVA

CALMA

TRISTE


ALEGRE

LOIRA

FELIZ

**ESCREVA O NOME DA SUA MÃE:**

**PINTE AS CORES QUE A MAMÃE MAIS GOSTA:**







## Pesquisa sobre a mamãe

Nome:

Idade:

Altura:

**PESO**

Defeitos:

Qualidades:

Programa de TV preferido:

Música preferida:

O que mais gosta de fazer:

COMPLETE O QUADRO ABAIXO:





























M	A	M	Ã	E
M		M		
	A		Ã	

ESCREVA AS PALAVRINHAS QUE LEMBRAM A MAMÃE.




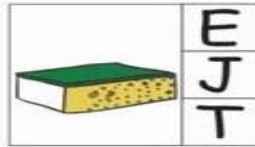
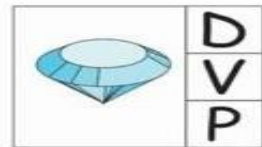

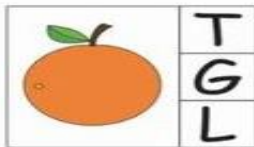
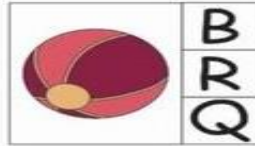
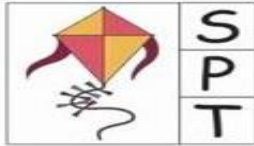
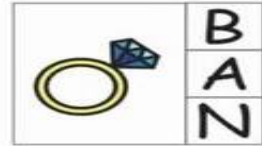
COM QUE LETRA COMEÇA?

					
<input type="text"/>	<input type="text"/>	<input type="text"/>	<input type="text"/>	<input type="text"/>	<input type="text"/>
					
<input type="text"/>	<input type="text"/>	<input type="text"/>	<input type="text"/>	K	<input type="text"/>
					
<input type="text"/>	<input type="text"/>	<input type="text"/>	<input type="text"/>	<input type="text"/>	<input type="text"/>
					
<input type="text"/>	<input type="text"/>	<input type="text"/>	<input type="text"/>	W	<input type="text"/>
					
Y	<input type="text"/>				



ABCDEFGHIJKLMNO

PQRSTUVWXYZ

PINTE A LETRA INICIAL DO NOME DE CADA FIGURA.



PINTE A LETRA INICIAL DO NOME DE CADA FIGURA.



- Conte o número de letras de cada nome e pinte as vogais de amarelo e as consoantes de verde:



M A R I A

LETRAS



J O Ã O

LETRAS



C A R L O S

LETRAS



J Ú L I A

LETRAS



A L I C E

LETRAS



R A F A E L

LETRAS



A N A

LETRAS



L U C A S

LETRAS



P E D R O

LETRAS




B R U N A

LETRAS





ERA UMA VEZ  
UM GATO XADREZ  
CAIU DA JANELA  
E FOI SÓ UMA VEZ.



1 - QUAL ERA A COR DO GATO?

2 - DE ONDE ELE CAIU?


3- QUAIS PALAVRAS NO TEXTO RIMA  
COM XADREZ?

		<b>G</b>			
<b>GA</b>	<b>GE</b>	<b>GI</b>	<b>GO</b>	<b>GU</b>	
<b>GATO</b>	<b>GELO</b>	<b>GIRAFÁ</b>	<b>GOTA</b>	<b>GUDE</b>	
					

ATIVIDADES DA PROFESSORA KEILA FELICIANO

## SILABÁRIO

UNA A LETRA G COM CADA VOGAL E FORME SILABAS:

**G**

→

**A**

→

**E**

→

**I**

→

**O**

→

**U**

ESCREVA A FAMÍLIA SILÁBICA DA LETRA G

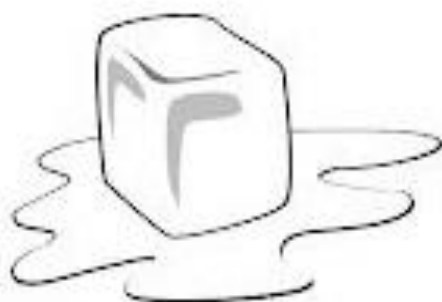
# FAMÍLIA SILÁBICA

GA GE GI GO GU


[- COMPLETE AS PALAVRAS COM O SOM INICIAL:



TO



LO



RAFA



RILA



TO


NOME: \_\_\_\_\_

DATA: \_\_/\_\_/\_\_


# NÃO CONFUNDA...



\_\_\_\_\_ COM \_\_\_\_\_



\_\_\_\_\_ COM \_\_\_\_\_



\_\_\_\_\_ COM \_\_\_\_\_



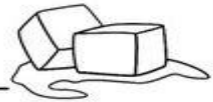
\_\_\_\_\_ COM \_\_\_\_\_



\_\_\_\_\_ COM \_\_\_\_\_



\_\_\_\_\_ COM \_\_\_\_\_



**BOLO-ROLO**

**SAPO-PATO**

**SELO-GELO**


**TEIA-MEIA**

**LUPA-LUVA**

**COLA-MOLA**

# 1º DE MAIO – DIA DO TRABALHO

LIGUE:



ENCONTRE AS PROFISSÕES ACIMA NO CAÇA-PALAVRAS:

F	A	Z	E	N	D	E	I	R	O
X	X	X	C	C	G	T	H	J	K
X	P	O	L	I	C	I	A	L	Q
A	S	T	R	O	N	A	U	T	A
X	Z	X	Z	X	H	H	K	K	W
B	O	M	B	E	I	R	O	X	W