



Creche recanto das Flores

Professora: Rosana
Maternal -2 -B



APOSTILA 05



Devolução prevista para
08/06/2021

ROSANA

♥ Pinte somente os animais que estão na música.

Cante a música da GALINHA PINTADINHA.

A GALINHA PINTADINHA
E O GALO CARIJÓ
A GALINHA USA SAIA E O GALO PALETÓ
A GALINHA FICOU DOENTE
E O GALO NEM LIGOU
OS PINTINHOS FORAM CORRENDO
“PRA” CHAMAR O SEU DOUTOR

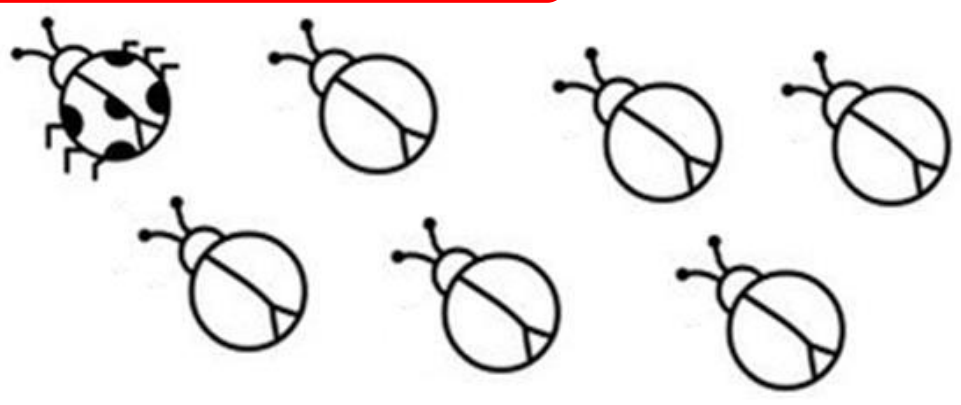


NOME:

- ♥ Vamos levar a Joaquinha até o jardim.
- ♥ Comece colocando o canetão na bolinha vermelha no início do caminho, e vá até a bolinha azul.



- ♥ Vamos completar as Joaquinhas.
- ♥ Estão faltando as perninhas e as bolinhas.




NOME:

♥ Vamos ajudar Chico Bento?

♥ Onde estão somente os tocos das árvores, vamos completá-las?



Eu fiz do meu jeito, você pode fazer do jeito que quiser....



NOME:

Empty box for writing the name.

- ♥ Pinte as formas geométricas com as cores indicadas na legenda
- ♥ Vamos colorir o palhacinho bem lindinho.



VERDE





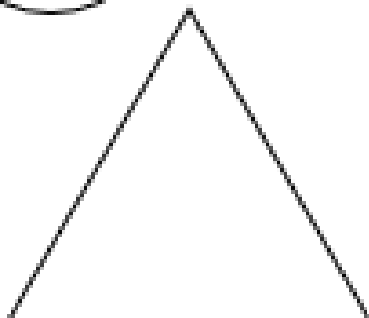



AMARELO



AZUL

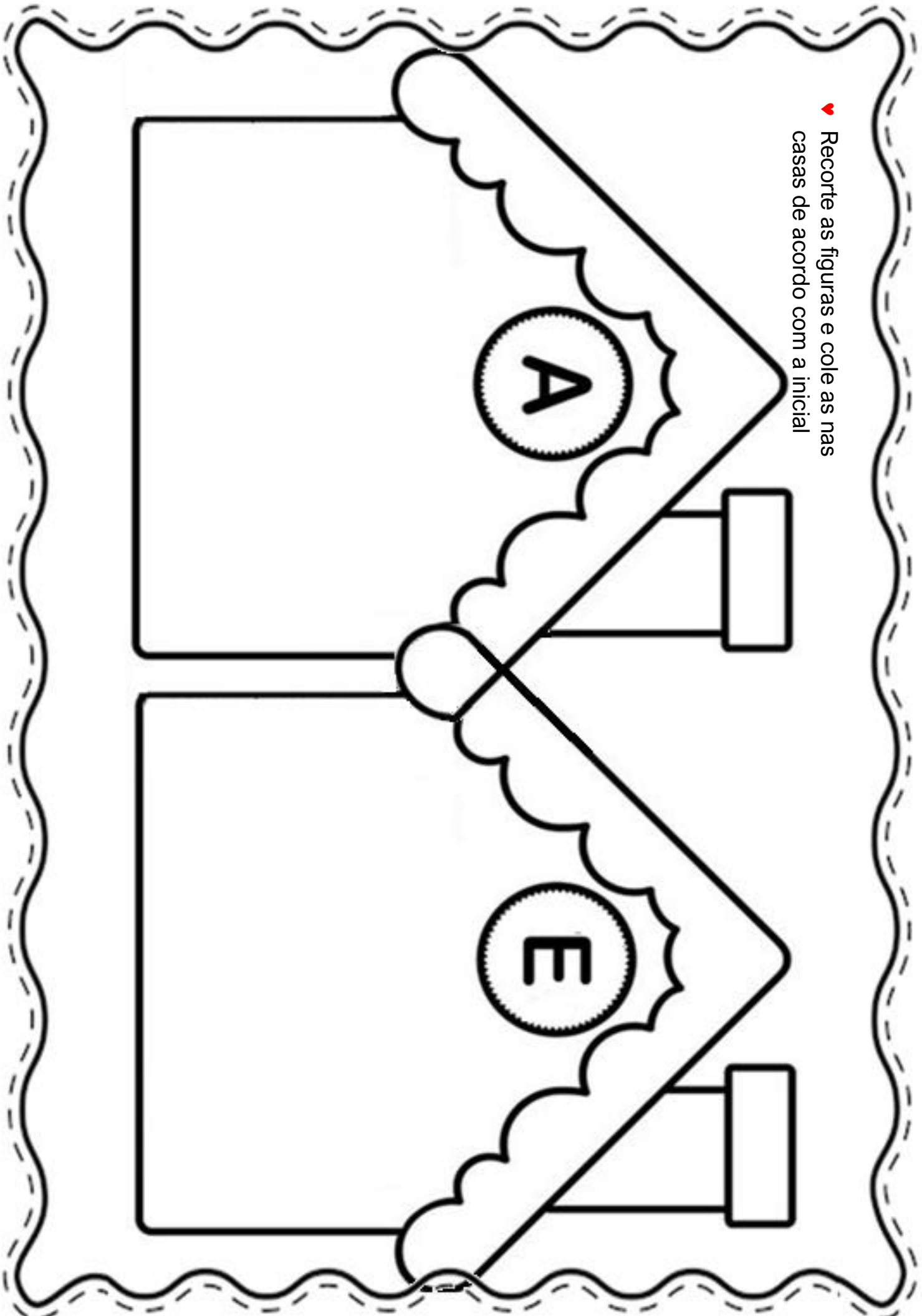


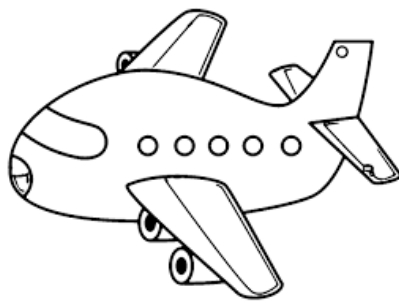








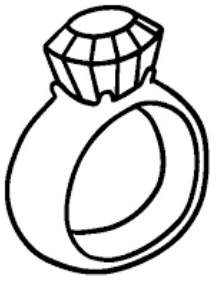
VERMELHO



NOME:

♥ Recorte as figuras e cole as nas
casas de acordo com a inicial





♥ Em cada pote você deverá pintar a quantidade de balas de acordo com o número que está na tampa....



de



ILHA

VAMOS TREINAR?




NOME:

Empty red-bordered box for writing the name.


- ♥ O indiozinho precisa pescar somente os peixes que começam com sua letra.
- ♥ Vamos ajudá-lo?
- ♥ Pinte somente os peixes com a letra "I"

ÍNDIO









NOME:

- ♥ Nessa atividade estamos trabalhando com os números 1 e 2.
- ♥ Vamos desenhar flores nos vasos.
- ♥ Desenhe a quantidade de flores de acordo com o número que está em cada vaso.
- ♥ Vamos pintar as flores.



NOME:

♥ Em cada pote você deverá pintar a quantidade de balas de acordo com o número que está na tampa....




NOME:

♥ Lili e Tomas ganharam muitas balas saborosas, porém eles querem comer todas de uma vez. Mas isso não pode acontecer. Então vamos separar as balas de duas em duas. Como mostra o modelo




2

















NOME:

- ♥ Vamos organizar os peixes em grupos de 3 em 3.
- ♥ Depois pinte os bem coloridos

EXEMPLO

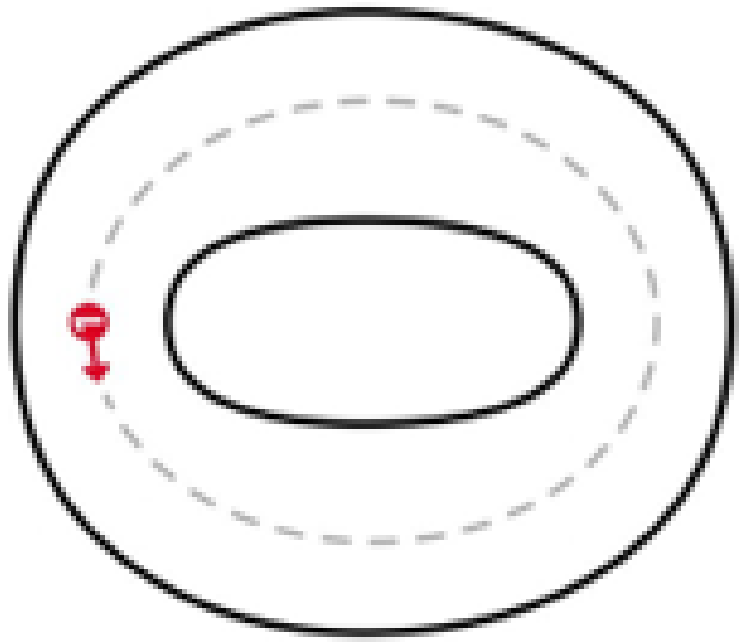


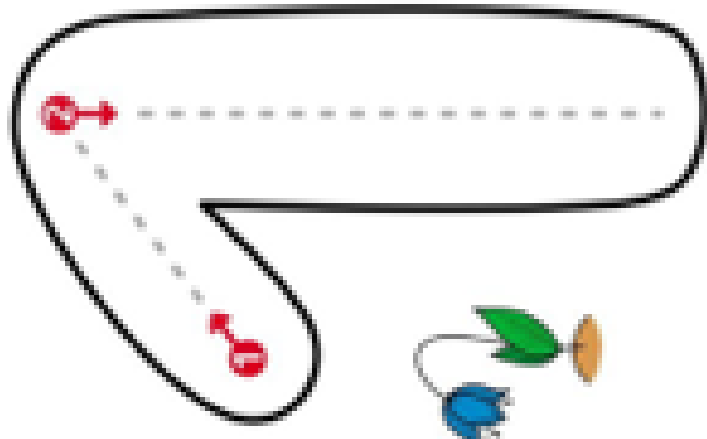
3



NOME:

- ▶ Vamos treinar os números.
- ▶ Com canetão cubra os pontilhados.

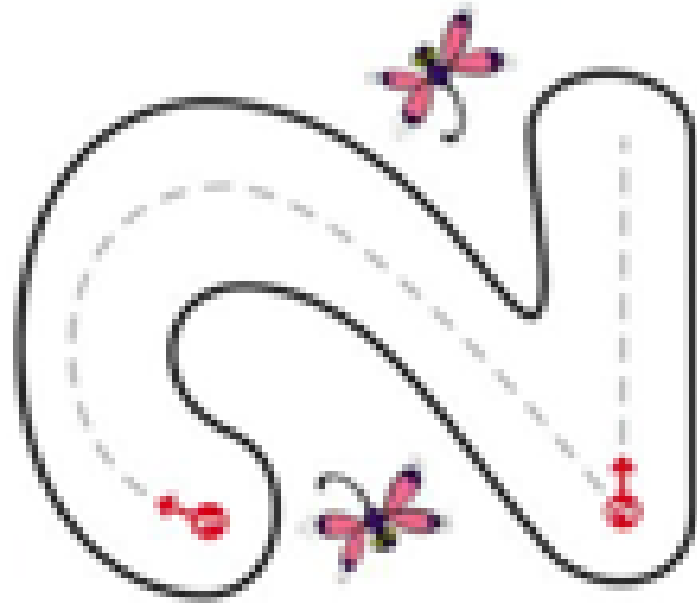




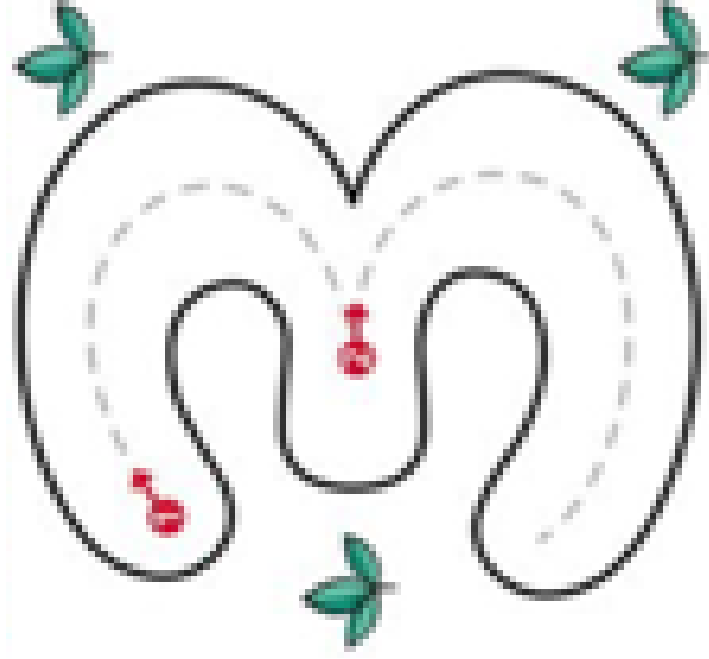
NOME:

1. Semos a linear os números.

2. Com cuidado copia os pontilhados.



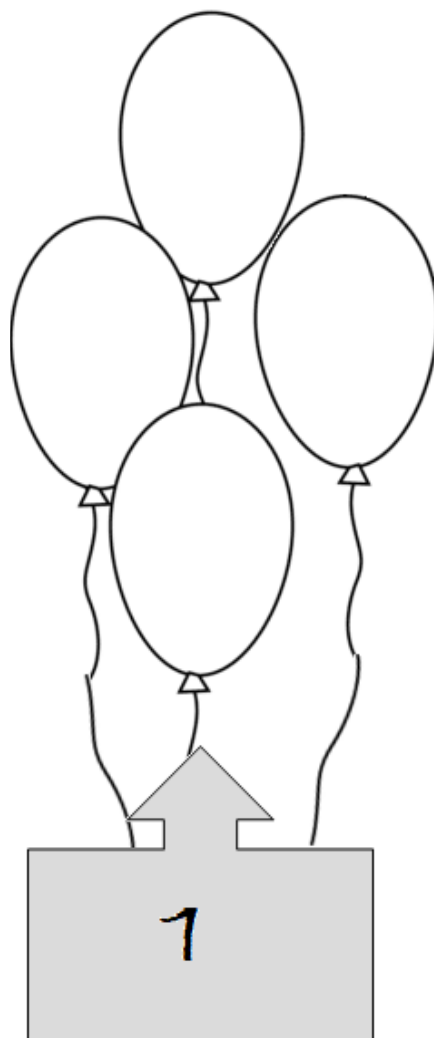
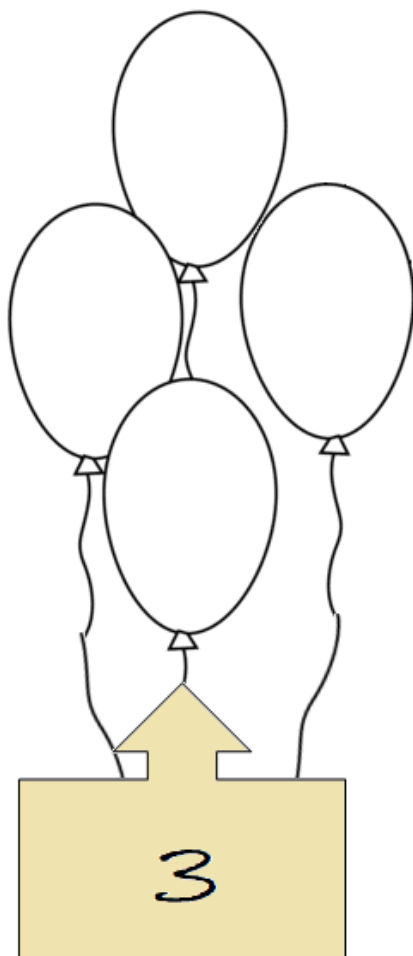
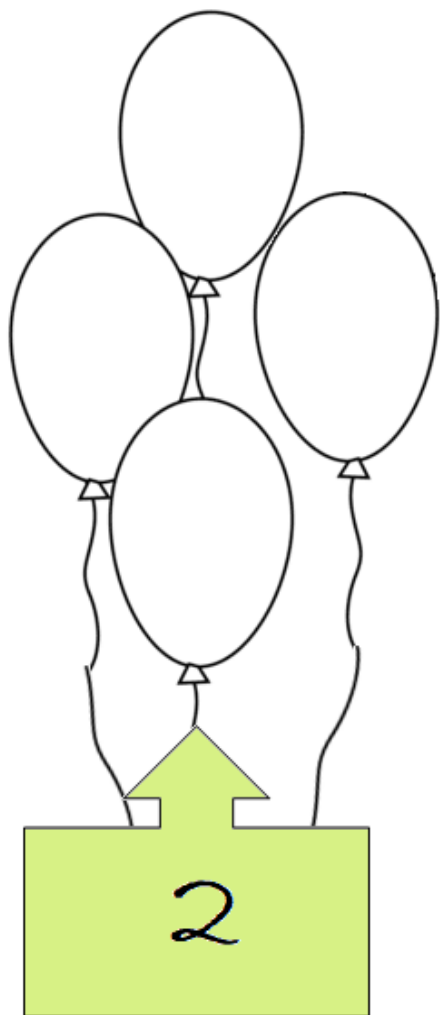
2	2	2	2	2
2	2	2	2	2



3	3	3	3	3
3	3	3	3	3

NOME:

♥ Vamos colorir as bexigas de acordo com os numerais.



NOME:



Família

São como galhos de uma árvore, todos crescemos em direções diferentes.

Mas a nossa raiz continua sendo a mesma.

15 de MAIO
Dia Internacional da Família

♥ Desenhe no quadro abaixo sua linda **FAMÍLIA**

A large, empty rounded rectangle with a thin black border, intended for drawing a family.

NOME:

A horizontal rectangular box with a red border, intended for writing the name.

♥ FONTES

- ✚ https://www.google.com/search?q=zero+pontilhado&rlz=1C1EJFC_enBR893BR893&tbm=isch&source=iu&ictx=1&fir=fr6hbdvAOEI9UM%252CRM9YX4JleMHnGM%252C_&vet=1&usg=AI4_-kTE7vaVoM-kO2YwH305GSi78KwY3Q&sa=X&ved=2ahUKEwjZ7qrLoK7wAhXmILkGHS-ZC6YQ9QF6BAGYEAE&biw=1054&bih=604#imgrc=fr6hbdvAOEI9UM
- ✚ <https://br.pinterest.com/patyrojo32/atividades-maternal/>
- ✚ <https://br.pinterest.com/pin/666673551085060690/>
- ✚ https://www.google.com/search?q=atividades+maternal&tbm=isch&ved=2ahUKEwj5o4Pora7wAhVMr5UCHQ3eDsEQ2-cCegQIABAA&oq=ATIVIDADES+MATER&gs_lcp=CgNpbWcQARgAMgUIABCxAzIFCAAQsQMMyAggAMgIIADICCAyAggAMgIIADICCAyAggAMgIIADoECAAQZoHCAAQsQMQQzoICAAQsQMqgwFQxcyqAVic8aABYMWNoQFoAHAAeACAAeICiAGAGZIBCDauMTAuNC4ymAEAoAEBqgELZ3dzLXdpei1pbWfAAQE&sclient=img&ei=6V2QYLmLMcze1sQPjby7iAw&bih=604&biw=1054&rlz=1C1EJFC_enBR893BR893
- ✚ https://www.google.com/search?q=ATIVIDADE+DE+NUMEROS&bih=547&biw=1053&rlz=1C1EJFC_enBR893BR893&hl=pt-BR&source=hp&ei=SGiQYJ2TicOP0Abt5LOoAg&iflsig=AINFCbYAAAAAYJB2WFQkkjXrcTgzSyp4OYRuC96pPfa&oq=ATIVIDADE+DE+NUMEROS&gs_lcp=Cgdnd3Mtd2l6EAMyAggAMgIIADICCAyAggAMgIIADICCAyAggAMgIIADICCAyAggAOgsIABCxAxDHARCjAjoFCAAQsQM6CagAELEDEIMBOgUILhCxAzolCC4QsQMqgwE6AgguOggIABDHARCjAjoICC4QsQMqkwI6CwgAELEDEMcbEK8BUJ8DWIYkYLYqaABwAHgAgAGzAYgBmhOSAQQOLjE2mAEAoAEBqgEHZ3dzLXdpeg&sclient=gws-wiz&ved=0ahUKEwid1_PZt67wAhXDB9QKHW3yDCUQ4dUDCAc&uact=5
- ✚ https://www.google.com/search?q=patati+patat%C3%A1&rlz=1C1EJFC_enBR893BR893&hl=pt-BR&source=Inms&tbm=isch&sa=X&ved=2ahUKEwj1oMbrt67wAhWMKLkGHVNoBgYQ_AUoA3oECAEQBQ&biw=1053&bih=547
- ✚ https://www.google.com/search?q=desenhom+imagem+de+indio&tbm=isch&ved=2ahUKEwjS9rD3t67wAhVvuZUCHYM7ATUQ2-cCegQIABAA&oq=desenhom+imagem+de+indio&gs_lcp=CgNpbWcQAzoICAAQCBAHEB5QmzBYi0hg7k9oAHAAeACAAegBiAGxCJIBBTMuNS4xmAEAoAEBqgELZ3dzLXdpei1pbWfAAQE&sclient=img&ei=hmiQYNKbFu_y1sQPg_eEqAM&bih=547&biw=1053&rlz=1C1EJFC_enBR893BR893&hl=pt-BR
- ✚ https://www.google.com/search?q=google+figuras&tbm=isch&ved=2ahUKEwi04s6FuK7wAhXYtpUCHVOeDpEQ2-cCegQIABAA&oq=google+figuras&gs_lcp=CgNpbWcQAZICCAyBAGAEb4yBggAEAUQHjIGCAAQCBAeMgYIABAIEB4yBggAEAgQHjIGCAAQCBAeMgQIABAYOgcIABCxAxBDQgUIABCxAzoECAAQZoICAAQsQMqgwFQmxBY7SlgyDJoAHAAeACAaw6IAaUKkgEDNC45mAEAoAEBqgELZ3dzLXdpei1pbWfAAQE&sclient=img&ei=pGiQYLSADdjt1sQP07y6iAk&bih=547&biw=1053&rlz=1C1EJFC_enBR893BR893&hl=pt-BR
- ✚ <https://br.pinterest.com/pin/666673551090578467/>
- ✚