


# PINTE DE VÁRIAS CORES



CIRCULE APENAS O NÚMERO 1

28/05

0	1	7	5
1	3	5	7
4	7	1	6
7	1	5	3

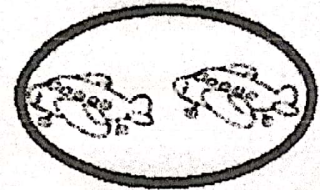

**MARQUE O NÚMERO UM:**

27/05


1	2	3	4	5
---	---	---	---	---

**LIQUE O NÚMERO A SUA QUANTIDADE:**

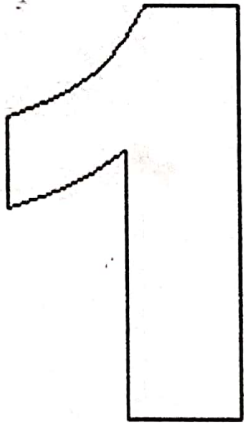
1



**PINTE O CONJUNTO COM APENAS 1 ELEMENTO.**



# ESSE É O NUMERAL UM



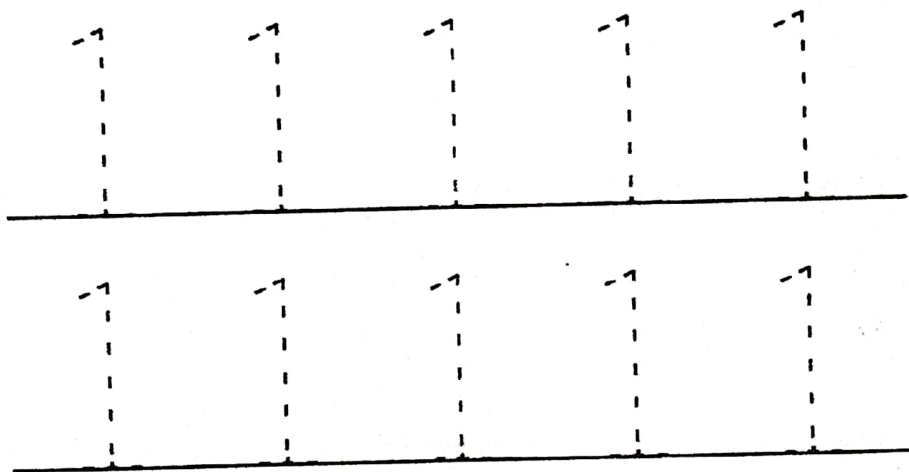
AGORA VAMOS TREINAR?

Tracing practice for the number 1, consisting of five rows of dotted numbers. Each row contains eight dotted '1's, with a dotted horizontal line between each pair of numbers to indicate the stroke direction.

NOME:

26/05

Vamos treinar com tracejados




NOME:

26/05

## Aprendendo os Números

Pinte o número abaixo



UM





NOME:


25/05

**Cole figuras com a letra**

**C**



NOME: \_\_\_\_\_



24/05

# C OZINHEIRA

◆ ENCONTRE A LETRA INICIAL DA PALAVRA ASTRONAUTA E PINTE DE AZUL.



COPIE A LETRA C.


C	
C	




# PONTILHADOS COM LETRA BASTÃO - C



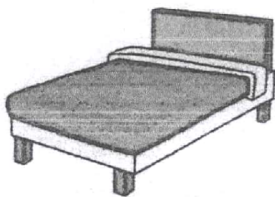
**CASA**



**CACHORRO**



**CARRO**




**CAMA**




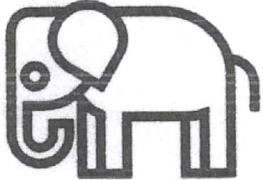



**Aprendendo o Alfabeto**

**Pinte a letra abaixo**



**CACHORRO**


1- PINTE O QUADRINHO COM A LETRA INICIAL DO NOME DE CADA DESENHO EM DESTAQUE.

				
A	A	A	A	A
E	E	E	E	E
I	I	I	I	I
O	O	O	O	O
U	U	U	U	U


2- VAMOS TREINAR?

A	E	I	O	U






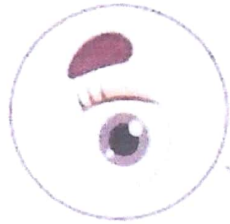
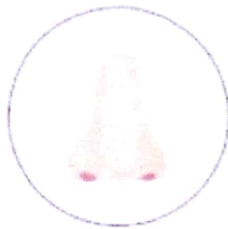



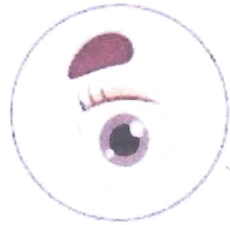
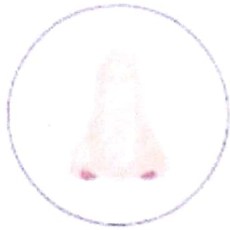



CUBRA AS VOGAIS E PINTE A CENTOPÉDIA.




VAMOS LER JUNTOS O ALFABETO E DEPOIS COBRIR COM CAPRICHOS!








# PARTES DO CORPO



www.dicasparacriancas.com.br

# PARTES DO CORPO






NOME:

17/05

## COMO VOCÊ É?

CIRCULE A CRIANÇA QUE TEM ALGUMA(S) CARACTERÍSTICA(S) PARECIDA(S) COM A(S) SUA(S).





ESCOLA

NOME

14/05





◆ O JOTALHÃO QUER SABER,  
QUAL A LETRA INICIAL  
ELE VAI TE PERGUNTANDO  
E VOCÊ ESCRREVENDO.  
TÁ LEGAL?


LETRA INICIAL DO ...

NOME DA MAMÃE

NOME DO PAPAI



SEU NOME







ESCOLA \_\_\_\_\_


ALUNO (A) \_\_\_\_\_ 13/05

PROFESSOR (A) \_\_\_\_\_

DATA \_\_\_/\_\_\_/\_\_\_.

## ATIVIDADE

1. OBSERVE A IMAGEM E RESPONDA:



MÔNICA ESTÁ SENTADA COM

( ) SEUS AVÓS

( ) SEUS IRMÃOS

( ) SEUS PAIS

2. ESCREVA O NOME DO MÓVEL ONDE MÔNICA E SEUS AVÓS ESTÃO SENTADOS.







ESCOLA

NOME

13/05



◆ MAGALI ESTÁ ANSIOSA PARA CONHECER SUA FAMÍLIA. DESENHE



AGORA CONHEÇA A FAMÍLIA DE MAGALI.

◆ QUANTOS MEMBROS TEM A FAMÍLIA DE MAGALI?




◆ QUANTOS MEMBROS TEM SUA FAMÍLIA?



NOME: \_\_\_\_\_

12/05

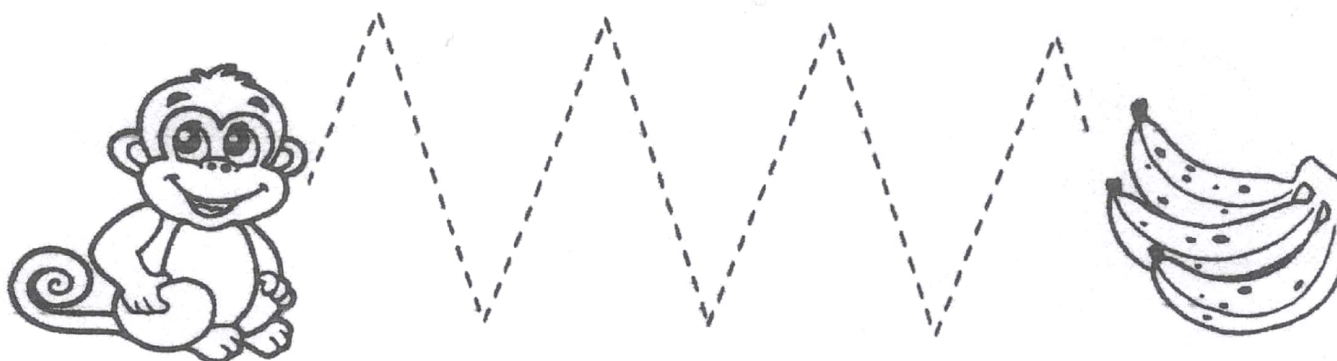
## VAMOS COBRIR OS PONTILHADOS



NOME: \_\_\_\_\_

12/05



## VAMOS COBRIR OS PONTILHADOS



NOME: \_\_\_\_\_

11/05

## VAMOS PINTAR O DESENHO E COBRIR OS PONTILHADOS







NOME: \_\_\_\_\_

11/05

## VAMOS PINTAR O DESENHO E COBRIR OS PONTILHADOS





# MINHAS TAREFAS

E.M. "MARIA APARECIDA GABRIEL CARDOSO"

PROF. MARCIA - FASE I A

5º APOSTILA- 11-05-2021

NOME: \_\_\_\_\_

