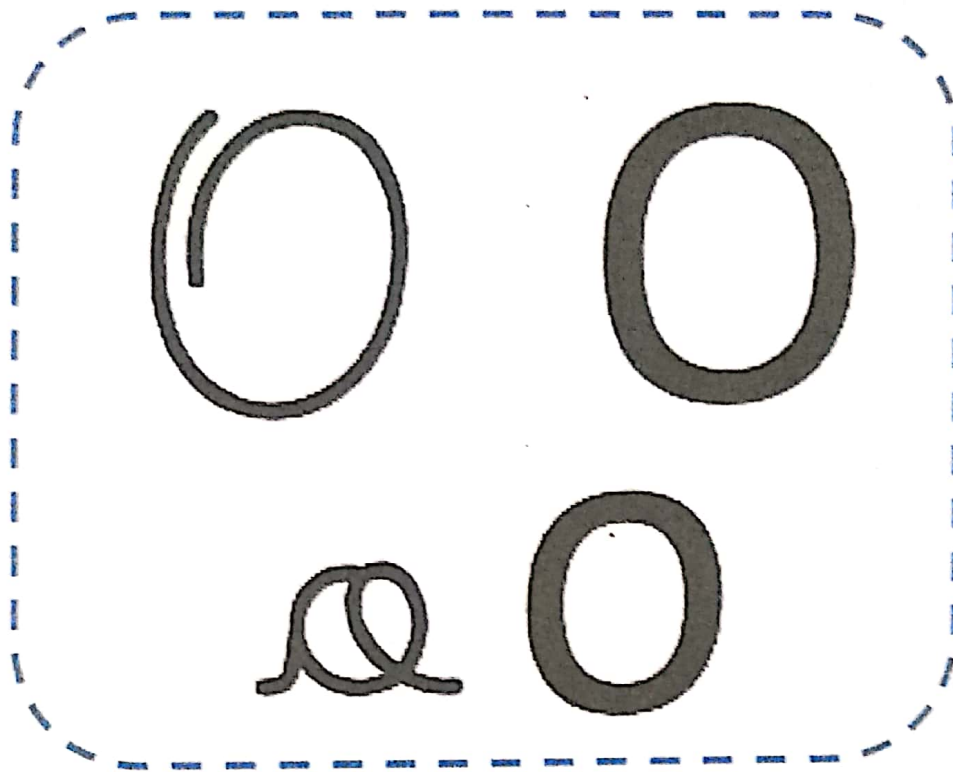



Vamos aprender a letrinha O?

Pinte.

40

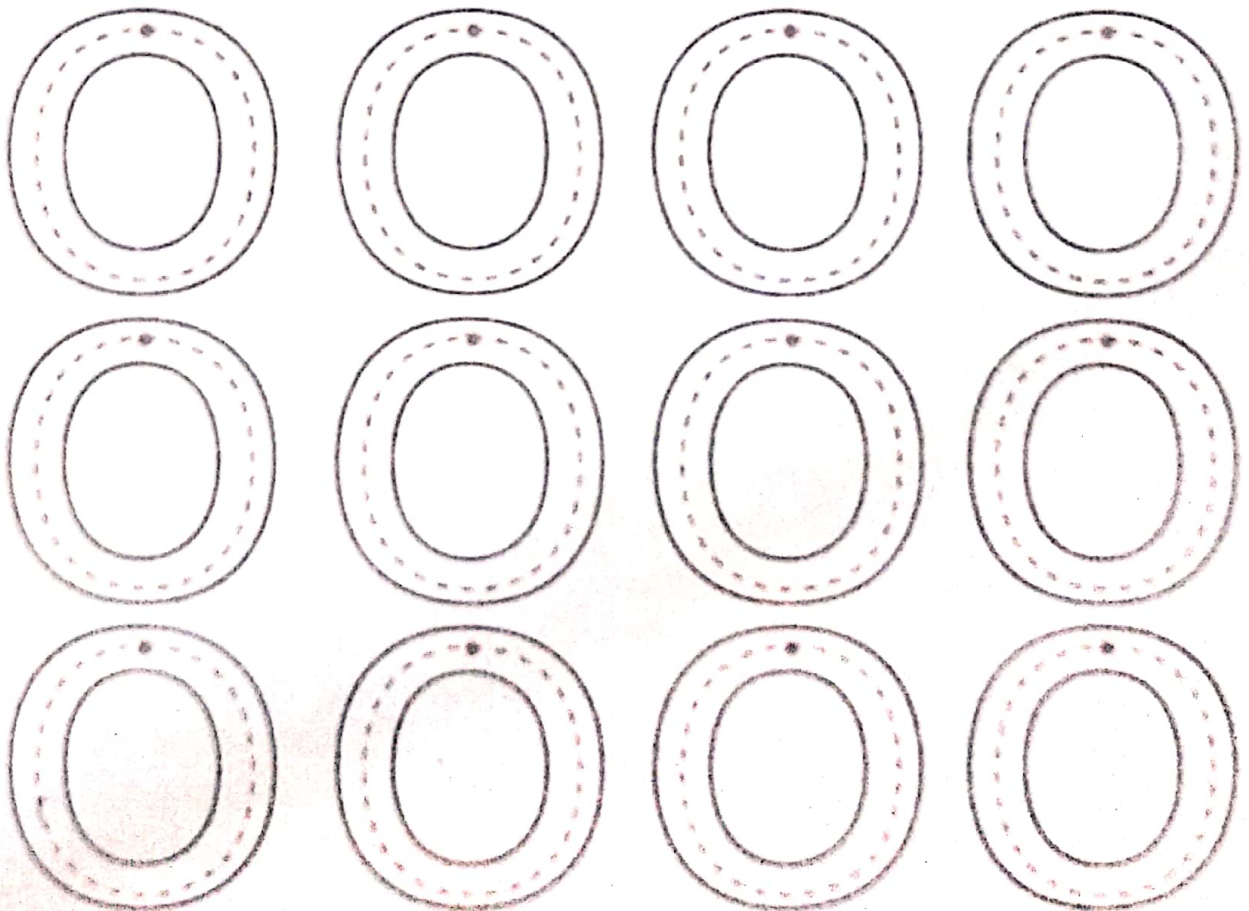



OVELHA



@mae_TEARapeuta



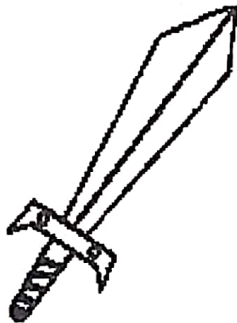
Cubra a letrinha O.



@mae_TERapeuta

Pinte as figuras que começam com a letra O.

O o O o



@mae_TEArapeuta

Ligue as figuras que iniciam com a letra O.

51



O



@mae_TEARapeuta

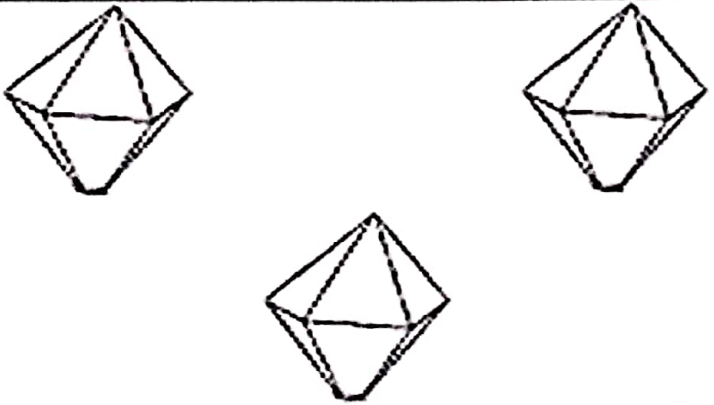
Escola: _____


Data: _____ Turma: _____ ESCOLA EDUCACAO.COM.BR

Aluno: _____

VAMOS CONTAR QUANTOS
ELEMENTOS TEM EM CADA
CONJUNTO E PINTAR O
QUADRINHO COM O NÚMERO
CORRESPONDENTE.



	<table border="1"><tr><td>4</td><td>5</td></tr><tr><td>3</td><td>6</td></tr></table>	4	5	3	6
4	5				
3	6				

	<table border="1"><tr><td>4</td><td>5</td></tr><tr><td>3</td><td>6</td></tr></table>	4	5	3	6
4	5				
3	6				


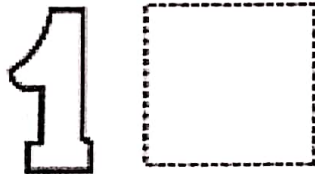
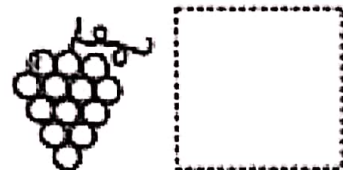
	<table border="1"><tr><td>4</td><td>5</td></tr><tr><td>3</td><td>6</td></tr></table>	4	5	3	6
4	5				
3	6				

NOME: _____

ESCOLA: _____

PROFESSOR: _____

ESCREVA A LETRA INICIAL: A, E, I, O OU U.







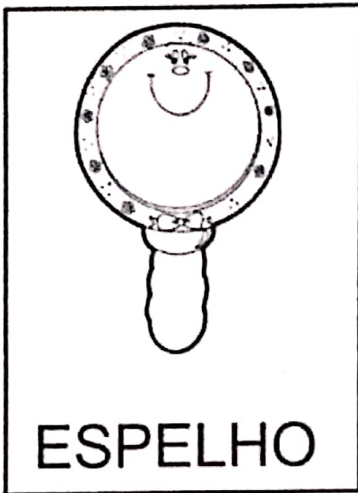

ESCOLA _____

ALUNO (A) _____

DATA ___ / ___ / ___.

DE OLHO NA ATIVIDADE

1. CIRCULE A PRIMEIRA LETRA DAS PALAVRAS:




2. ESCREVA NOS QUADRINHOS AS LETRAS QUE VOCÊ CIRCULOU NA QUESTÃO ANTERIOR:

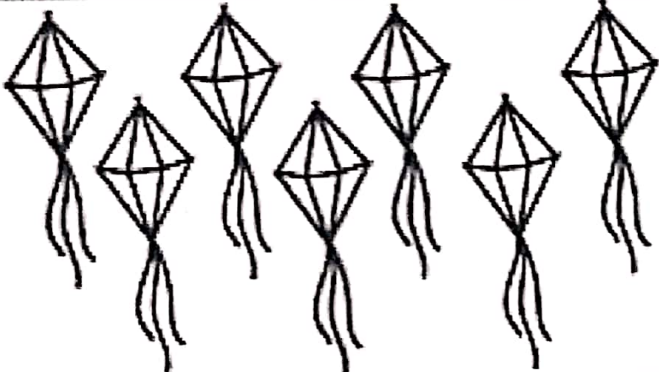
--	--	--	--	--

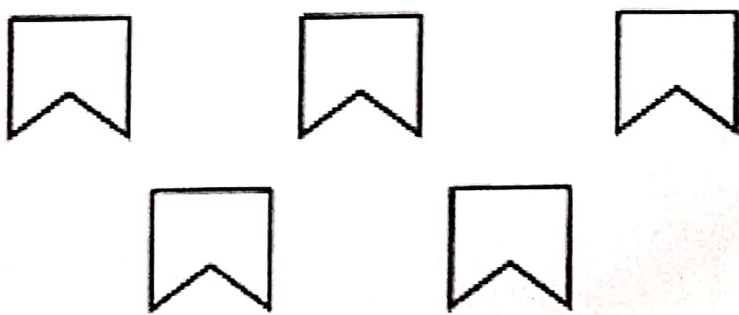
Nome: _____

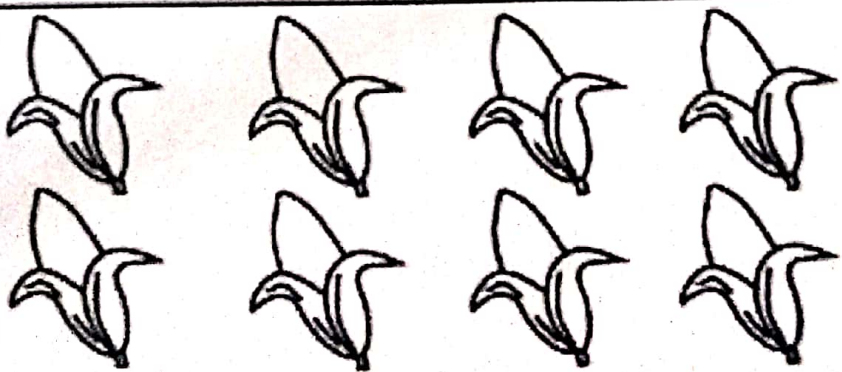
Data: ___/___/___

Conte quantos elementos tem em cada conjunto e pinte o quadrinho com o número correspondente.

	<table border="1"><tr><td>4</td><td>3</td></tr><tr><td>5</td><td>7</td></tr></table>	4	3	5	7
4	3				
5	7				

	<table border="1"><tr><td>7</td><td>8</td></tr><tr><td>6</td><td>5</td></tr></table>	7	8	6	5
7	8				
6	5				

	<table border="1"><tr><td>8</td><td>5</td></tr><tr><td>4</td><td>3</td></tr></table>	8	5	4	3
8	5				
4	3				

	<table border="1"><tr><td>2</td><td>8</td></tr><tr><td>7</td><td>9</td></tr></table>	2	8	7	9
2	8				
7	9				



_____ VO



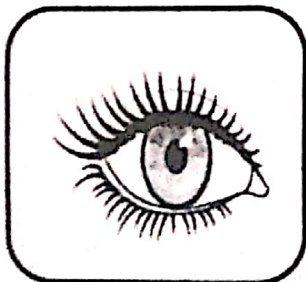
_____ NIBUS



_____ VELHA



_____ CULOS



_____ LHO

Nome: _____

Data: ___/___/___

CUBRA AS VOGAIS:



A

A

A

A

A

E

E

E

E

E

I

I

I

I

I

O

O

O

O

O

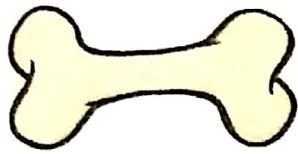
U

U

U

U

U



OSSO




OCA




ORELHA



OITENTA



OVELHA




OSTRA

ESCOLA: _____
TURMA: _____ DATA: ____ / ____ / ____
ALUNO: _____




1- PINTE OS DESENHOS COM NOMES INICIADOS PELA VOGAL DESTACADA.

A




E



I




O



U

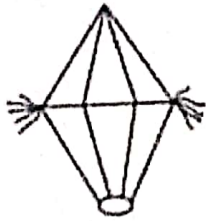


www.artedeensinaraprender.com



A FESTA DO CHICO BENTO ESTÁ BEM ANIMADA!!!

VAMOS ESCREVER AS PALAVRAS NOS QUADRINHOS?



BALÃO

--	--	--	--	--



ESTRELA

--	--	--	--	--	--	--




PIPOCA

--	--	--	--	--	--

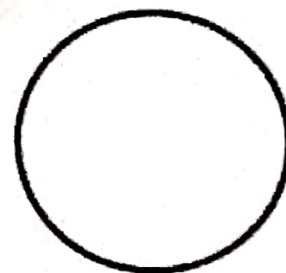

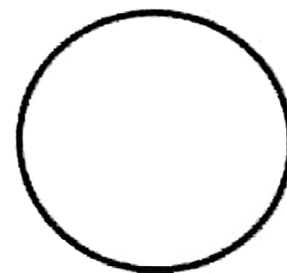
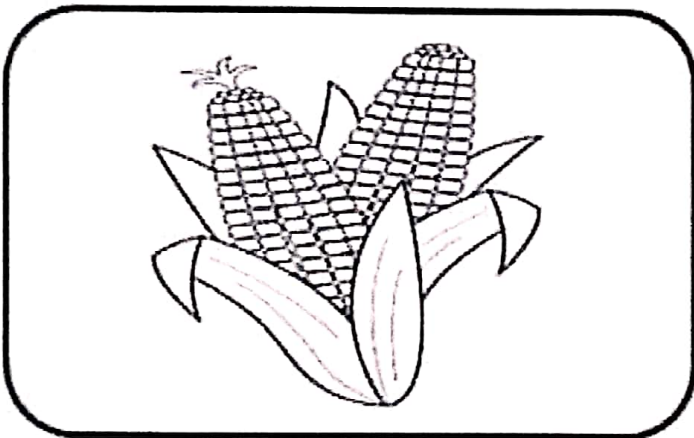
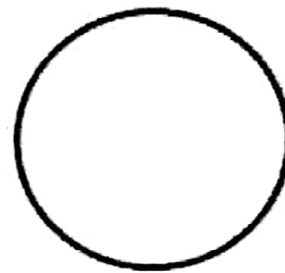
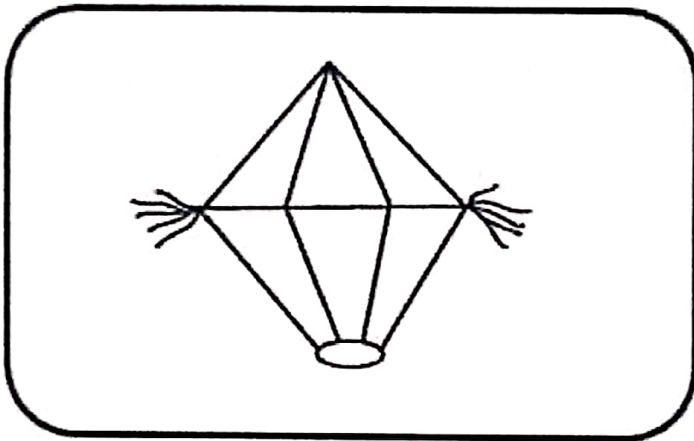


CANTINHO DA CRIATIVIDADE






CONTEE ESCREVA O NUMERAL AO LADO.

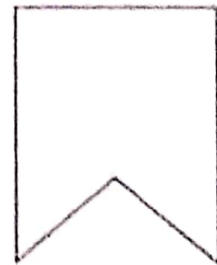
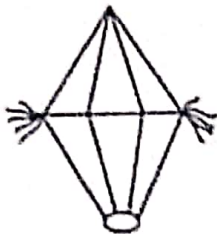
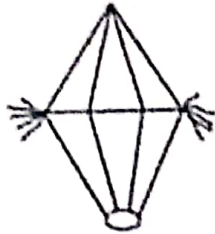


CANTINHO DA CRIATIVIDADE





CONTE, DEPOIS RESPONDA AS PERGUNTAS.



QUANTAS ESTRELAS?

QUANTOS BALÕES?

QUANTAS BANDEIRAS?


CANTINHO DA CRIATIVIDADE






DESENHE BANDEIRINHAS CONFORME O NUMERAL.


4



3



2



CANTINHO DA CRIATIVIDADE





DESENHE A QUANTIDADE DE BANDEIRAS PEDIDAS.

1



2



3



4




CANTINHO DA CRIATIVIDADE





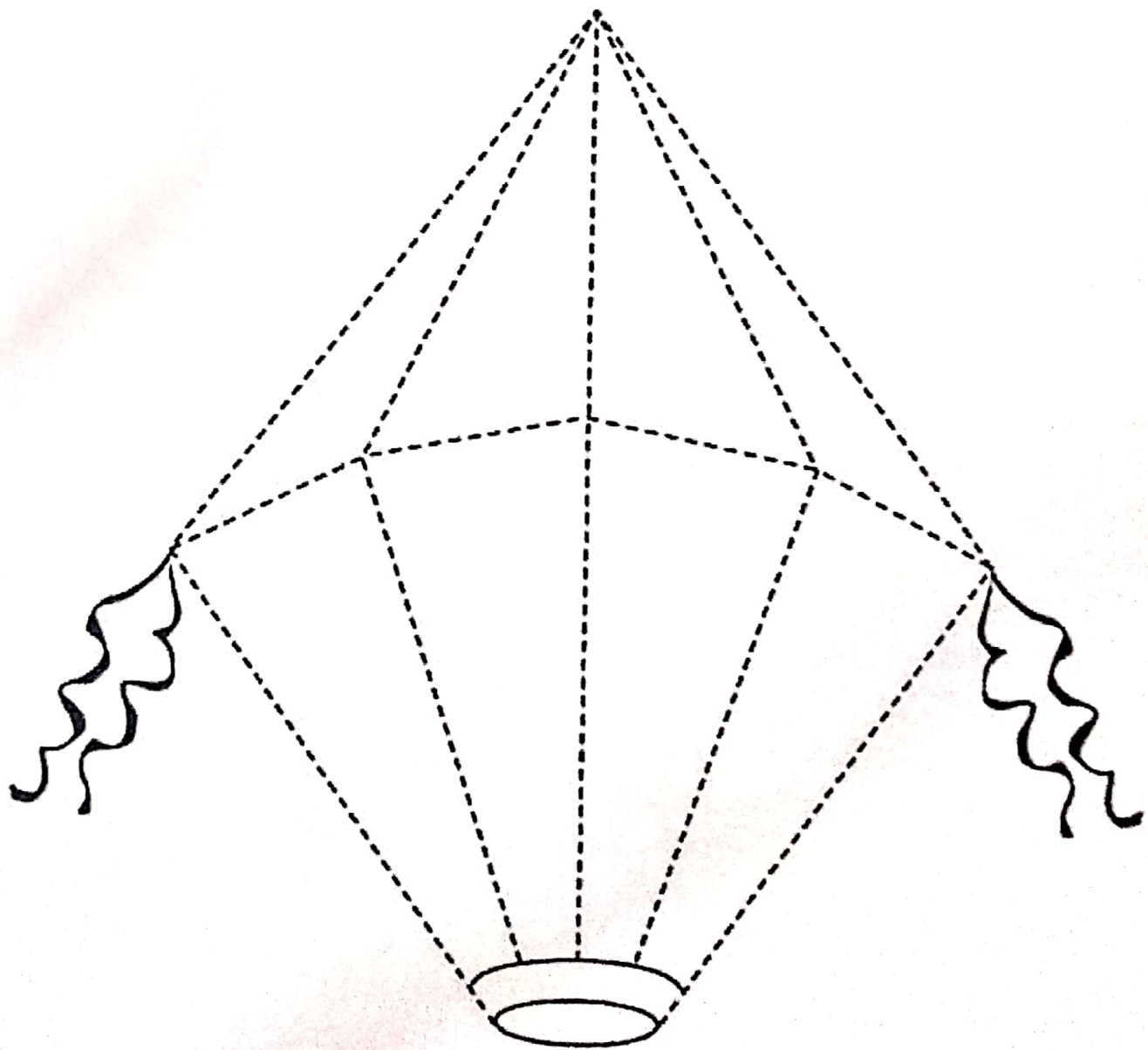
DECORE A FOGUEIRA COM RASPAS DE LÁPIS COLORIDO.



CANTINHO DA CRIATIVIDADE




DEIXE O BALÃO MAIS BONITO, COLANDO PEDACINHOS DE PAPEL



CANTINHO DA CRIATIVIDADE



PASSETINTA NO DEDINHO E COMPLETE O SAQUINHO DE PIPOCA



CANTINHO DA CRIATIVIDADE

ESCOLA _____

PROFESSOR(A) _____

ALUNO(A) _____



COM MEU LÁPIS VOU TRAÇAR ESTAS LINHAS...

