



PREFEITURA DA ESTÂNCIA TURÍSTICA DE
IBIÚNA
Por uma Ibiúna próspera. Investindo no presente, gerando o futuro.
SECRETARIA DE EDUCAÇÃO



Rua Raimundo Santiago, nº 27 - Centro
Telefone: (15) 3248-1292/e-mail: apoiopedagogicosmeibiuna@hotmail.com


E.M. HORA ALEGRE
PROFESSORA: MITHYLENE DE ALMEIDA BATISTA
TURMA: FASE II E - TARDE
2º BIMESTRE: 6ª APOSTILA/2021

ATIVIDADES REFERENTES AOS DIAS: 07, 08, 09, 10, 11, 14, 15, 16, 17, 18 e 19/06



ALUNO:


Quantos são os peixinhos? Vamos colorir.




Recite

Se está um peixinho
sozinho no mar,
é o número um
que você deve usar.

Cubra e copie o número 1.



Quantos são os caracóis? Deixe tudo bem colorido.



Cubra e copie o número 2.



NOME: _____



ESCOLA: _____

PROFESSOR(A): _____

TURMA: _____

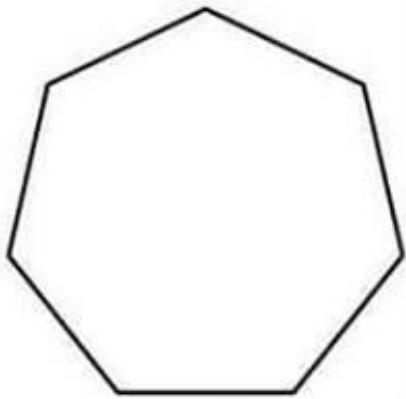
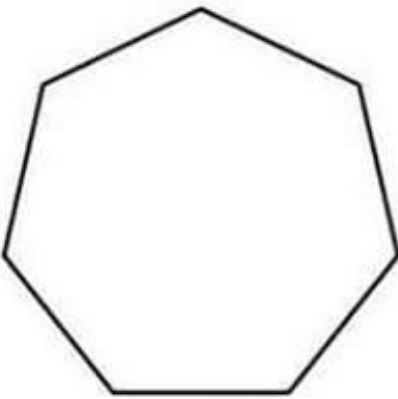
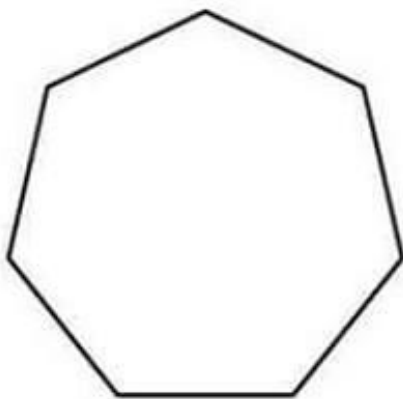
ALUNO(A): _____

1- PINTE A LETRA D DE DINOSSAURO COM TINTA VERDE A DEDO SEGUINDO O CONTORNO DA LETRA.



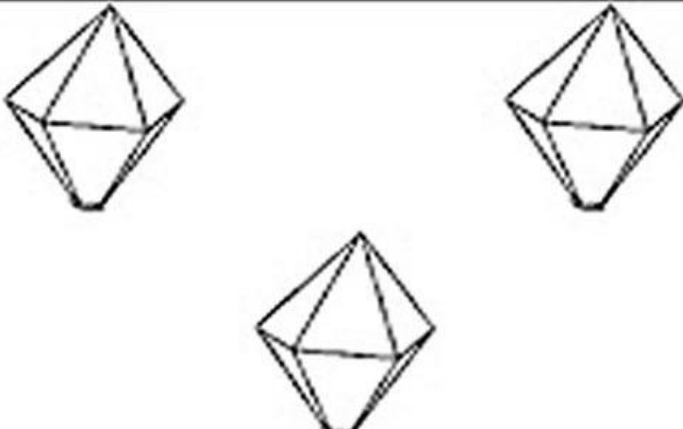
DINOSSAURO


VAMOS TREINAR?




VAMOS CONTAR QUANTOS
ELEMENTOS TEM EM CADA
CONJUNTO E PINTAR O
QUADRINHO COM O NÚMERO
CORRESPONDENTE.



	<table border="1"><tr><td>4</td><td>5</td></tr><tr><td>3</td><td>6</td></tr></table>	4	5	3	6
4	5				
3	6				


	<table border="1"><tr><td>4</td><td>5</td></tr><tr><td>3</td><td>6</td></tr></table>	4	5	3	6
4	5				
3	6				

	<table border="1"><tr><td>4</td><td>5</td></tr><tr><td>3</td><td>6</td></tr></table>	4	5	3	6
4	5				
3	6				

NOME: _____ DATA: _____

FESTA JUNINA

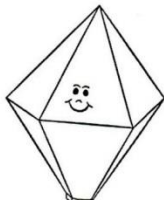
FORME AS PALAVRAS COMPLETANDO COM AS VOGAIS QUE FALTAM:



P _ P _ C _




F _ G _ _ _ R _



B _ L _ _



C H _ P _ _




B _ N D _ _ R _


**OLÁ!
SOU O
NÚMERO**



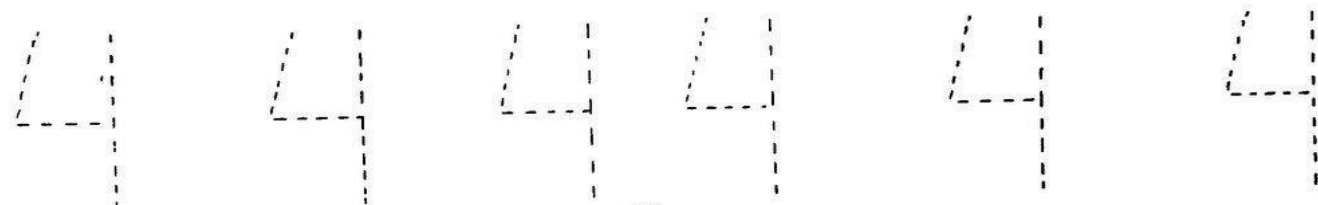
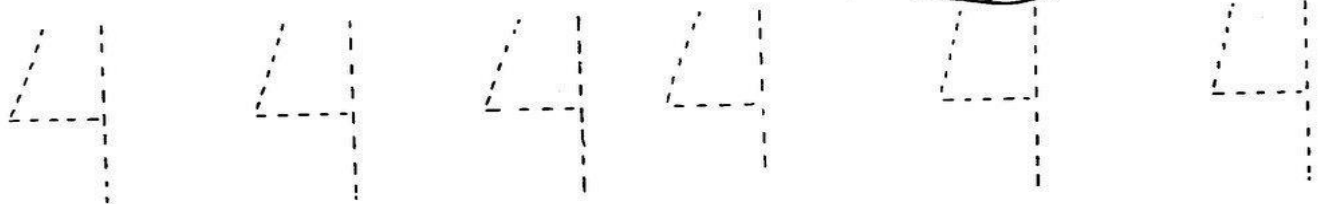

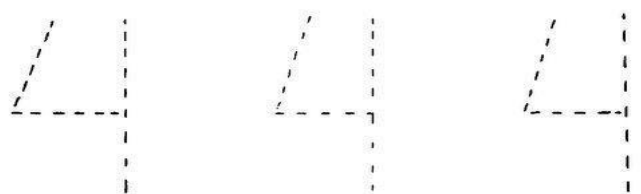

1- CUBRA, SEGUINDO A DIREÇÃO DAS SETAS:



2- AGORA, MOSTRE QUE APRENDEU:



Pinte a quantidade e cubra o numeral!



NOME: _____




Projeto



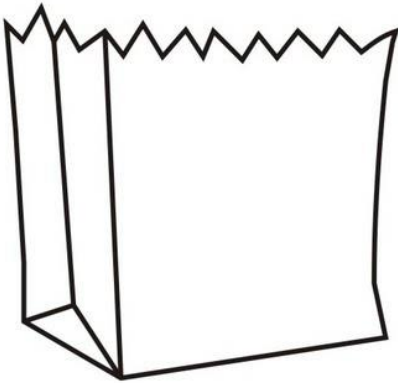
Na roça é diferente!



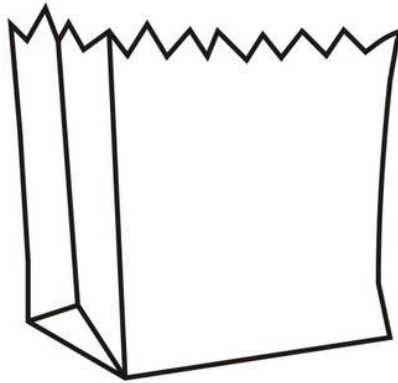
QUANTAS PIPOCAS TENHO NA MÃO?



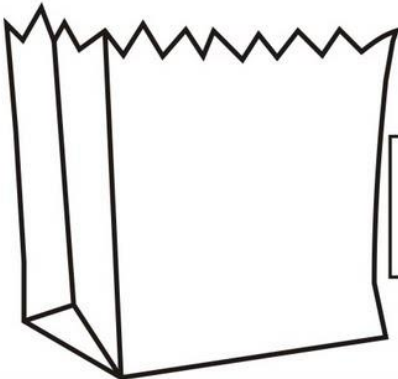
DESENHE A QUANTIDADE DE PIPOCAS QUE SE PEDE EM CADA SACO.



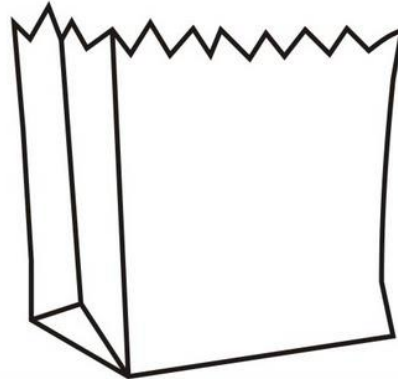
4



3



1



2



5



5

5

5

5

5

5

5

5

5

5

5

5

5

5

5

5

5

5

5

5

5

5

5

5

5

5

5

5

5

5




ESCOLA _____


ALUNO (A) _____

DATA ____ / ____ / ____.


1. QUANTOS BISCOITOS VOCÊ VÊ NO TELHADO DA CASA?



SEIS



2. VAMOS COLORIR 6 BISCOITOS?


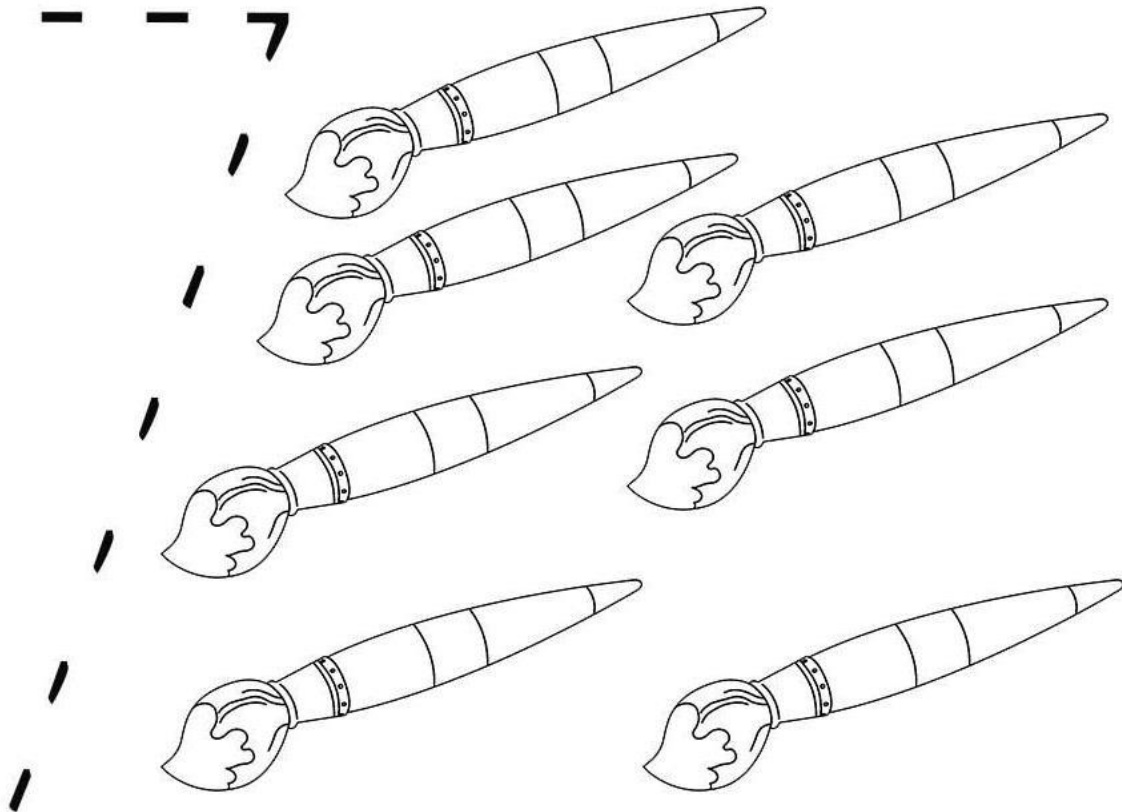



ESCOLA _____

PROFESSOR(A) _____

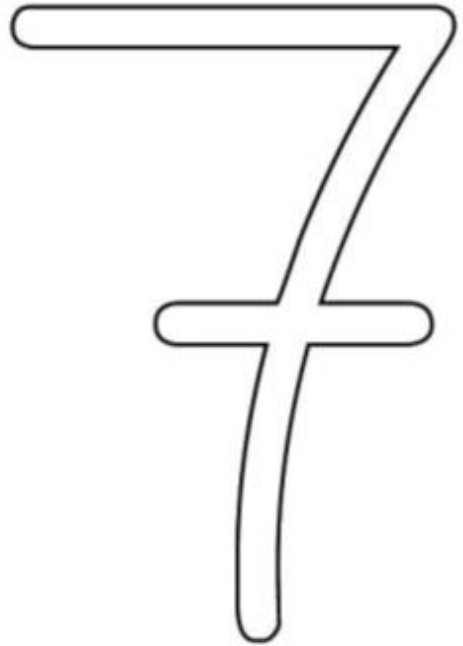
ALUNO(A) _____

- - - 7






O NÚMERO DE HOJE É...



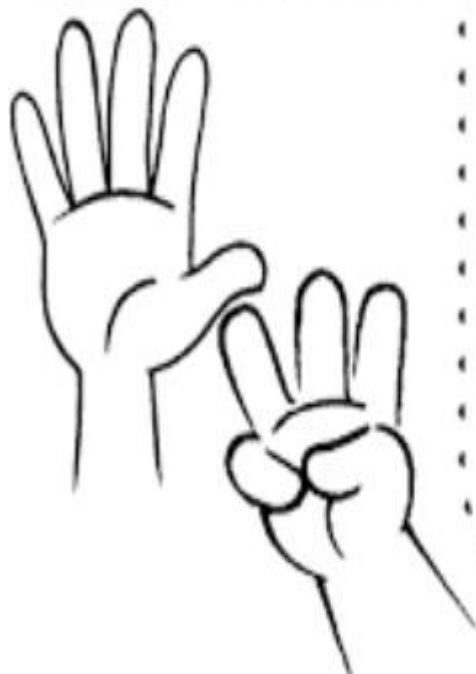
SETE



1- VAMOS TREINAR?

Four empty rounded rectangular boxes for handwriting practice.

**OLÁ!
SOU O
NÚMERO**



OITO
oito

1- CUBRA, SEGUINDO A DIREÇÃO DAS SETAS:



2- AGORA, MOSTRE QUE APRENDEU:


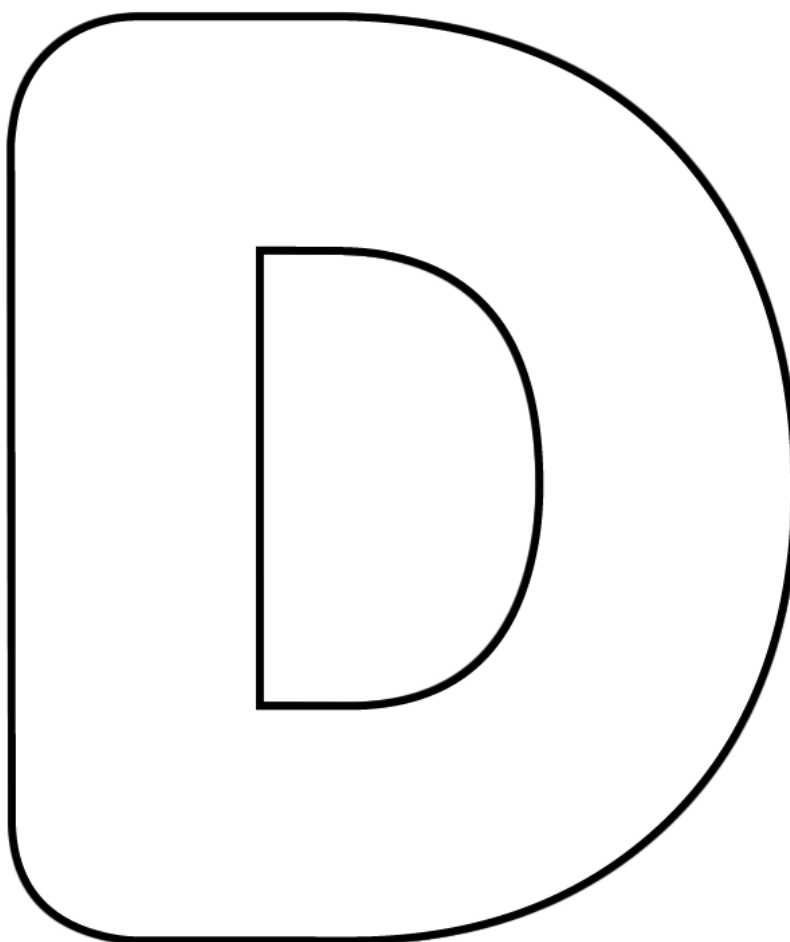



ATIVIDADE

EU SOU: _____

A  LETRINHA DO DIA É...

1- FAÇA O CONTORNO DA LETRA COM TINTA GUACHE ROSA.



VAMOS PINTAR?

🖍️ OBSERVE AS FIGURAS ABAIXO E PINTE APENAS AQUELAS QUE SE INICIAM COM A LETRA D.



DENTE



DAMA



BOLA



DEDO

2

DOIS



FADA





DADO



CASA

🖍️ VAMOS PRATICAR? CUBRA A LETRA D.







ESCOLA: _____

PROFESSOR(A): _____

TURMA: _____

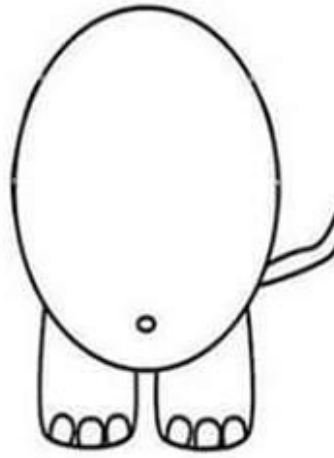
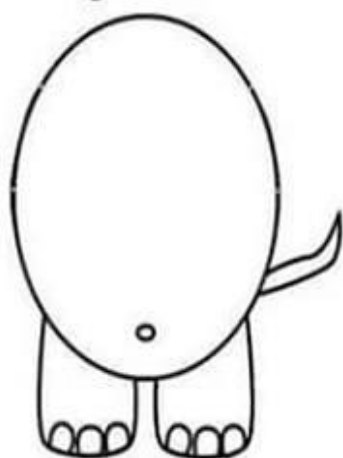
ALUNO(A): _____

1- PINTE A LETRA E DE ELEFANTE COM TINTA AMARELA A DEDO SEGUINDO O CONTORNO DA LETRA.



ELEFANTE

VAMOS TREINAR?





ESCOLA: _____

PROFESSOR(A): _____

TURMA: _____


ALUNO(A): _____

1- PINTE A LETRA F DE FORMIGA COM TINTA VERDE A DEDO SEGUINDO O CONTO RNO DA LETRA.

FORNIGA







VAMOS TREINAR?




ESCOLA _____

PROFESSOR(A) _____

ALUNO(A) _____

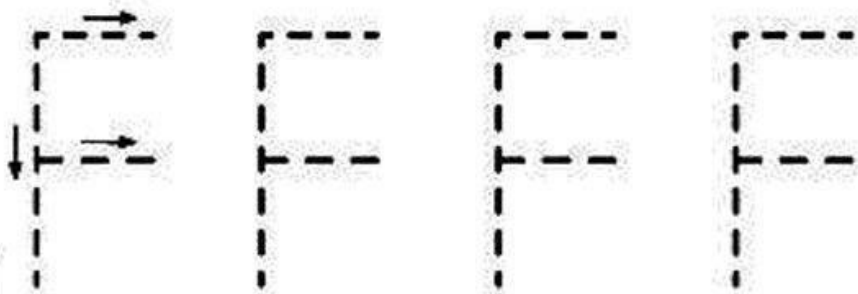


CALIGRAFANDO

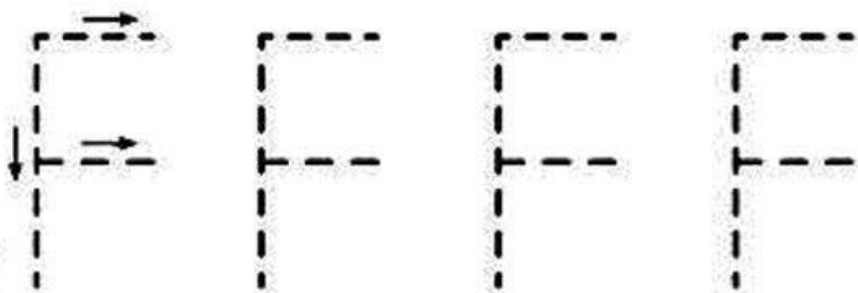
 VAMOS PRATICAR? CUBRA A LETRA F:



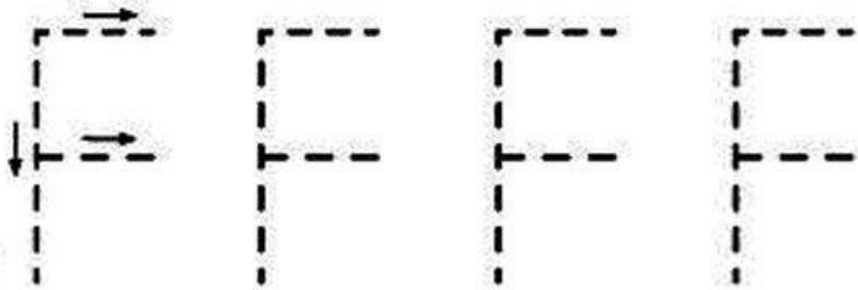
FADA



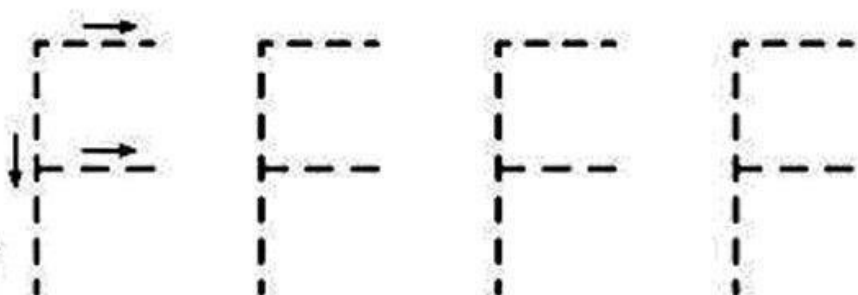
FIVELA




FOGO



FOGUETE

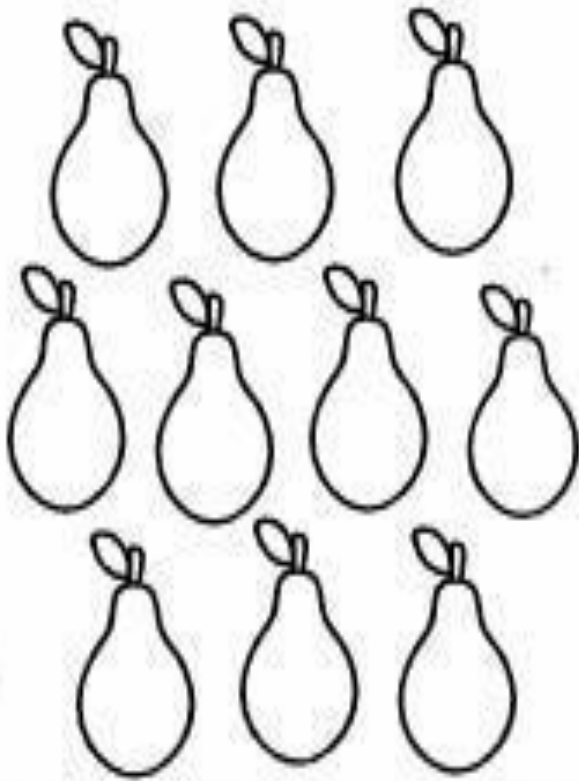




F DE FEIJÃO...

- PINTE TODOS OS DESENHOS CUJO OS NOMES INICIAM COM A LETRA F.





10

10	10	10	10	10
10	10	10	10	10
10	10	10	10	10
10	10	10	10	10

COPIE:

1	2	3	4	5
6	7	8	9	10

FAÇA UM DESENHO BEM LINDO COM 10 OBJETOS:

ROTEIRO DE ATIVIDADES

DATAS	ATIVIDADE 1	ATIVIDADE 2
07/06	01 - QUANTOS SÃO OS PEIXINHOS? VAMOS COLORIR. CUBRA E COPIE O NÚMERO 1	02 – QUANTOS SÃO OS CARACÓIS? DEIXE TUDO BEM COLORIDO. CUBRA E COPIE O NÚMERO 2
08/06	03 – PINTAR DE VERDE A LETRA D E DESENHAR LETRA D.	04 – CONTAR OS DESENHOS E PINTAR OS QUADRADINHOS COM O NÚMERO CORRETO.
09/06	05 – COMPLETAR AS PALAVRAS COM AS VOGAIS.	06 – CUBRA O NÚMERO 3 E DESENHE O NÚMERO 3.
10/06	07 – PINTE A QUANTIDADE E CUBRA O NÚMERO 4.	08 – FAZER A CONTAGEM DO DESENHO E DESENHAR AS QUANTIDADES.
11/06	09 – CONTAR OS DESENHOS E TREINAR O NÚMERO 5.	10 – CONTAR OS DESENHOS, COBRIR OS PONTILHADOS E COLORIR 6 BISCOITOS.
14/06	11 – COBRIR O PONTILHADO DO NÚMERO 7.	12 – CONTAR O NÚMERO 7 NOS DEDOS E DESENHAR O NÚMERO 7.
15/06	13 – CONTAR O NÚMERO 8 NOS DEDOS, COBRIR O PONTILHADO E DESENHAR O 8.	14- FAZER O CONTORNO DA LETRA D COM TINTA GUACHE ROSA.
16/06	15 – PINTE AS IMAGENS QUE COMEÇAM COM A LETRA D, E CUBRA OS PONTILHADOS.	16 – PINTE A LETRA E COM TINTA GUACHE AMARELA E DESENHE A LETRA E.
17/06	17 – PINTE A LETRA F COM TINTA GUACHE VERDE E DESENHE A LETRA F	18 – CONTAR AS ROSAS E PREENCHER OS PONTILHADOS DO NÚMERO 9.
18/06	19 – CUBRA OS PONTILHADOS DA LETRA F.	20 – PINTAR OS DESENHOS QUE COMEÇAM COM A LETRA F.
19/06	21 – CONTAR A QUANTIDADE DAS PÊRAS, E COBRIR O PONTILHADO COM O NÚMERO 10.	22 – COPIAR OS NÚMERAIS DE 1 A 10. FAZER UM DESENHO BEM BONITO COM 10 OBJETOS.

Referências:

ApostilaBNCCinfantil: www.aartedeensinareaprender.com

www.oespacoeducar.com.br