

EM "PROFª MÁRCIA BELMIRO DO LAGO"

PROFª MARIA DE OLIVEIRA SINTO

APOSTILA Nº 06 (07 ,08 ,09 ,10 ,11 ,14 ,15 ,16 ,17 ,18 e 19/06)

DATA DA DEVOLUÇÃO: 22/06/2021



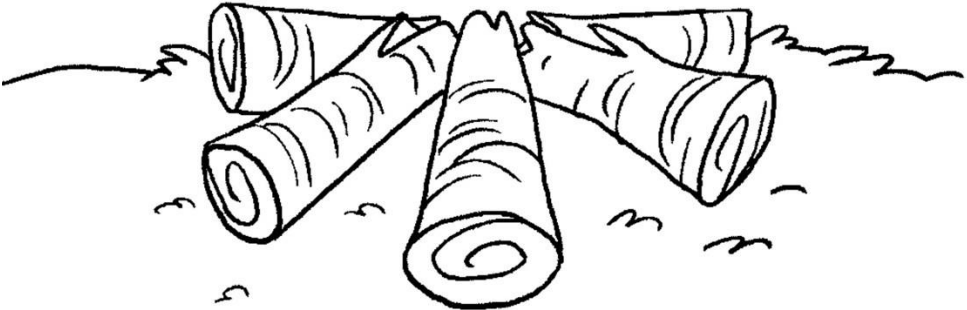
1ª FASE B

NOME DO ALUNO:

A FESTA JUNINA JÁ VAI COMEÇAR!! VAMOS COLORÍ-LA?



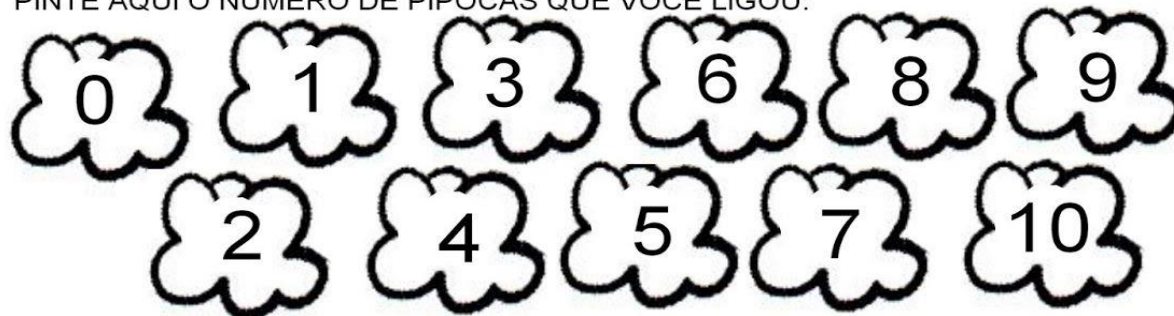
VAMOS COLORIR E FAZER O FOGO?



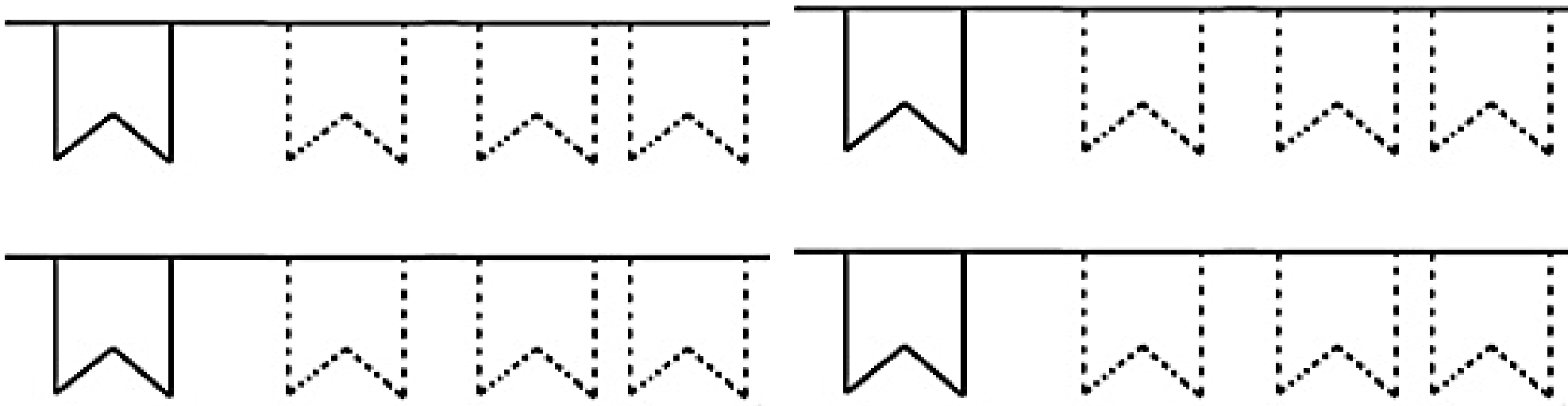
LIGUE AS PIPOCAS ATÉ O CARRINHO!




PINTE AQUI O NÚMERO DE PIPOCAS QUE VOCÊ LIGOU:




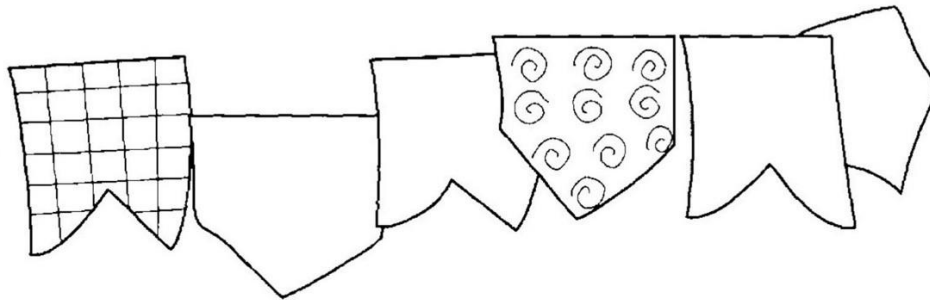
**COM UM LÁPIS, CUBRA AS BANDEIRINHAS PARA
COMPLETAR A DECORAÇÃO DA FESTA!!!**



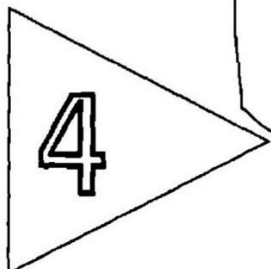
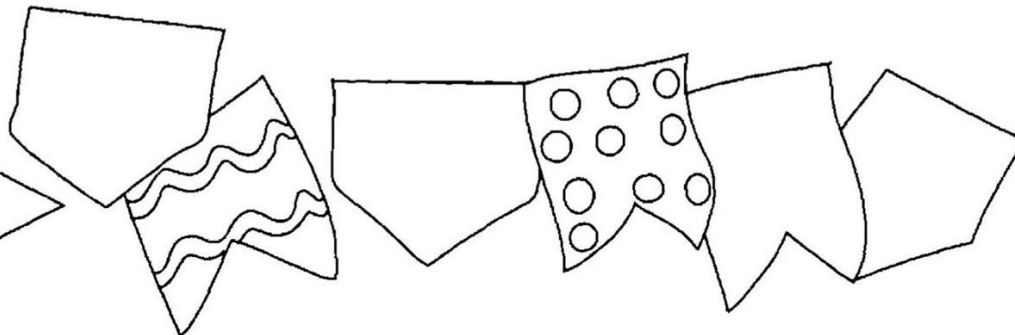
PINTE AS BANDEIRINHAS DE ACORDO COM O NUMERO INDICADO:



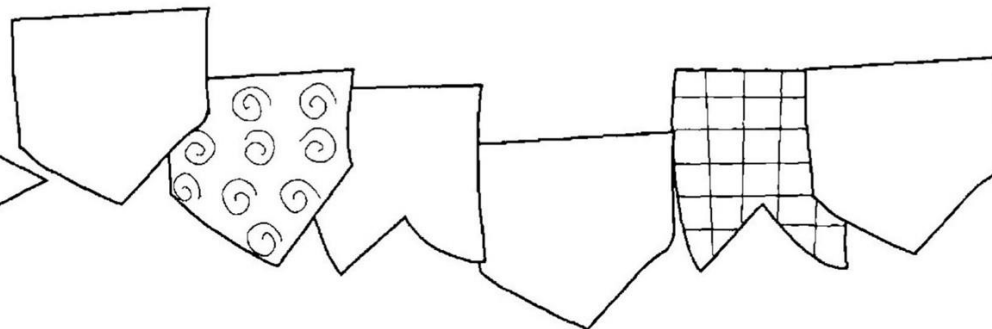
SEIS






CINCO



QUATRO



CIRCULE E PINTE O MENOR DESENHO DE CADA QUADRO:



FAÇA O NUMERO DE BANDEIRINHAS QUE SE PEDE:

1



2




3




1



3




5



FORME AS PALAVRAS COMPLETANDO COM AS VOGAIS QUE FALTAM:

A



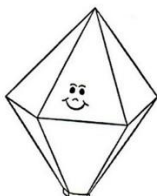
P _ P _ C _

E



F _ G _ _ _ R _

I




B _ L _ _

O




C H _ P _ _

U



B _ N D _ _ R _

OBSERVE AS IMAGENS E DESCUBRA OS 7 ERROS!



QUAL A LETRA INICIAL?



J	S	Z
---	---	---

SANFONA



M	N	P
---	---	---

MILHO



B	T	P
---	---	---

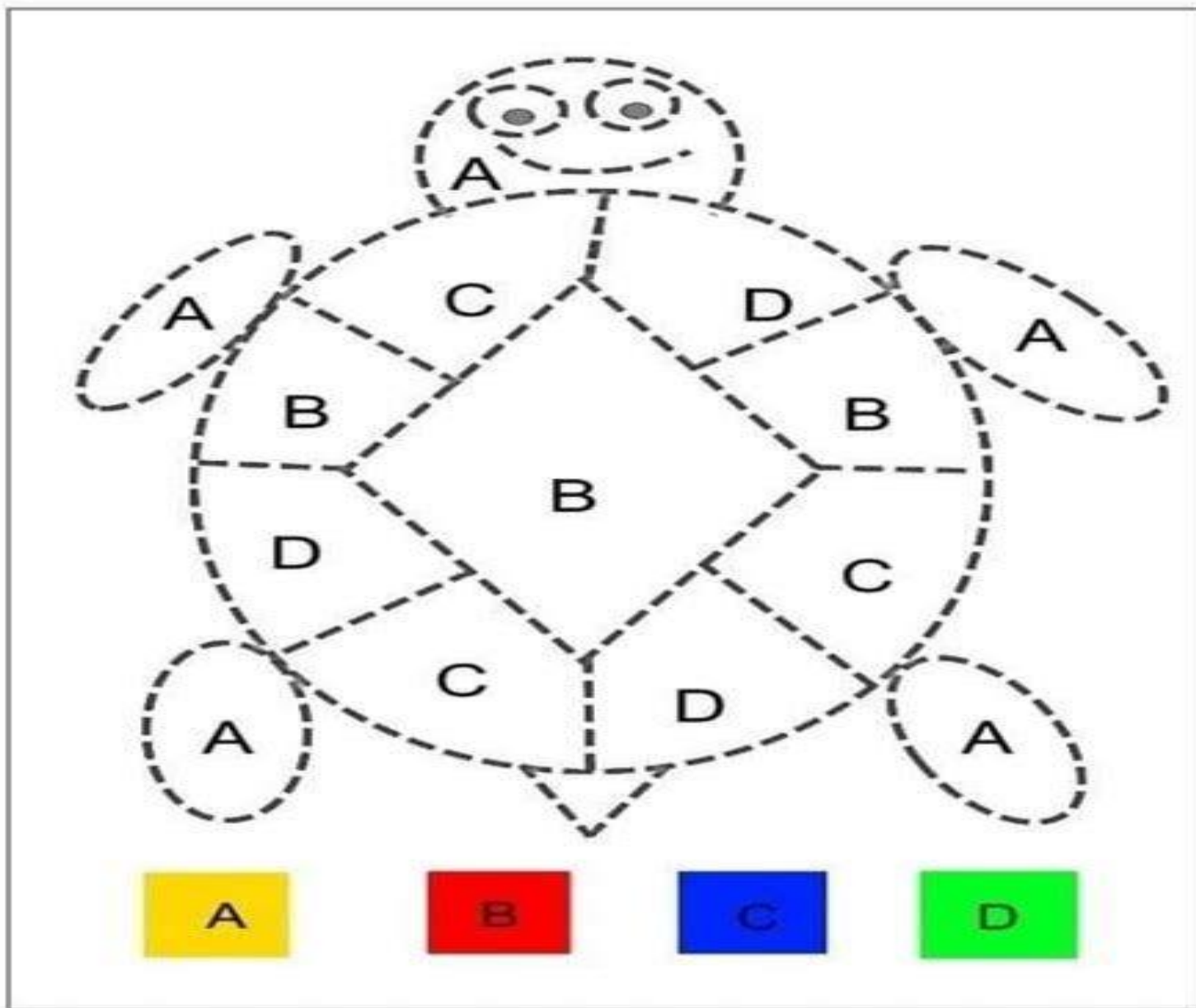
BALÃO



P	T	F
---	---	---

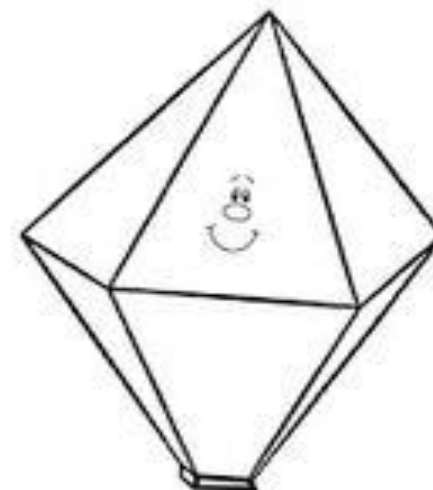
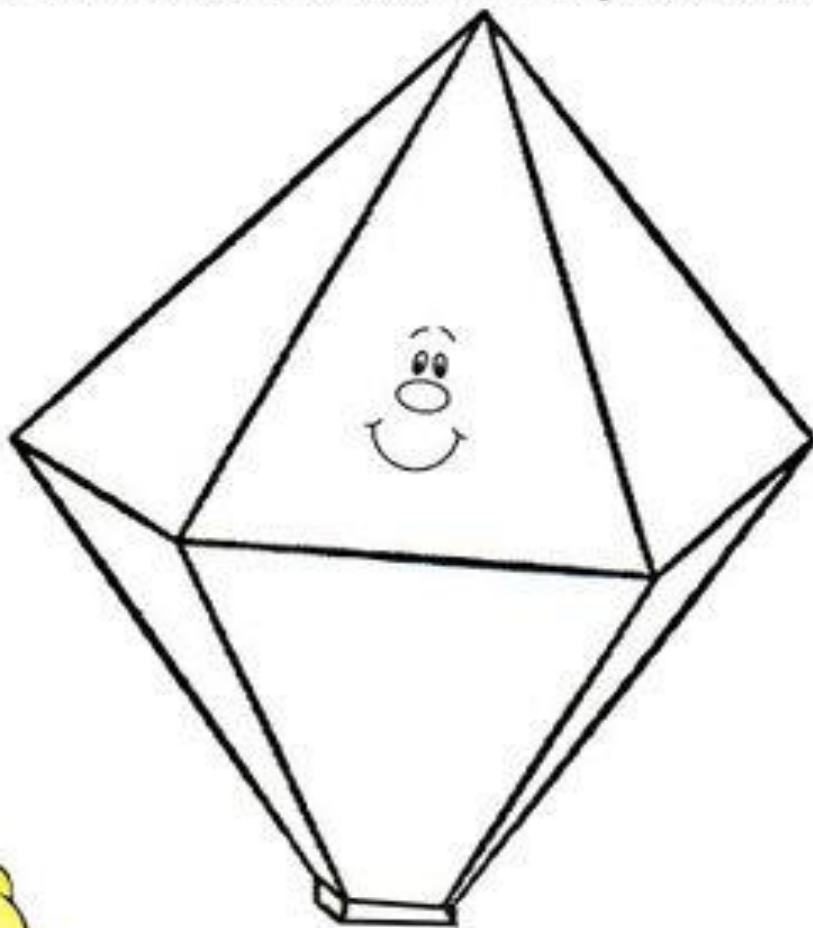
FOGUEIRA

VAMOS AGORA IDENTIFICAR CADA LETRINHA E PINTAR COMO SE PEDE NA LEGENDA!



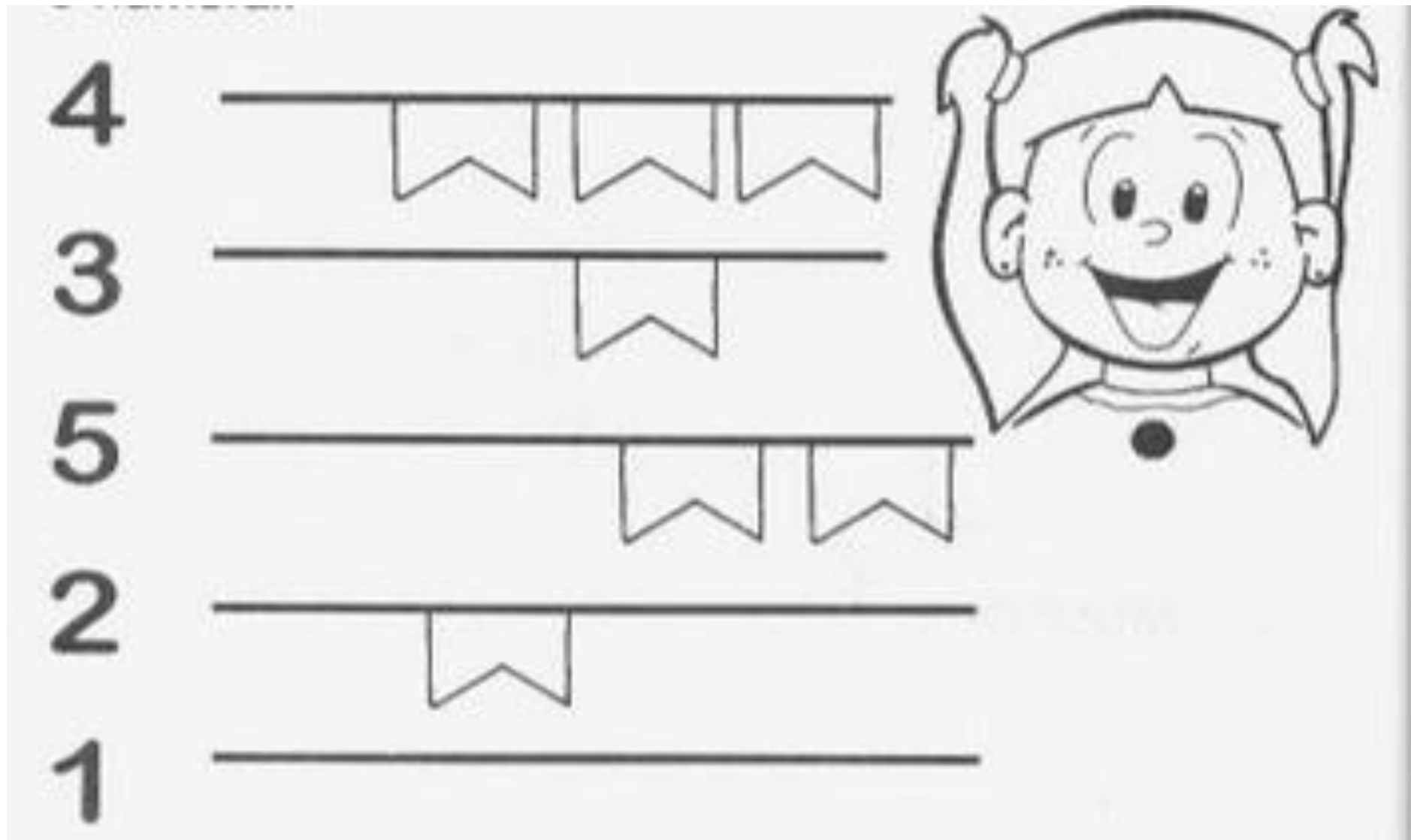
PINTE O BALÃO MAIOR E FAÇA UM X NO BALÃO MENOR

Alegria de Aprender



IDEIA CRIATIVA


COMPLETAR OS CORDÕES DAS BANDEIRINHAS DE ACORDO COM O NUMERAL:



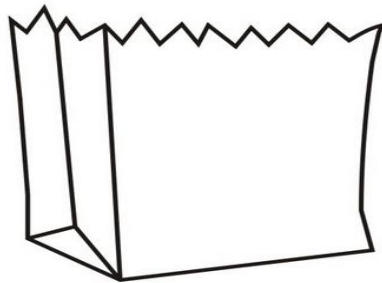
VAMOS CONTAR?



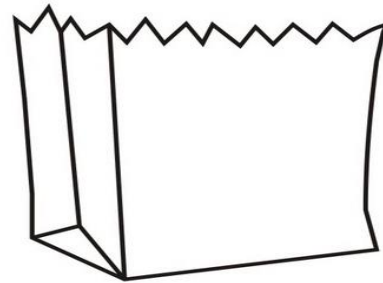
QUANTAS PIPOCAS TENHO NA MÃO?



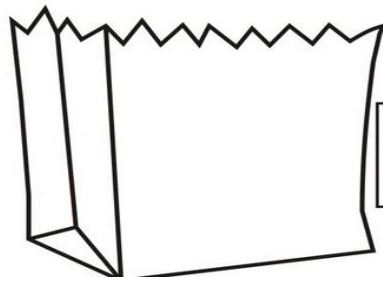
DESENHE A QUANTIDADE DE PIPOCAS QUE SE PEDE EM CADA SACO.



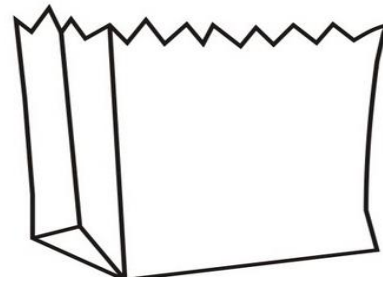
4



3





1




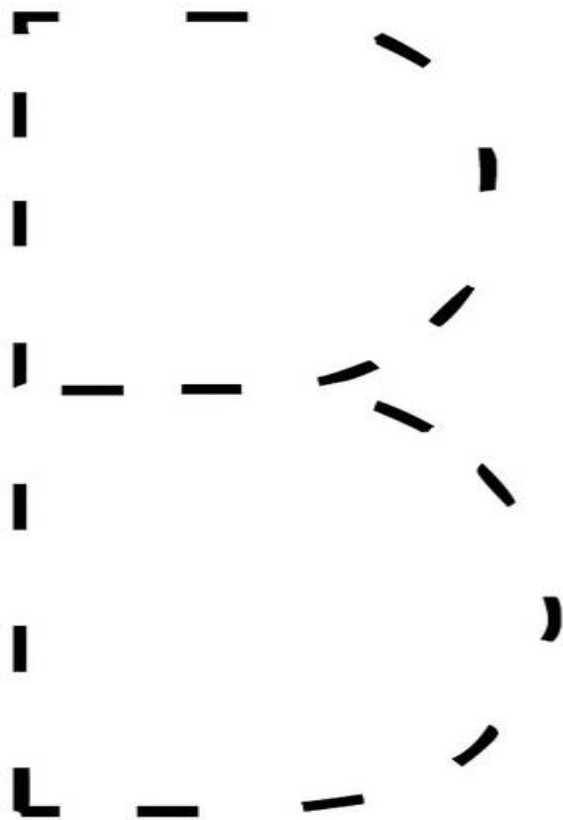
2

O DIFERENTE

Descubra qual é o milho diferente.

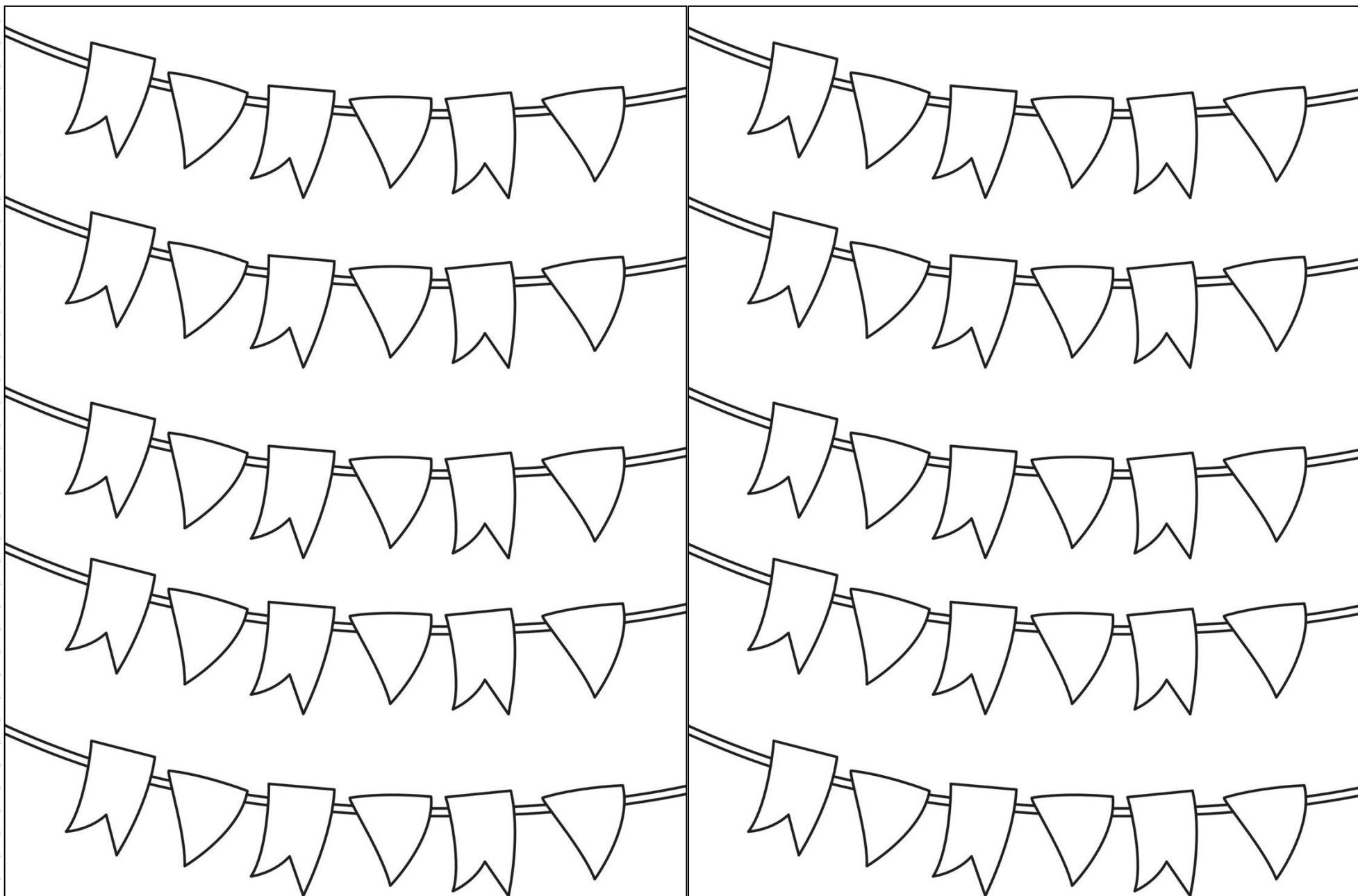


CONTORNE A LETRA INICIAL DA PALAVRA BALÃO E COPIE DENTRO DO QUADRO. ENQUANDO ESTIVER CONTORNANDO, REPITA O NOME DA LETRA.



BALÃO



VAMOS COLORIR AS BANDEIRINHAS?




NO SACO DE PIPOCAS PROCURE E PINTE AS LETRAS QUE FORMAM SEU NOME



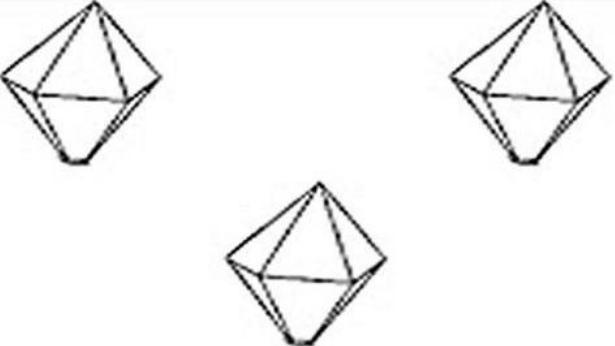
ESCREVA OS NÚMEROS CORRESPONDENTES ÀS FIGURAS NOS QUADRINHOS:





**AJUDE OS CAIPIRINHAS A CHEGAREM NO CARRINHO DE PIPOCA, VOCÊ
PODE USAR GIZ DE CERA LÁPIS DE COR OU SEU DEDINHO
MOLHADO EM TINTA GUACHE!**



**VAMOS CONTAR QUANTOS ELEMENTOS TEM EM CADA CONJUNTO E PINTAR O NÚMERO
CORRESPONDENTE:**

	<table border="1"><tr><td>4</td><td>5</td></tr><tr><td>3</td><td>6</td></tr></table>	4	5	3	6
4	5				
3	6				

	<table border="1"><tr><td>4</td><td>5</td></tr><tr><td>3</td><td>6</td></tr></table>	4	5	3	6
4	5				
3	6				

	<table border="1"><tr><td>4</td><td>5</td></tr><tr><td>3</td><td>6</td></tr></table>	4	5	3	6
4	5				
3	6				



Fonte:

- www.oespacoeducar.com.br

- www.escolaeducacao.com.br

- www.pequenosgrandespensantes.com.br

- www.ideiacriativa.org

- www.artedeensinareaprender.org