




PREFEITURA DA ESTÂNCIA TURÍSTICA DE
IBIÚNA
Por uma Ibiúna próspera. Investindo no presente, gerando o futuro.
SECRETARIA DE EDUCAÇÃO



E.M. “SANTINO FRANCISCO VIEIRA”



8ª APOSTILA DE REFORÇO/2021

3º ANO A

SIMONE DO PRADO ALBERTIN

E.M. "SANTINO FRANCISCO VIEIRA"

NOME _____ 3º ANO A

8ª APOSTILA (05/07 – 06/08)

ATIVIDADES DE REFORÇO DE LÍNGUA PORTUGUESA



A CAIXA DE FERRAMENTAS DO PAPAÍ

ENCONTRE 8 FERRAMENTAS DO PAPAÍ:


M	A	R	T	E	L	O	W	A	C
D	U	X	R	Q	W	E	S	X	H
X	K	S	E	R	R	O	T	E	A
S	W	X	N	X	X	H	H	N	V
W	Q	X	A	L	I	C	A	T	E
F	U	R	A	D	E	I	R	A	Z
T	P	A	R	A	F	U	S	O	X
L	A	N	T	E	R	N	A	K	X

LANTERNA- MARTELO- SERROTE- TRENA- CHAVE-
ALICATE- FURADEIRA- PARAFUSO

PINTE A PRIMEIRA LETRA DA PALAVRA **PAI**



ENCONTRE E PINTE OS ESCUDOS COM A LETRA **P** DE **PAPAI**





RECORTE E COLE OUTRAS
FIGURAS QUE COMEÇAM
COM A LETRA P:

PAPAI

ABC do PAIZÃO

Gerusa Rodrigues Pinto



- | | | |
|-------------------------|--|-------------------------|
| A DE AMIGÃO | | N DE NATURAL |
| B DE BONDOSO | | O DE ORGANIZADO |
| C DE COMPANHEIRO | | P DE PAIZÃO |
| D DE DEDICADO | | Q DE QUERIDO |
| E DE ESFORÇADO | | R DE RESERVADO |
| F DE FELIZ | | S DE SENSACIONAL |
| G DE GRANDIOSO | | T DE TRABALHADOR |
| H DE HERÓI | | U DE ÚNICO |
| I DE INTELIGENTE | | V DE VERDADEIRO |
| J DE JUSTO | | X DE XODÓ |
| L DE LUTADOR | | Z DE ZELOSO |
| M DE MODESTO | | |

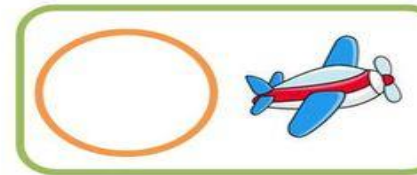
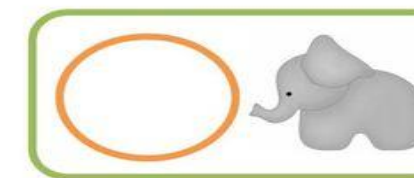



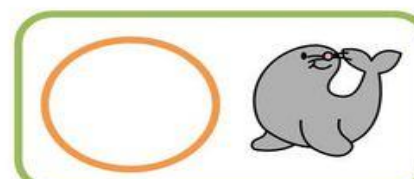
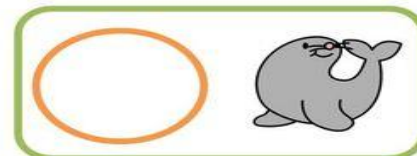

COMPLETE O ALFABETO ABAIXO:

A				E					J
K				O					T
U		W		Y					

QUAL É O NOME DO SEU PAI?

QUAL É SUA MAIOR QUALIDADE?

ESCREVA A LETRA INICIAL DAS FIGURAS:



<http://bloguinhovania.blogspot.com/>

<http://bloguinhovania.blogspot.com/>

<http://bloguinhovania.blogspot.com/>

LIGUE AS VOGAIS AS FIGURAS:



i
o
u
a
e

imagenesydibujosparaimprimir.com

COMPLETE O QUADRO DAS VOGAIS:

A	E	I	O	U
	E		O	
A		I		U
	E		O	

CIRCULE AS SÍLABAS QUE FORMAM O NOME DA FIGURA:


	BOR VA BO	LE TA		BA LEI LE	MA A
---	-----------------	----------	--	-----------------	---------



	BA RA	ZA CA SA		BU SA	E CU CA
---	----------	----------------	--	----------	---------------



	FA FO	CA CO RA		DE DI	DU DA DO
---	----------	----------------	--	----------	----------------



	CAR VA	FA CO RO		DE DO	DA DI DO
---	-----------	----------------	--	----------	----------------



	DO BO	DA CE RE		ES CA	VA TRE LA
---	----------	----------------	--	----------	-----------------


	ES SE	TA CA DA		RA FA	DA VA CA
---	----------	----------------	--	----------	----------------

	GA RA	MA TO SA		MA RA	PO SA FA
---	----------	----------------	--	----------	----------------

	SA RA	MA TO LA		TO GA	RA LO JA
---	----------	----------------	--	----------	----------------

	ME BA	MA ÃO LE		JA FO	RA CA RÉ
---	----------	----------------	--	----------	----------------

	GI RA	MA TO FA		FA CA	LO VA LA
---	----------	----------------	--	----------	----------------

	MA RA	MA CA CO		A DA	LI VI ÃO
---	----------	----------------	--	---------	----------------

	MO BO	LO CO LA		BO VA	LO MA LA
---	----------	----------------	--	----------	----------------

1. PINTE A PALAVRA CORRETA:



VALA
VELA
VACA



GATO
GOTA
GUTO



BOLA
BOLO
BALO



BOCA
BOLA
BALA



ABELA
ABAIXO
ABELHA



DAMA
CAMA
COMA



BALÃO
BOTÃO
BOCÃO



VINO
TINO
SINO



JANELA
BONECA
BOLECA

E.M. "SANTINO FRANCISCO VIEIRA"

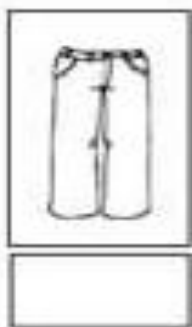

NOME _____ 3º ANO A

8ª APOSTILA (05/07 – 06/08)

ATIVIDADES DE REFORÇO DE MATEMÁTICA

ATIVIDADE

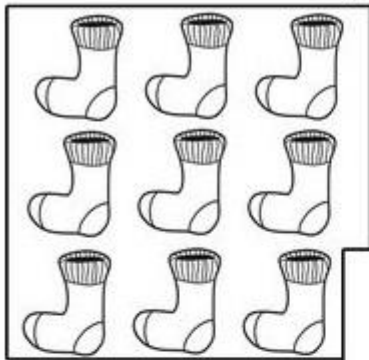
VAMOS SEPARAR AS PEÇAS DE ROUPAS DO PAPAI:




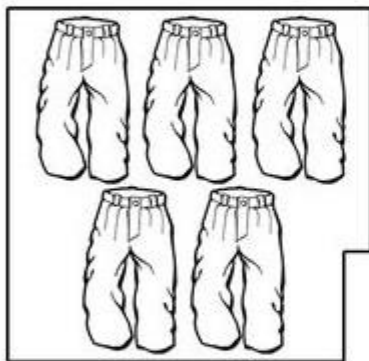
QUAL PEÇA DE ROUPA DO PAPAI TEM MAIS?

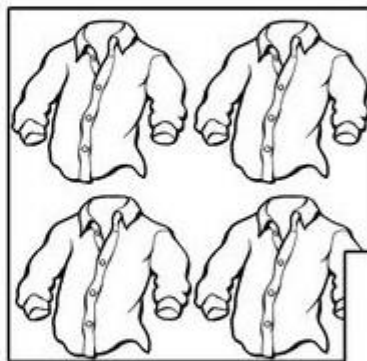
E QUAL É A PEÇA QUE TEM MENOS?

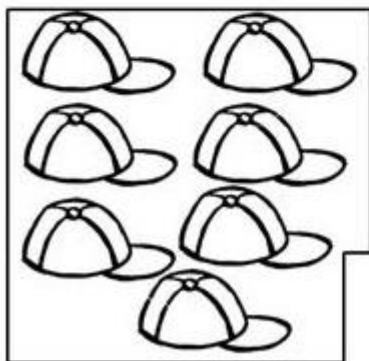
QUANTO(A)S O PAPA TEM?














COMPLETE O QUADRO NUMÉRICO ABAIXO:

1		3		5		7		9	
11			14		16		18		20

LIGUE OS NÚMEROS:



www.schoolwiz.nl

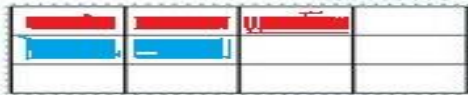
QUAL É O ANIMAL?

C		R		J	
---	--	---	--	---	--


- PINTE USANDO CORES DIFERENTES PARA EFETUAR CADA SOMA.




$3 + 2 = \boxed{5}$




$2 + 5 = \boxed{}$




$6 + 3 = \boxed{}$




$1 + 7 = \boxed{}$



$4 + 8 = \boxed{}$



$5 + 6 = \boxed{}$




$7 + 3 = \boxed{}$




$9 + 1 = \boxed{}$



$4 + 4 = \boxed{}$



$4 + 2 = \boxed{}$



认识这些车

	+		=	
	+		=	
	+		=	
	+		=	
	+		=	

RESOLVA AS SUBTRAÇÕES:

 $7 - 5 = \underline{2}$

 $4 - 1 = \underline{\quad}$

 $5 - 2 = \underline{\quad}$

 $8 - 7 = \underline{\quad}$

 $9 - 2 = \underline{\quad}$

 $10 - 3 = \underline{\quad}$

 $4 - 1 = 3$

 $4 - 2 = \underline{\quad}$

 $4 - 3 = \underline{\quad}$

 $3 - 3 = \underline{\quad}$

 $3 - 1 = \underline{\quad}$

 $2 - 1 = \underline{\quad}$

CONTANDO E REGISTRANDO ATÉ 10

$1+3=$
$2+1=$
$1+1=$
$3+2=$
$6+1=$
$4+2=$
$3+4=$
$6+3=$
$7+2=$
$2+8=$
$4+6=$
$1+7=$
$7+2=$
$5+3=$



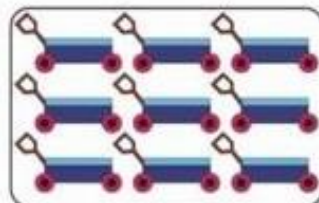


$4+2=$
$3+6=$
$5+2=$
$5+5=$
$4+4=$
$2+5=$
$5+4=$
$8+1=$
$3+1=$
$6+0=$
$8+2=$
$3+0=$
$9+1=$
$2+4=$

**CONTE OS DESENHOS DOS QUADROS E
ESCREVA O NÚMERO QUE REPRESENTA A
QUANTIDADE:**

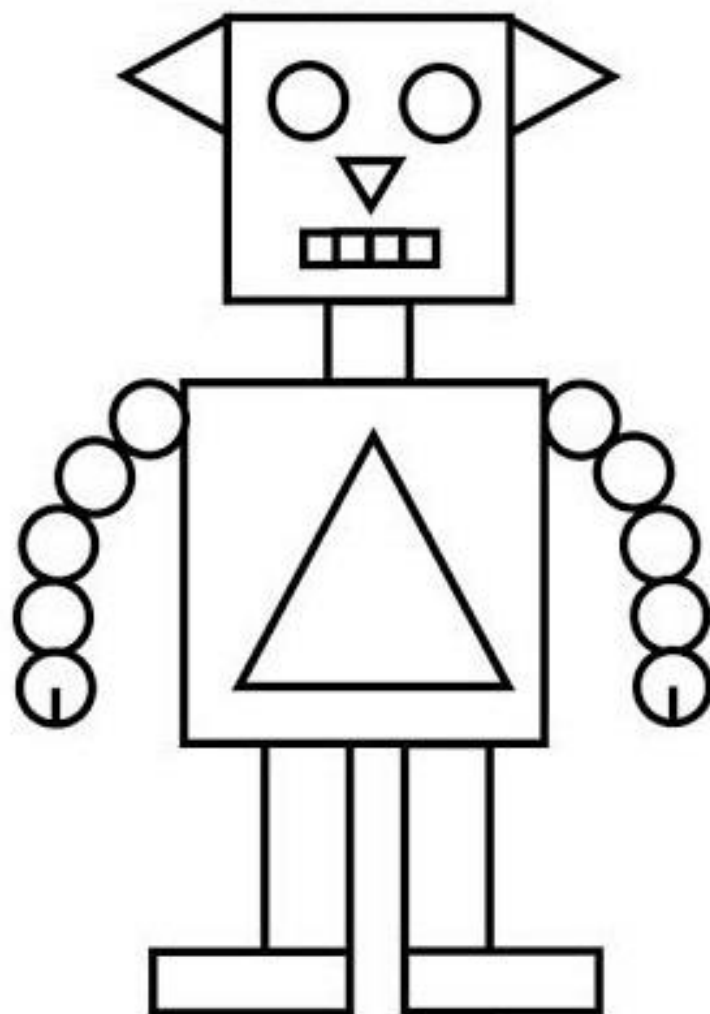

CONTE ATÉ 20.



20



PINTE AS FORMAS GEOMÉTRICAS:



CONTE A QUANTIDADE DE CADA
FORMA

TRIÂNGULOS

RETÂNGULOS

QUADRADOS

CÍRCULOS

REFERÊNCIAS

Pinterest

@DIARIODATIAMARI

Indagação.com.br

Atividades Suzano

Blogspot.com.br

www.atividadesparaeducadores.com

www.mathworksheets4kids.com

www.espaçoeducar.net