


**APOSTILA (adaptada) 09/2021  
DE 09 a 27 de agosto de 2021**



# MINHAS ATIVIDADES



VIVA O FOLCLORE BRASILEIRO!

**E.M. JOÃO CARDOSO DE MORAES – IBIÚNA/SP  
Professora: Regina Bracale – 2º Ano B - 2021**

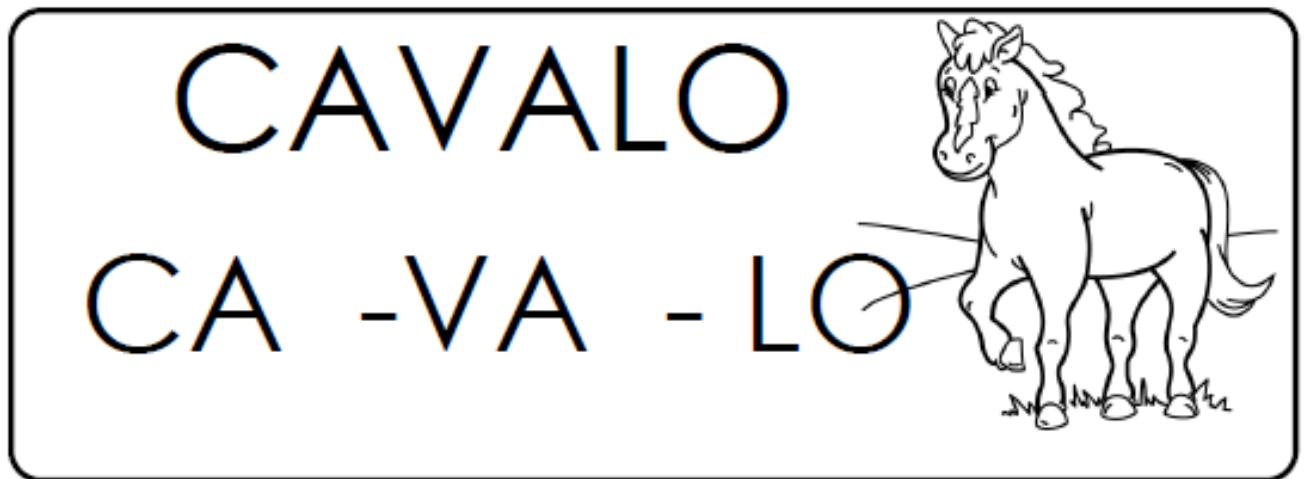
**ALUNO: \_\_\_\_\_**

**DEVOLUÇÃO DESTA APOSTILA EM 30/08/2021**

**ATIVIDADES DO DIA 1**



**LEIA.**



Leia as sílabas:

CA - CI - CO - CU - CE - CÃO

VA - VI - VO - VU - VE - VÃO

LA - LI - LO - LU - LE - LÃO

**ATIVIDADES DO DIA 1**






**LEIA.**

**B**

	<b>BALEIA</b>
	<b>BEXIGA</b>
	<b>BICICLETA</b>
	<b>BOCA</b>
	<b>BÚFALO</b>

**C**

	<b>CAMELO</b>
	<b>CENOURA</b>
	<b>CIDADE</b>
	<b>COLA</b>
	<b>CUCA</b>

**L**

	<b>LÁPIS</b>
	<b>LEÃO</b>
	<b>LIMÃO</b>
	<b>LOBO</b>
	<b>LUVA</b>

**V**







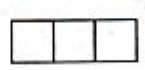




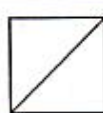




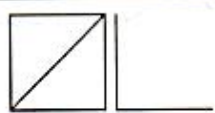
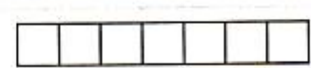



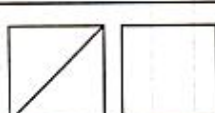



	<b>VACA</b>
	<b>VESTIDO</b>
	<b>VIOLÃO</b>
	<b>VOVÓ</b>
	<b>VULCÃO</b>

# ATIVIDADES DO DIA 1



COMPLETE A TABELA.

 SE TIVER DÚVIDA OLHE NA TABELA DA OUTRA PÁGINA.

			1	<b>UM</b>
				<b>DOIS</b>
			3	
				
				
				<b>SEIS</b>
				
			8	
				
			10	

## ATIVIDADES DO DIA 1



**VEJA A TABELA ABAIXO PARA LEMBRAR.**

0 - ZERO

1 - UM

2 - DOIS

3 - TRÊS

4 - QUATRO

5 - CINCO

6 - SEIS

7 - SETE

8 - OITO

9 - NOVE

10 - DEZ

11 - ONZE

12 - DOZE

13 - TREZE

14 - QUATORZE


15 - QUINZE

16 - DEZESSEIS

17 - DEZESSETE

18 - DEZOITO

19 - DEZENOVE



20 - VINTE

30 - TRINTA

40 - QUARENTA

50 - CINQUENTA


60 - SESSENTA

70 - SETENTA

80 - OITENTA

90 - NOVENTA

100 - CEM



**ATIVIDADES DO DIA 2**




**FAÇA O QUE SE PEDE.**

Leia:

CAVALO

CA - VA - LO



-----  
Coloque cada sílaba em um quadrinho.

CAVALO



-----  
Complete com a sílaba que falta.

VALO

CA  LO

CAVA

ATIVIDADES DO DIA 2



LEIA E ESCREVA AS PALAVRAS.



CABO



VACA



VIOLÃO



CUECA



BICO



LUVA



COCO



VELA



COLA



CUBO



BOCA



CUCA



OVO



CABELO



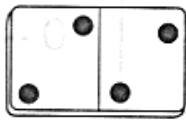
UVA

## ATIVIDADES DO DIA 2

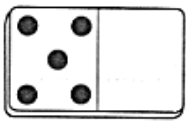


FAÇA COMO OS EXEMPLOS.

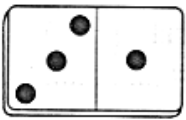
### 1. Adições na forma horizontal.



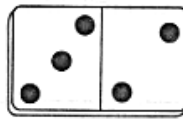
$$2 + 2 = \color{red}{4}$$



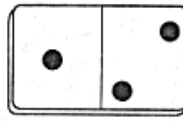
$$\dots + \dots = \dots$$



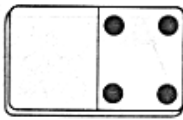
$$\dots + \dots = \dots$$



$$\dots + \dots = \dots$$

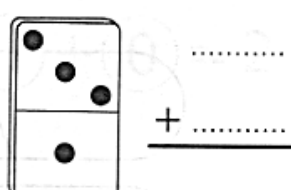
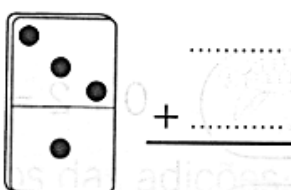
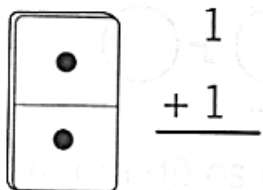
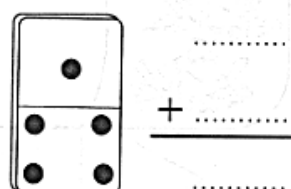
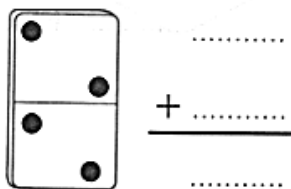
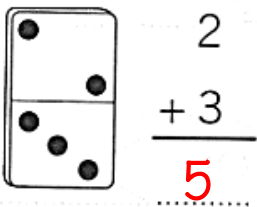


$$\dots + \dots = \dots$$




$$\dots + \dots = \dots$$

### 2. Adições na forma vertical.





**ATIVIDADES DO DIA 3**



**FAÇA O QUE SE PEDE.**

.Leia:

**CABO**

CA - BO



2. Complete com a sílaba faltosa:

CA



BO

3. Complete as palavras com a sílaba **CA**.



BO



CUE

ATIVIDADES DO DIA 3



FAÇA O QUE SE PEDE.

1. Copie a palavra.

**CABO**



Four empty rounded rectangular boxes for copying the word 'CABO'.

Two larger empty rounded rectangular boxes for copying the word 'CABO'.

2. Pinte de verde o **BO** das palavras. Copie a palavra.

BOLA

BOCA

BOLO

\_\_\_\_\_

\_\_\_\_\_

\_\_\_\_\_

CABO

BODE

BONECA

\_\_\_\_\_

\_\_\_\_\_

\_\_\_\_\_

BONÉ

BOLACHA

BOTE

\_\_\_\_\_

\_\_\_\_\_

\_\_\_\_\_

ATIVIDADES DO DIA 3



COMPLETE COM


**CA CO CU.**



\_\_\_ VALO



\_\_\_ ELHO



\_\_\_ RATIVO



\_\_\_ SA



\_\_\_ PO



\_\_\_ ECA



\_\_\_ RUJA



\_\_\_ MA



\_\_\_ RUPIRA



\_\_\_ LHER



\_\_\_ IA



\_\_\_ DEIRA

## ATIVIDADES DO DIA 3



### FAÇA O QUE SE PEDE


Complete o quadro com a sequência numérica de **1** a **20**.




1				5
		8		10
	12		14	
16				20

Desenhe nos quadros.


Mais do que **8** estrelas



Menos do que **15** balões.



ATIVIDADES DO DIA 4



COMPLETE COM A SÍLABA **BO** E LEIA AS PALAVRAS.

NECA



LA



CA



NÉ



LO



TA



ATIVIDADES DO DIA 4



FAÇA O QUE SE PEDE.

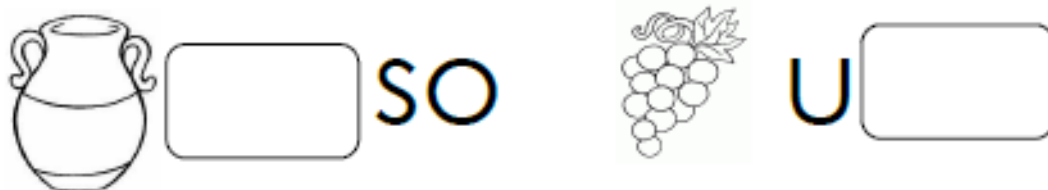
1. Leia:



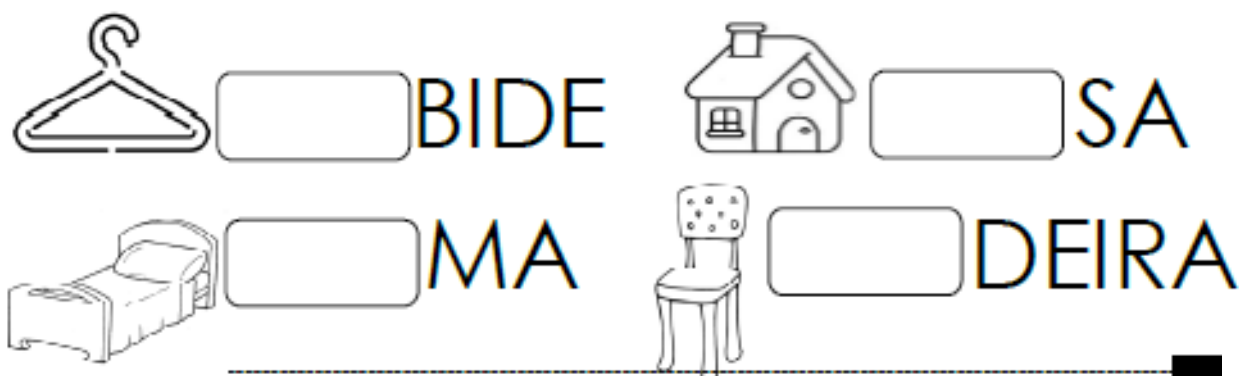
2. Complete com a sílaba faltosa e copie a palavra.



3. Complete com a sílaba VA.



4. Complete com a sílaba CA.

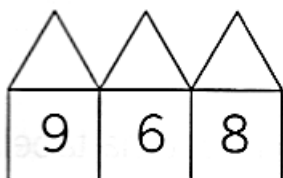


## ATIVIDADES DO DIA 4

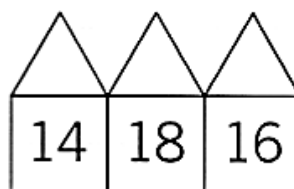


DESCUBRA QUAL É O NUMERAL, PINTANDO A CASINHA COM A RESPOSTA.

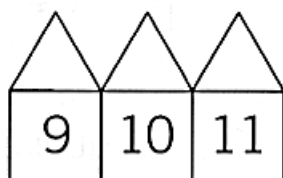
a) Menor que **7**



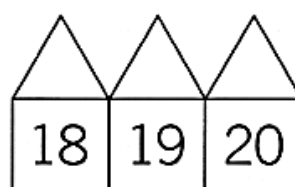
b) Maior que **15** e menor que **17**




c) Maior que **10**



d) Menor que **20** e maior que **18**



**ATIVIDADES DO DIA 5**




**FAÇA O QUE SE PEDE.**

1. Leia:

**BICO**

BI CO



2. Coloque cada sílaba em um quadrinho e escreva a palavra.

**BICO**



3. Pinte de verde a sílaba **BO** e de azul a sílaba **CO**.

BINA

COBRA

BIFE

COCHILO

BILHETE

COPO

CORUJA

BICICLETA

BECO

BICHO

CORAÇÃO

BIGODE


COCO

COLA

COFRE




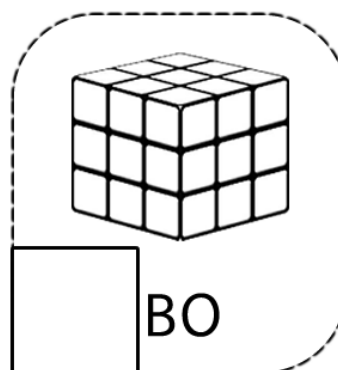
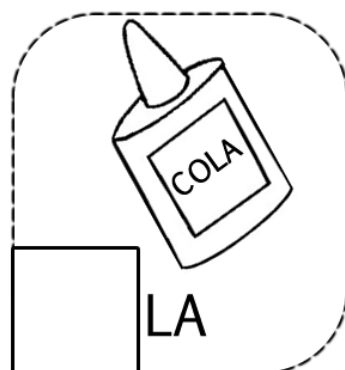
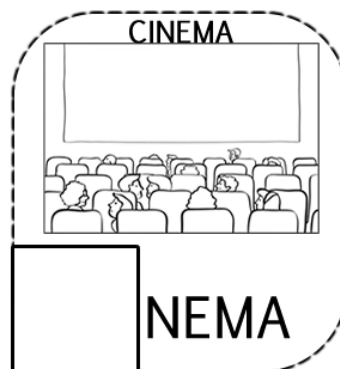
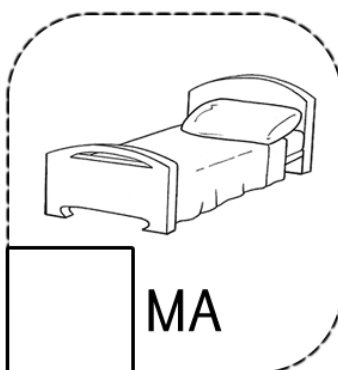



**ATIVIDADES DO DIA 5**




**FAÇA O QUE SE PEDE.**

1-COMPLETE COM A SÍLABA INICIAL DE CADA PALAVRA.

**CA CE CI CO CU**



## ATIVIDADES DO DIA 5





COMPLETE O QUADRO DE 1 A 30.




1									10
		13				17			
			24				28		30



QUE NÚMERO VEM ANTES E DEPOIS?



**ATIVIDADES DO DIA 6**



**FAÇA O QUE SE PEDE.**

1. Leia:



2. Separe em sílabas a palavra.

**CUCA**

3. Complete as palavras com **CA** e copie a palavra.

MA - SACO - BO

\_\_\_\_\_

BIDE - BEÇA - FÉ

\_\_\_\_\_



**FAÇA O QUE SE PEDE.**

1. Complete as palavras com **CU**.

ECA

BA

BO

ÍCA

2. Encontre as palavras abaixo.

**CUECA CUBA CUBO CUÍCA**

C	U	D	A	A	D
U	C	U	E	C	A
B	B	C	U	B	O
A	C	A	B	O	I
E	C	U	Í	C	A

3. Copie as palavras que você encontrou.

\_\_\_\_\_

**ATIVIDADES DO DIA 6**



**RESOLVA AS ADIÇÕES E AS SUBTRAÇÕES.  
DEPOIS PINTE BEM BONITO.**

Math problems on the mouse's body and surroundings:

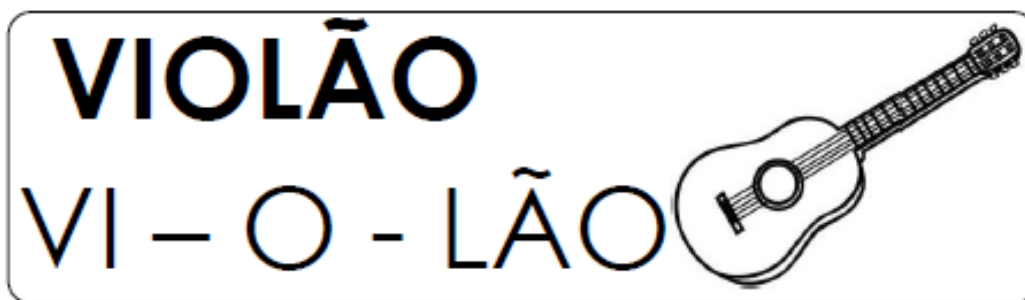
- Top left:  $7 + 3$
- Top left (mouse's eye):  $10 - 5$
- Top left (mouse's ear):  $5 + 6$
- Top left (mouse's trunk):  $12 - 4$
- Top left (mouse's tail):  $9 - 7$
- Top left (mouse's body):  $10 - 4$
- Top left (mouse's body):  $12 - 7$
- Top left (mouse's body):  $10 - 3$
- Top left (mouse's body):  $7 + 2$
- Top center:  $11 + 0$
- Top center:  $9 + 2$
- Top center:  $11 - 6$
- Top center:  $9 - 3$
- Top center:  $11 - 4$
- Top right:  $12 - 3$
- Top right:  $10 - 8$
- Top right:  $12 - 8$
- Top right:  $1 + 9$
- Top right:  $8 + 3$
- Top right:  $6 + 6$
- Bottom center:  $0 + 9$
- Bottom right:  $12 - 6$
- Bottom right:  $5 + 6$

**ATIVIDADES DO DIA 7**



**FAÇA O QUE SE PEDE.**

1. Leia:



2. Coloque cada sílaba em um quadrinho.



3. Complete com VI.



A \_\_\_\_ ão



\_\_\_\_ dro



\_\_\_\_ nho



\_\_\_\_ olino

4. Complete com LÃO.



BA \_\_\_\_



PI \_\_\_\_



ME \_\_\_\_





TA \_\_\_\_

ATIVIDADES DO DIA 7



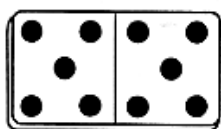
COMPLETE COM **VA VE VI VO VU.**




# ATIVIDADES DO DIA 7




FAÇA COMO O EXEMPLO.



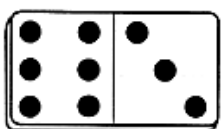
$$\dots + \dots = \dots$$



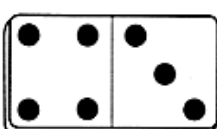
$$6 + 4 = 10$$



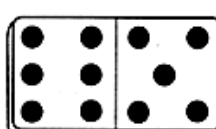
$$\dots + \dots = \dots$$




$$\dots + \dots = \dots$$



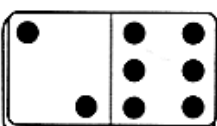
$$\dots + \dots = \dots$$




$$\dots + \dots = \dots$$



$$\dots + \dots = \dots$$



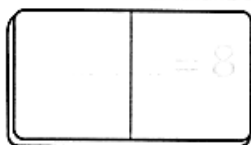
$$\dots + \dots = \dots$$



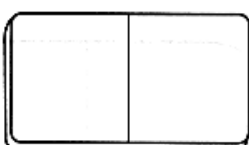
$$\dots + \dots = \dots$$



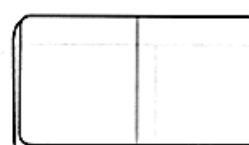
DESENHE OS PONTINHOS PARA REPRESENTAR AS SOMAS.



$$3 + 5 = \dots$$




$$3 + 6 = \dots$$



$$4 + 6 = \dots$$



**ATIVIDADES DO DIA 8**



**FAÇA O QUE SE PEDE.**

1. Leia:



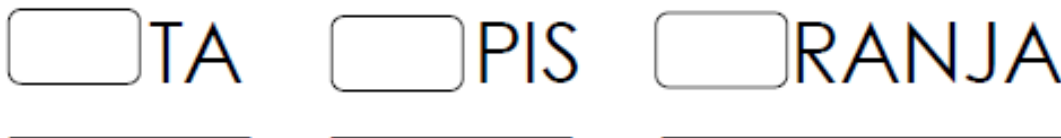
2. Complete com a sílaba faltosa.




3. Pinte de azul a sílaba **VE** e de verde a sílaba **LA**.




4. Complete com **LA**. Depois copie a palavra.



5. Complete com **VE** e copie a palavra.






FAÇA O QUE SE PEDE.

# FAMÍLIA SILÁBICA

VA VE VI VO VU

1- COMPLETE AS PALAVRAS COM O SOM INICIAL:



CA



LA



OLÃO




LANTE

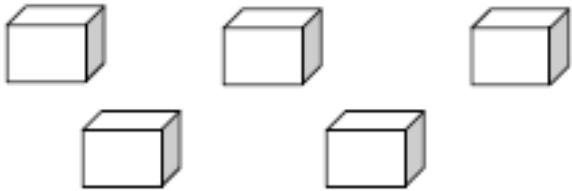


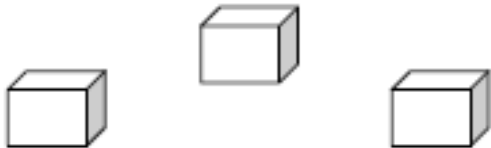
LCÃO

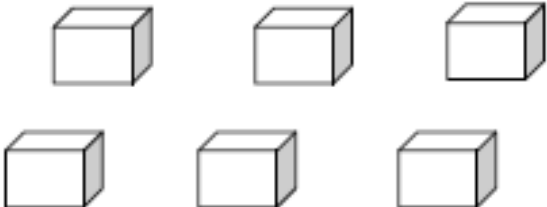
## ATIVIDADES DO DIA 8

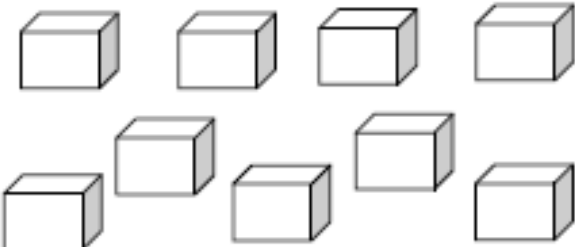


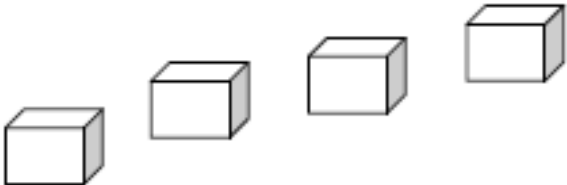
**PINTE O NUMERAL CORRESPONDETE À QUANTIDADE DE ELEMENTOS DE CADA CONJUNTO.**

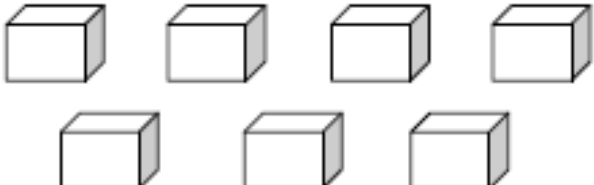
								
1	2	3	4	5	6	7	8	9

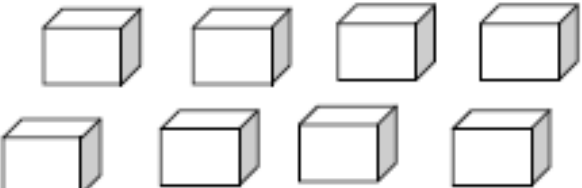
								
1	2	3	4	5	6	7	8	9

								
1	2	3	4	5	6	7	8	9


								
1	2	3	4	5	6	7	8	9

								
1	2	3	4	5	6	7	8	9

								
1	2	3	4	5	6	7	8	9

								
1	2	3	4	5	6	7	8	9

**ATIVIDADES DO DIA 9**



**FAÇA O QUE SE PEDE.**

1. Complete com **CA CO CU.**



**BO**



**CU**



**ECA**




**BO**

2. Escreva a sílaba inicial do nome de cada figura.

Depois escreva o nome do desenho.

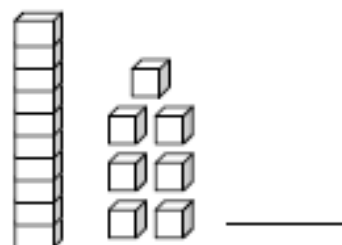
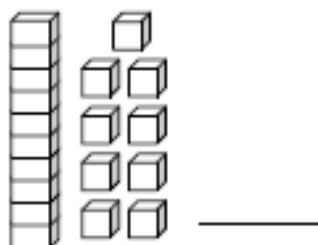
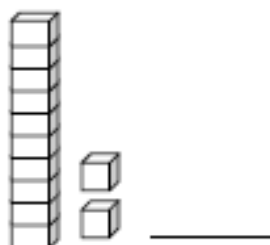
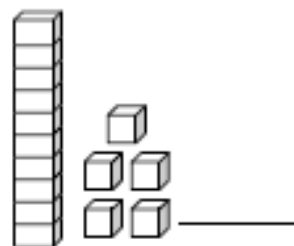
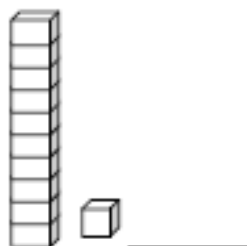
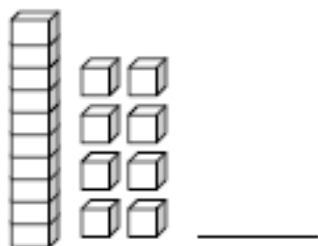
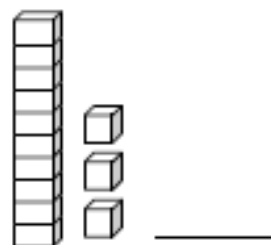
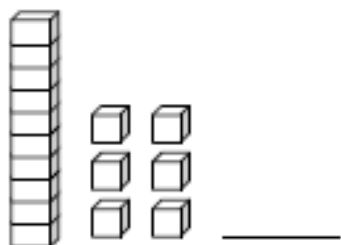
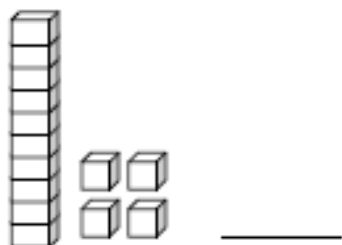


## ATIVIDADES DO DIA 9

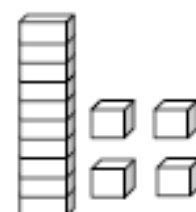
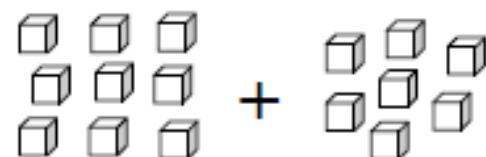
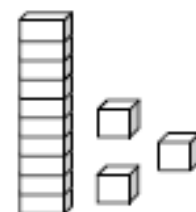
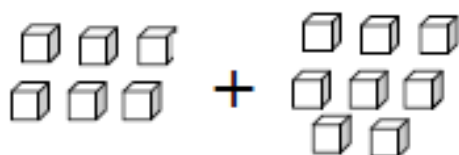
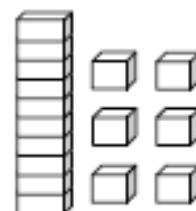
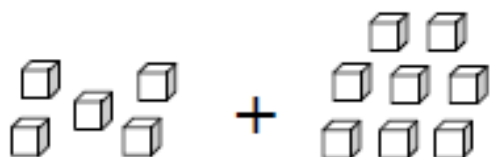


FAÇA O QUE SE PEDE.

1- ESCREVA O NÚMERO CORRESPONDENTE AO MATERIAL DOURADO.



2 - SOME AS UNIDADES E EM SEGUIDA LIGUE AO RESULTADO.



**ATIVIDADES DO DIA 10**

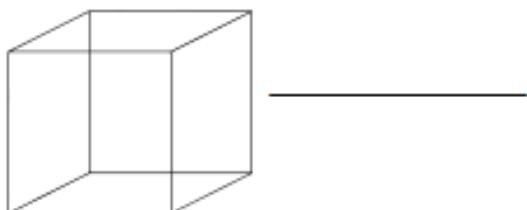

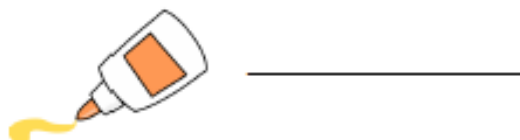
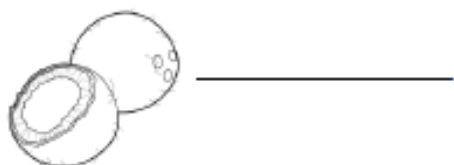


**FAÇA O QUE SE PEDE.**

1. Leia as palavras:

CACAU	COCO	CACO
CUCA	COLA	BOCA
CUBO	BICO	CUECA
CABELO	CÃO	COCA

2. Agora escreva os nomes dos desenhos:



## ATIVIDADES DO DIA 10



**FAÇA O QUE SE PEDE.  
LEMBRANDO QUE SUCESSOR É O QUE VEM DEPOIS.  
ANTECESSOR É O QUE VEM ANTES.**

**1 – ESCREVA OS NUMERAIS DE 10 ATÉ 19.**

10				

**2 – QUEM SOU EU?**

A-) SOU O SUCESSOR DO NÚMERO 15 \_\_\_\_\_

B-) SOU O ANTECESSOR DO NÚMERO 19 \_\_\_\_\_

C-) SOU O SUCESSOR DO NÚMERO 17 \_\_\_\_\_

D-) SOU O ANTECESSOR DO NÚMERO 11 \_\_\_\_\_

E-) SOU O SUCESSOR DO NÚMERO 14 \_\_\_\_\_

F-) SOU O ANTECESSOR DO NÚMERO 18 \_\_\_\_\_

**3 – ESCREVA O ANTECESSOR E O SUCESSOR DOS NÚMEROS ABAIXO:**

	16	
--	----	--

	12	
--	----	--

	16	
--	----	--

	14	
--	----	--

	18	
--	----	--


	17	
--	----	--

	10	
--	----	--

	13	
--	----	--

	11	
--	----	--

**ATIVIDADES DO DIA 11**



**FAÇA O QUE SE PEDE.**

1. Leia e copie.



**CA**



**CE**



**CI**



**CO**



**CU**

**ca**

**ce**

**ci**

**co**

**cu**

2. Leia e copie as palavras, depois copie a sílaba em destaque.



**CACHORRO**



**COBRA**



**CUECA**



ATIVIDADES DO DIA 11



RESOLVA AS ADIÇÕES E SUBTRAÇÕES.  
DEPOIS PINTE OS ESPAÇOS DAS ADIÇÕES DE MARROM  
E OS DA SUBTRAÇÕES DE LARANJA.

9-3=

9-2=

3  
3  
+3

9-7=

2  
4  
+3

9-7=

9+0

9-1=

9-7=

9+4=

7  
+5

2  
+8

5  
+6

1  
4  
+4

9-9=

9-5=

8  
+5

6  
+6

4  
+9

6  
+4

8  
+1

2  
+7

9-6=

9-8=

9-0=

**ATIVIDADES DO DIA 12**



**FAÇA O QUE SE PEDE.**

1. Leia e copie.



**CADEIRA**



**CAVALO**



**CASA**



**COCO**



**CORAÇÃO**



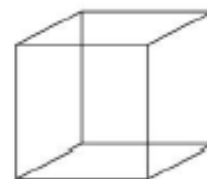
**CORUJA**



**CUCO**




**CUCA**



**CUBO**

ATIVIDADES DO DIA 12




FAÇA O QUE SE PEDE.



CA CO CU CÃO CE CI

ca co cu cão ce ci


- AGORA COMPLETE AS PALAVRAS COM AS SÍLABAS CORRESPONDENTES.





**VAMOS LEMBRAR:**

**QUANDO FORMAMOS DUPLAS, ESTAMOS FORMANDO PARES. PORTANTO, OS PARES SÃO FEITOS DE DOIS EM DOIS.**




Os números terminados em 0, 2, 4, 6 e 8 são números pares.



**VAMOS LEMBRAR:**

**QUANDO NÃO FORMAMOS DUPLAS, TEMOS NÚMEROS IMPARES.**



Os números terminados em 1, 3, 5, 7 e 9 são números ímpares.

ATIVIDADES DO DIA 12



ESCREVA CADA NÚMERO NO QUADRO CERTO SEPARANDO OS PARES DOS ÍMPARES.

5                      6                      23                      9  
                    13                      7                      48  
4                      1                      2                      16  
                    57                      17                      8

PAR

A large, empty rectangular box intended for writing the even numbers from the list above.

ÍMPAR

A large, empty rectangular box intended for writing the odd numbers from the list above.

**ATIVIDADES DO DIA 13**



**FAÇA O QUE SE PEDE.**

1. Complete com a sílaba inicial e escreva a palavra.



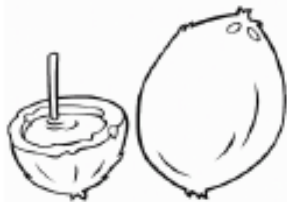
\_\_\_\_\_ **DEIRA**



\_\_\_\_\_ **VALO**



\_\_\_\_\_ **SA**



\_\_\_\_\_ **CO**




\_\_\_\_\_ **RAÇÃO**



\_\_\_\_\_ **RUJA**

ATIVIDADES DO DIA 13



FAÇA O QUE SE PEDE.

1. Complete com a sílaba inicial e copie a palavra.

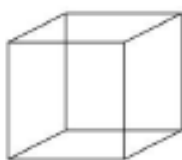


CU CO

CUCO



\_\_\_\_\_ ca



\_\_\_\_\_ bo



\_\_\_\_\_ chorro



\_\_\_\_\_ eca



\_\_\_\_\_ bra

## ATIVIDADES DO DIA 13



**PINTE OS NUMERAIS COMO SE PEDE.**

azul-claro – 1 até 15

verde-claro – 19 até 27

vermelho – 29 até 35

amarelo – 36 até 41

rosa – 43 até 50



1	2	3	4	5	6	7	8	9	10
11	12	13	14	15	16	17	18	19	20
21	22	23	24	25	26	27	28	29	30
31	32	33	34	35	36	37	38	39	40
41	42	43	44	45	46	47	48	49	50



**ATIVIDADES DO DIA 14**



**FAÇA O QUE SE PEDE.**


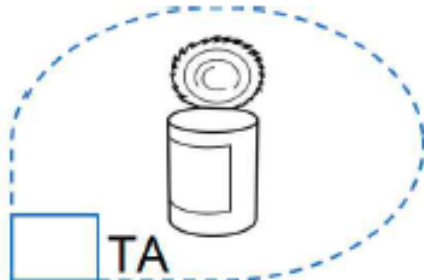
10 - LEIA A FAMÍLIA SILÁBICA DA LETRA L.




LA LE LI LO LU LÃO

la le li lo lu lão

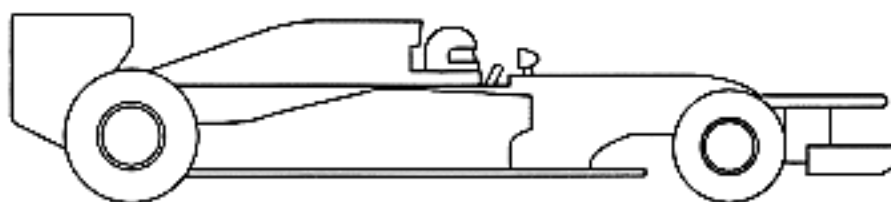
- AGORA COMPLETE AS PALAVRAS COM AS SÍLABAS CORRESPONDENTES.




# ATIVIDADES DO DIA 14




PINTE SOMENTE OS NUMERAIS **IMPARES**.



1	2	3	4	5	6	7	8	9	10	11	12
											13
25	24	23	22	21	20	19	18	17	16	15	14
26											
27	28	29	30	31	32	33	34	35	36	37	38
											39
51	50	49	48	47	46	45	44	43	42	41	40
52											
53	54	55	56	57	58	59	60	61	62	63	64
											65
77	76	75	74	73	72	71	70	69	68	67	66
78											
79	80	81									




**ATIVIDADES DO DIA 15**



**LEIA A FRASE E RESPONDA AS QUESTÕES.**

O CAVALO GALOPA PELA ESTRADA.



1. O cavalo:

( ) GALOCHA

( ) GALOPA

( ) CALOPA

2. A palavra **CAVALO**

tem:

( ) 4 sílabas

( ) 3 sílabas

( ) 6 sílabas

4. A última sílaba da palavra **CAVALO** é:

( ) CA

( ) LO

( ) VA



5. Complete a frase:

O CAVALO GALOPA PELA \_\_\_\_\_

( ) ENTRADA

( ) ESTRADA

( ) ESCADA


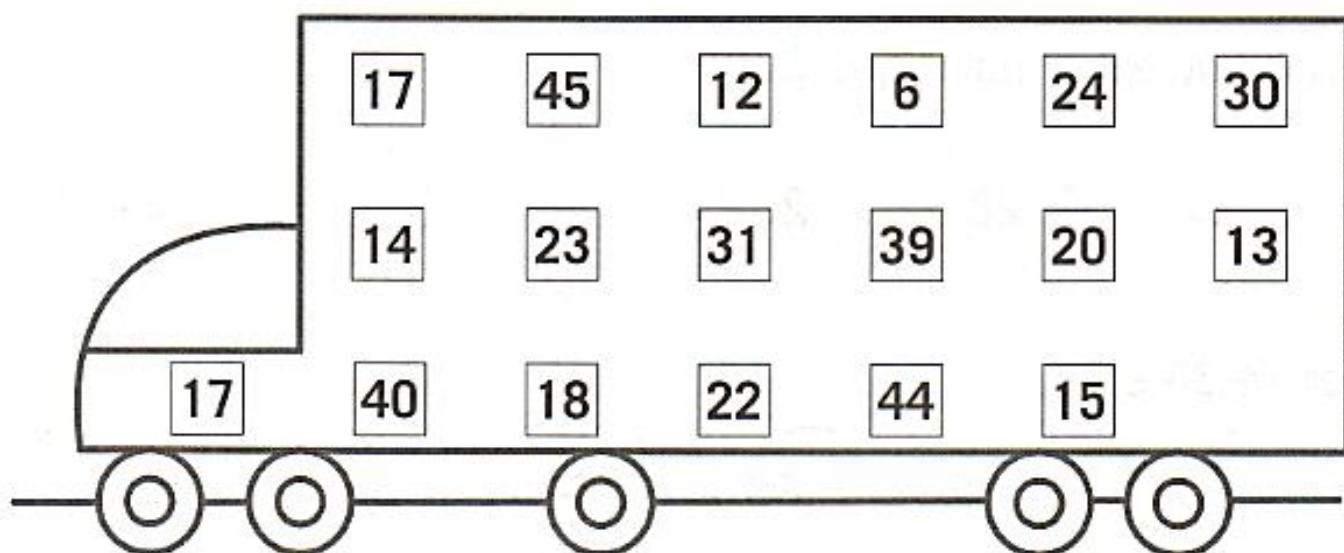
6. Escreva uma frase com a palavra CAVALO.

\_\_\_\_\_  
\_\_\_\_\_

## ATIVIDADES DO DIA 15



**PINTE DE VERDE OS NUMERAIS PARES E DE AZUL OS ÍMPARES.**




**RESPONDA.**

Qual é a sua idade: \_\_\_\_\_

Ela corresponde a um número par ou impar? \_\_\_\_\_

**ATIVIDADES DO DIA 16**



**LEIA A FRASE E RESPONDA AS QUESTÕES.**

A VACA MIMOSA COME CAPIM.



2. O nome da vaca é:

- ( ) MIMOSA
- ( ) MINOSA
- ( ) MINOSA

3. Mimosa come:

- ( ) CANA
- ( ) RAÇÃO
- ( ) CAPIM

4. Marque um x onde está escrito o nome do desenho.

- ( ) FACA
- ( ) VACA
- ( ) PACA



5. A palavra VACA tem:

- ( ) 1 SÍLABA
- ( ) 2 SÍLABAS
- ( ) 3 SÍLABAS

6. Marque um X no quadrinho onde está escrito a palavra VACA.

- ( ) faca
- ( ) vaca
- ( ) paca
- ( ) maca




**VACA**

## ATIVIDADES DO DIA 16



**OBSERVE A IMAGEM E DEPOIS RESPONDA:**




- Quantas maçãs você vê na árvore? .....
- Quantas estão no chão? .....
- Qual o total de maçãs? .....

2. Assinale o correto para completar a frase.

a) 12 maçãs é igual a:

- (     ) uma dezena                      (     ) uma dúzia

3. Desenhe 6 laranjas.



a) 6 laranjas é igual a:

- (     ) meia dezena                      (     ) meia dúzia



4. Complete:

Eu tenho 12 bolas. Se eu ganhar mais meia dúzia, vou ficar com ..... dúzia e meia ou ..... bolas.



**VAMOS MONTAR O ÁLBUM DO FOLCLORE?  
PINTE AS FIGURAS DO ALBÚM E COLE NO LUGAR CERTO LENDO  
COM ATENÇÃO.**

# ÁLBUM DO FOLCLORE



# ÁLBUM DO FOLCLORE





# LENDAS

1

MULA-SEM-CABEÇA

2

IARA

3

LOBISOMEM

4

SACI

# SUPERSTIÇÕES E CRENDICES

5

TREVO DE  
QUARTO FOLHAS  
PARA DAR SORTE

6

VER GATO PRETO EM  
UMA SEXTA-FEIRA  
TREZE DÁ AZAR

7

PASSAR EMBAIXO DA  
ESCALA DÁ AZAR E NÃO  
CRESCER MAIS

## CANTIGAS DE NINAR

8

BOI, BOI, BOI  
BOI DA CARA PRETA  
PEGA ESSE MENINO  
QUE TEM MEDO DE CARETA

9

NANA NENEM  
QUE A CUCA VEM PEGAR  
PAPAI FOI PRA ROÇA  
MAMÃE FOI TRABALHA

## CANTIGAS DE RODA

10

PIRULITO QUE BATE, BATE  
PIRULITO QUE JÁ BATEU  
QUEM GOSTA DE MIM É ELA  
QUEM GOSTA DELA SOU EU

11

CIRANDA CIRANDINHA  
VAMOS TODOS CIRANDAR  
VAMOS DAR A MEIA VOLTA  
VOLTA E MEIA VAMOS DAR  
O ANEL QUE TU ME DESTE  
ERA VIDRO E SE QUEBROU  
O AMOR QUE TU ME TINHAS  
ERA POUCO E SE ACABOU

# BRINQUEDOS E BRINCADEIRAS

12

PETECA

13

PIPA

14

PULAR CORDA

15

BOLINHA DE  
GUDE

16

PIÃO

17

CAVALO DE PAU

18

PAU DE SEBO




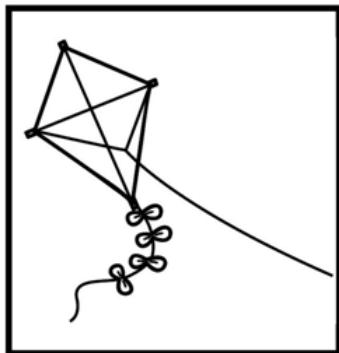


19

FUTEBOL DE  
BOTÃO

20

AMARELINHA

PINTE BEM BONITO, RECORTE E COLE NO LUGAR CERTO DO SEU ÁLBUM.



## **REFERÊNCIAS**

### INTERNET:

- <https://saladatiarafa.blogspot.com/>
- <https://www.soescola.com/2018/12/sugestoes-de-atividades-de-leitura.html>
- <https://blogdaprofessoraedivania.blogspot.com/2012/09/sequencia-de-atividades-dia-dos-pais.html>
- <https://www.soescola.com/2017/07/sequencia-de-atividades-para-o-dia-dos-pais.html>