

# NAJA

N



1. JUNTE OS PONTOS PARA ESCREVER NAJA.

NAJA

NAJA

NAJA

NAJA

NAJA

NAJA

NAJA

NAJA

NAJA


2. COMPLETE AS PALAVRAS COM A LETRA N.

A) 

	O	V	E	L	A
--	---	---	---	---	---

B) 

	A	V	I	O
--	---	---	---	---

D) 

	A	V	E
--	---	---	---

E) 

M	E	L	A		C	I	A
---	---	---	---	--	---	---	---







C) 

T	E	L	E	F	O		E
---	---	---	---	---	---	--	---

3. ENCONTRE OS SETE ERROS NA FIGURA.



REGISTRE A QUANTIDADE:




COMPLETE A SEQUÊNCIA DE NÚMEROS DO 1 AO 30.

1				
	7			10
11		13		
		18	19	
	22	23		
26				30



# ONÇA



1. JUNTE OS PONTOS PARA ESCREVER ONÇA.

ONÇA

ONÇA

ONÇA

ONÇA

ONÇA

ONÇA




ONÇA

ONÇA


ONÇA

2. FORME AS PALAVRAS A PARTIR DAS LETRAS INICIAIS.

O

- V 
- L 
- N 

3. COMPLETE AS LETRAS QUE FALTAM NO QUADRO E ESCREVA AS PALAVRAS.



B	O	R	B	O	L	E	T	A
	O			O		E	T	
B		R	B		L			A

T	A	R	T	A	R	U	G	A
T		R		A	R			A
	A		T			U	G	

**IBIÚNA, 12 DE AGOSTO DE 2021**

**FIGURAS GEOMÉTRICAS PLANAS**

PINTE AS FIGURAS GEOMÉTRICAS DE ACORDO COM AS CORES DA LEGENDA



TRIANGULO




CIRCULO



RETANGULO




QUADRADO



# IBIÚNA, 12 DE AGOSTO DE 2021

CONTE AS FORMAS GEOMÉTRICAS E PINTE NO GRÁFICO DE ACORDO COM AS QUANTIDADES CORRESPONDENTES.



7				
6				
5				
4				
3				
2				
1				
0				

 CÍRCULO  RETÂNGULO  TRIÂNGULO  QUADRADO



IBIÚNA, 13 DE AGOSTO DE 2021

# PELICANO



P

1. JUNTE OS PONTOS PARA ESCREVER PELICANO.

PELICANO

PELICANO

PELICANO

PELICANO

PELICANO

PELICANO

2. JUNTE AS LETRAS E ESCREVA A PALAVRA.

A) P A T O

\_\_\_\_\_

B) P A T E T A

\_\_\_\_\_

C) P A L H A Ç O

\_\_\_\_\_

D) P E I X E


\_\_\_\_\_

E) P O R C O

\_\_\_\_\_






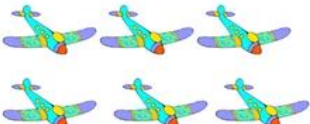




2. DESEMBARALHE AS LETRAS E DESCUBRA O NOME DO ANIMAL.

A V A  
C O L



\_\_\_\_\_

CUBRA OS NÚMEROS PONTILHADOS E COPIE COMO SE LÊ.

	UM 1	UM 1	1	1	1
	DOIS 2	2	2	2	2
	TRÊS 3	3	3	3	3
	QUATRO 4	4	4	4	4
	CINCO 5	5	5	5	5
	SEIS 6	6	6	6	6
	SETE 7	7	7	7	7
	OITO 8	8	8	8	8
	NOVE 9	9	9	9	9
	DEZ 10	10	10	10	10

IBIÚNA, 14 DE AGOSTO DE 2021

LIGUE CADA NÚMERAL AO NOME DELE

3

OITO

2

TRÊS

6

DOIS

8

CINCO

4

UM

5

NOVE

7

SEIS

9

SETE

1

QUATRO



# QUATI



1. JUNTE OS PONTOS PARA ESCREVER QUATI.

QUATI QUATI QUATI

QUATI QUATI QUATI

QUATI QUATI QUATI



2. ENCONTRE AS PALAVRAS DO QUADRO NO CAÇA-PALAVRAS.

QUARTEL  
QUADRO  
QUEIJO  
QUARTO  
QUADRA

L	Q	V	C	X	L	B	Q
Q	U	A	D	R	O	I	U
L	A	Í	M	A	P	G	A
U	D	N	R	W	I	R	R
Z	R	D	A	O	L	E	T
P	A	Q	U	E	I	J	O
S	K	O	A	S	A	A	L
Q	U	A	R	T	E	L	L

2. SEPARE AS SÍLABAS DAS PALAVRAS.

A) **CARRO**

--	--

B) **ESCRITÓRIO**

--	--	--	--	--

C) **FLORESTA**

--	--	--

D) **DOMINGO**

--	--	--

E) **MESA**

--	--

IBIÚNA, 17 DE AGOSTO DE 2021

VAMOS JUNTAR OS NÚMEROS E COLORIR O DESENHO?

VAMOS JUNTAR AS  
DEZENAS COMO NO  
EXEMPLO?



$10+0=$  10

$10+1=$  11

$10+2=$

$10+3=$

$10+4=$

$10+5=$

$10+6=$

$10+7=$

$10+8=$

$10+9=$


**IBIÚNA, 17 DE AGOSTO DE 2021**

PINTE DE ACORDO COM A LEGENDA:


7- MARROM

8- AMARELO

9- VERMELHO



# RINOCERONTE



1. JUNTE OS PONTOS PARA ESCREVER RINOCERONTE.

RINOCERONTE

RINOCERONTE

RINOCERONTE

2. DESEMBARALHE AS SÍLABAS E FORME A PALAVRA.

A) E RO DOR

\_\_\_\_\_

B) DA RO

\_\_\_\_\_

C) DO PI RÁ

\_\_\_\_\_


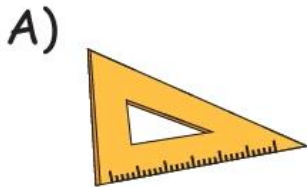
D) TOR TRA

\_\_\_\_\_

E) DO GI RÍ

\_\_\_\_\_

3. LIGUE OS NOMES AOS DESENHOS CERTOS.



LIVRO

TROFÉU


BORRACHA

RÉGUA



## AS ESTAÇÕES DO ANO


1 - CIRCULE AS ROUPAS APROPRIADAS PARA O VERÃO.



2 - QUAL CRIANÇA ESTÁ VESTIDA PARA O INVERNO? CIRCULE.



3 - PARA UM DIA QUENTE DE VERÃO, QUAIS ALIMENTOS PREFERIMOS?

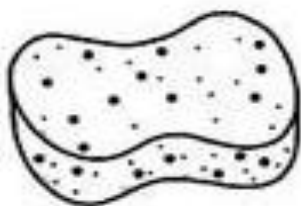


# CIÊNCIAS

## HIGIENE PESSOAL

PARA FAZER A NOSSA HIGIENE, PRECISAMOS USAR ALGUNS OBJETOS.

- OBSERVE TODOS E CIRCULE AQUELES QUE USAMOS PARA A HIGIENE DE NOSSA BOCA.



IBIÚNA, 20 DE AGOSTO DE 2021

FOLCLORE


QUANTAS LETRAS?




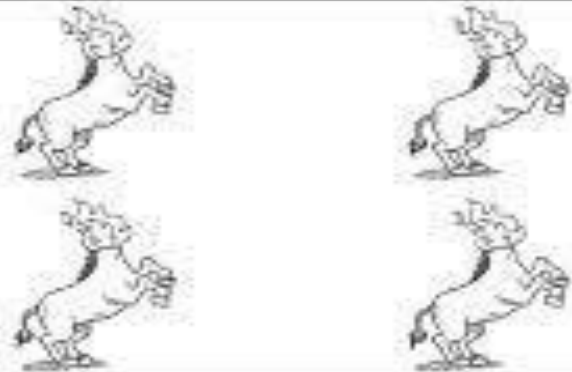
IBIÚNA, 20 DE AGOSTO DE 2021



VAMOS CONTAR QUANTOS ELEMENTOS TEM EM CADA CONJUNTO E PINTAR O QUADRINHO COM O NÚMERO CORRESPONDENTE.

 A group of five cartoon cats. Two are on the left, one in the middle, and two on the right.	<table border="1"><tr><td>4</td><td>5</td></tr><tr><td>3</td><td>6</td></tr></table>	4	5	3	6
4	5				
3	6				


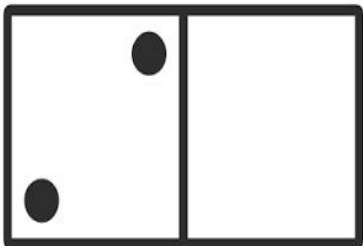

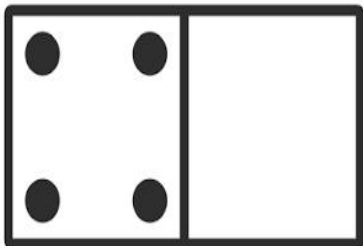
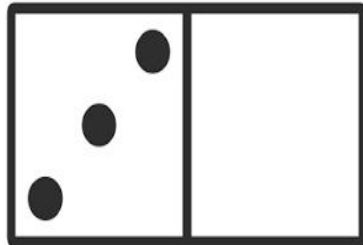
 A group of three cartoon children. Two are on the left and one is in the middle.	<table border="1"><tr><td>4</td><td>5</td></tr><tr><td>3</td><td>6</td></tr></table>	4	5	3	6
4	5				
3	6				

 A group of four cartoon horses. Two are on the left and two are on the right.	<table border="1"><tr><td>4</td><td>5</td></tr><tr><td>3</td><td>6</td></tr></table>	4	5	3	6
4	5				
3	6				




**IBIÚNA, 23 DE AGOSTO DE 2021**

1- FAÇA BOLINHAS DE PAPEL CREPOM E COLE DE ACORCO COM AS QUANTIDADES CORRESPONDENTES.





◆ ESCREVA A LETRA INICIAL DE CADA UM DOS PERSONAGENS FOLCLÓRICOS EM DESTAQUE.



# SAPO

S



1. JUNTE OS PONTOS PARA ESCREVER SAPO.

SAPO

SAPO

SAPO

SAPO

SAPO

SAPO

SAPO

SAPO

SAPO

2. CIRCULE OS DESENHOS QUE COMEÇAM COM A LETRA S.



3. LIGUE CADA DESENHO A SUA SOMBRA.

A)





B)




D)



C)



# TARTARUGA



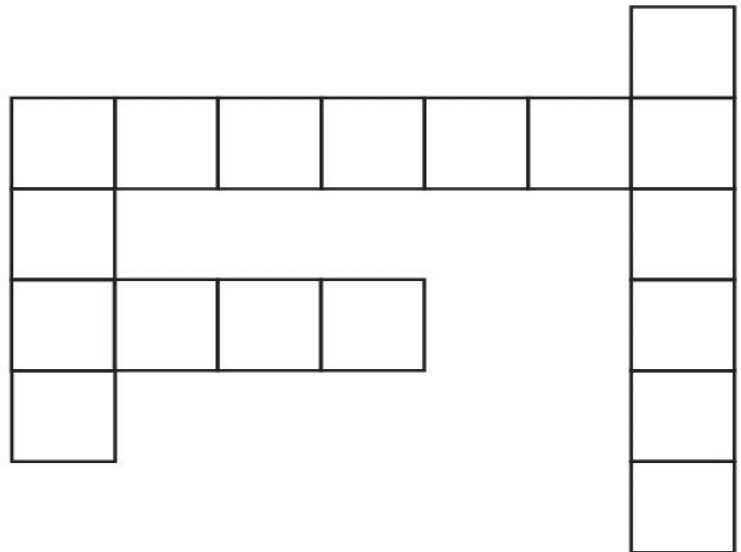
1. JUNTE OS PONTOS PARA ESCREVER TARTARUGA.

TARTARUGA TARTARUGA  
TARTARUGA TARTARUGA  
TARTARUGA TARTARUGA


2. ESCREVA AS PALAVRAS DO QUADRO NA CRUZADINHA.

HORIZONTAL  
TOPEIRA  
TEIA

VERTICAL  
TAPETE  
TATU



3. QUEM ESTÁ COM A EXPRESSÃO DIFERENTE.





# URSO

U



1. JUNTE OS PONTOS PARA ESCREVER URSO.

URSO

URSO

URSO

URSO

URSO




URSO




URSO








URSO

URSO

2. FAÇA A SOMA DAS UVAS.


A)  +   =

B)   +   =

C)     +    =



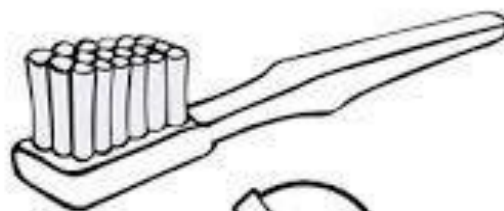
D)  +  =

3. LIGUE OS PONTINHOS E LEVE OS GATINHOS ATÉ OS NOVELO.



## HIGIENE BUCAL

PINTE OS INIMIGOS DA CÁRIE:



PARA CUIDAR DOS NOSSOS DENTES TAMBÉM TEMOS QUE

VISITAR SEMPRE O....






IBIÚNA, 27 DE AGOSTO DE 2021

FINALIZE O DESENHO DA ESCOVA DE DENTE LIGANDO OS PONTOS.



CONTE E REGISTRE.



## REFERÊNCIAS

### Sites:

- ✓ [https://www.google.com/search?q=atividade+higiene+infantil+colorido&source=lnms&tbn=sch&sa=X&ved=2ahUKEwiw342MvZryAhWGILkGHZHvCaAQ\\_AUoAXoECAEQAw&biw=1301&bih=459#imgrc=kvdyXolz1-q0cM&imgdii=v51DR\\_JPyq\\_FOM](https://www.google.com/search?q=atividade+higiene+infantil+colorido&source=lnms&tbn=sch&sa=X&ved=2ahUKEwiw342MvZryAhWGILkGHZHvCaAQ_AUoAXoECAEQAw&biw=1301&bih=459#imgrc=kvdyXolz1-q0cM&imgdii=v51DR_JPyq_FOM)
- ✓ <http://www.educarx.com/2013/11/atividades-sobre-higiene-para-educacao.html?m=1>
- ✓ <https://adeabelha.com.br/?ref=R45233195G>
- ✓ <https://alunoon.com.br/infantil/atividades.php?c=325>
- ✓ @atividadesanosiniciais
- ✓ Materiaispdg.blogspot.com
- ✓ Notebookdaprof.blogspot.com
- ✓ [www.mestredosaber.com.br](http://www.mestredosaber.com.br)

### APOSTILAS EM PDF:

PDF – apostila de atividades ABC21

PDF- apostila de matemática- alfabetinho ABC -atividades para alfabetização