




10^a. APOSTILA DE ESTUDOS ATIVIDADES NÃO PRESENCIAIS 3º BIMESTRE



EDUCAÇÃO INFANTIL

ALUNO:

PROFESSORA: VERGINIA M^a. CASSETARI RAMALHO.

TURMA: FASE II B

DATA DE DEVOLUÇÃO:

E.M "PROF.CALIL RAHAL NETO".

IBIÚNA, 30 DE AGOSTO DE 2021.

NOME: _____

(EI03CG01) (EI03EF02) COM A AJUDA DA FAMÍLIA VAMOS LER O TEXTINHO, E DEPOIS PINTAR DE LÁPIS COLORIDO TODA PALAVRA QUE SE INCIAM COM A LETRA K:

AS QUATRO AMIGAS!

KÁTIA, KELLY, KAREN E KÊNIA.
SÃO GRANDES AMIGUINHAS.
BRINCAM E ESTUDAM SEMPRE JUNTAS.
NINGUÉM SEPARA ESSAS MENINAS.



AGORA COMPLETE O NOME DAS QUATRO AMIGAS COM A LETRA K:

	Á	T	I	A
--	---	---	---	---



	E	L	L	Y
--	---	---	---	---

	A	R	E	N
--	---	---	---	---



	Ê	N	I	A
--	---	---	---	---

NOME: _____ DATA: 30/08/2021

(EI03ET07)

PINTE O NUMERAL QUE CORRESPONDE A QUANTIDADE DAS AMIGUINHAS:



3

5

4

QUANTAS AMIGUINHAS ESTÃO COM AS MÃOZINHAS LEVANTADAS:



3

2

4

QUANTAS AMIGUINHAS TEM A COR DE CABELO VERMELHO:



1

2

3

E.M "PROF.CALIL RAHAL NETO".

IBIÚNA, 31 DE AGOSTO DE 2021.

NOME: _____

(EI03CG05) (EI03EF03) VAMOS PONTILHAR E FAZER A ESCRITA DA LETRA K:



KETCHUP



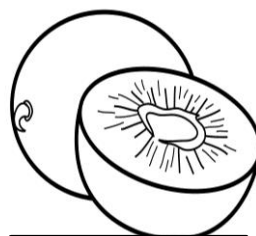
PINTE APENAS OS DESENHOS QUE SE INICIAM COM A LETRA K:



KETCHUP



KOALA




KIWI



GATO



KARAOKÊ



KOMBI



CASA

E.M "PROF.CALIL RAHAL NETO".

NOME: _____ DATA: 31/08/2021

(EI03ET04) VAMOS MONTAR UM POTE DE KATCHUP UTILIZANDO AS FORMAS GEOMÉTRICAS. OBSERVE O DESENHO, DEPOIS RECORTE E COLE AS IMAGENS ENVIADAS PELA PROFESSORA NO QUADRO ABAIXO:



E.M "PROF.CALIL RAHAL NETO".

IBIÚNA, 1 DE SETEMBRO DE 2021.

NOME: _____

(E103EF01) (E103EF07) VAMOS ENCONTRAR A **LETRA K** NOS PRODUTOS ABAIXO E DEPOIS CIRCULAR:

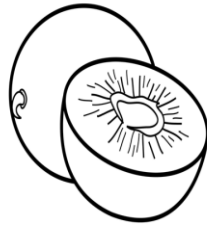


NOME: _____ DATA: 01/09/2021

(EI03EF03) COMPLETE AS IMAGENS ABAIXO COM A LETRA INICIAL K:



ARATÊ



IWI



ETCHUP




OALA

K




AROKÊ



OMBI



IMONO



ELLY

E.M "PROF.CALIL RAHAL NETO".

IBIÚNA, 2 DE SETEMBRO DE 2021.

NOME: _____

**INDEPENDÊNCIA DO BRASIL
7 DE SETEMBRO!**

(EI03CG05) (EI03EF03)

COMPLETE A PALAVRA BRASIL COM AS VOGAIS QUE ESTÃO FALTANDO:

B	R		S		L
---	---	--	---	--	---

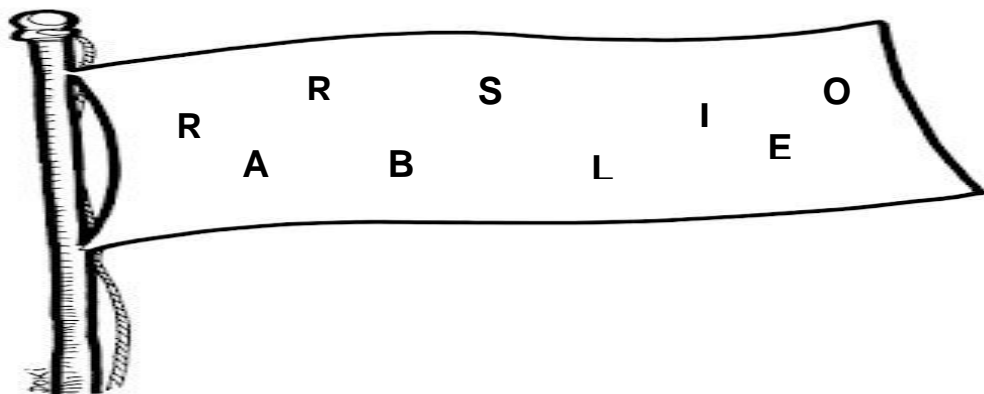
QUANTAS LETRAS TEM A PALAVRA BRASIL ENCONTRE O NUMERAL CORRETO E PINTE DE VERDE:

5

6

5

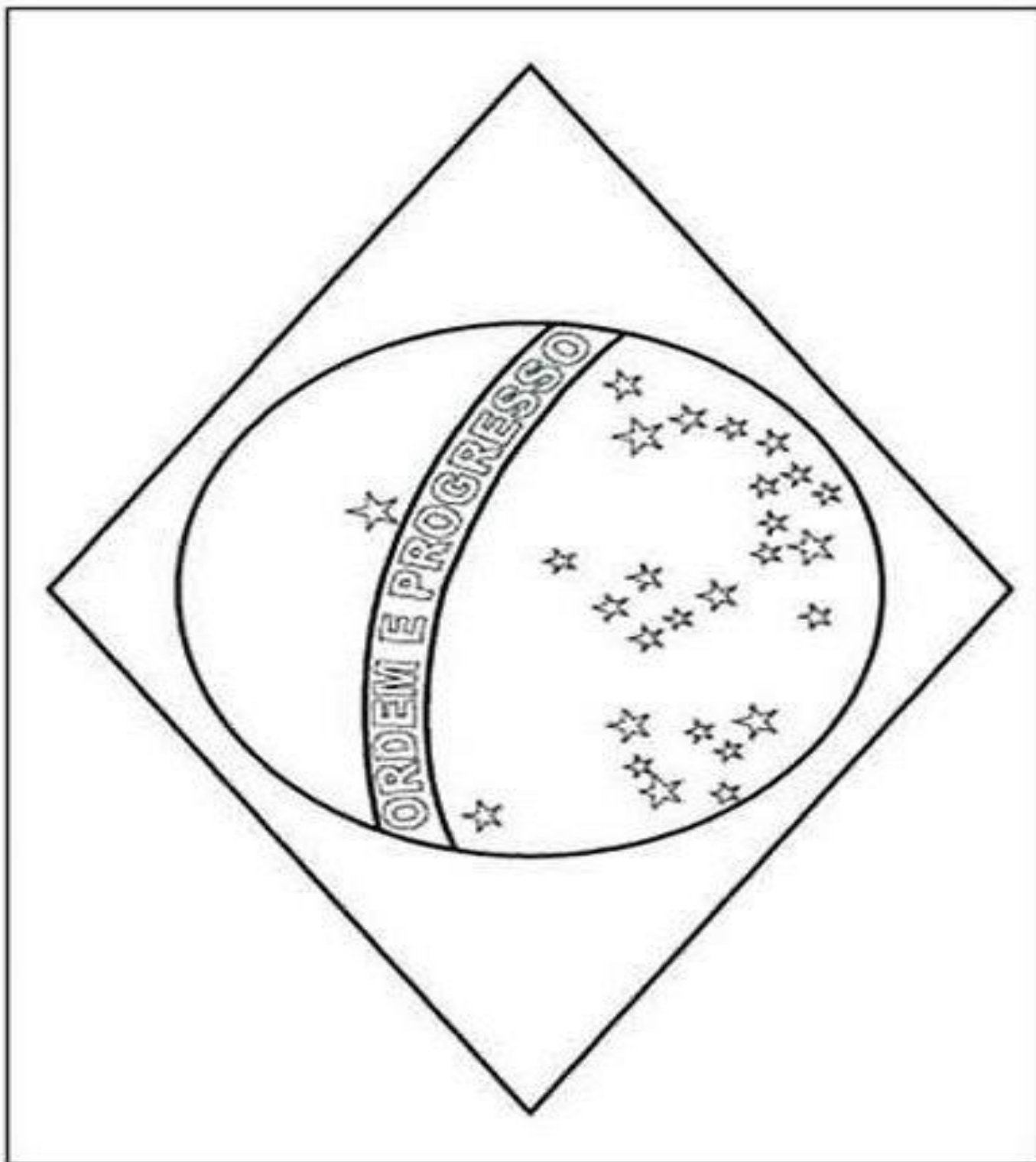
ENCONTRE AS LETRAS QUE FORMAM A PALAVRA BRASIL DENTRO DA BANDEIRA E CIRCULE DE VERDE:



NOME: _____ DATA: 02/09/2021



VAMOS COLAR OS PEDACINHOS DE PAPEL VERDE NO RETÂNGULO, AMARELO NO LOSÂNGO E AZUL NO CÍRCULO. UTILIZAR O MATERIAL ENVIADO PELA PROFESSORA.



E.M "PROF.CALIL RAHAL NETO".

IBIÚNA, 3 DE SETEMBRO DE 2021.

NOME: _____

INDEPENDÊNCIA DO BRASIL

(EI03TS02) (EI03EO06)

7 DE SETEMBRO!

PINTE O DESENHO COM TINTA GUACHE PARA COMEMORAÇÃO DA INDEPENDÊNCIA:



NOME: _____ DATA: 03/09/2021


(EI03ET07) FAÇA UM X, NO NUMERAL QUE INDICA A QUANTIDADE DE FIGURAS EM CADA QUADRADO:
PINTe OS QUADRINHOS EM BRANCO DE ACORDO COM O NÚMERO MARCADO.

1	2	3	4	5	6
---	---	---	---	---	---



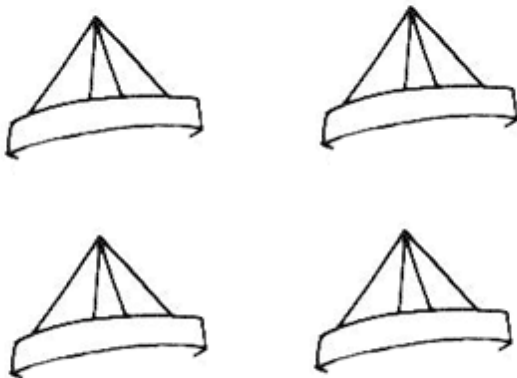
--	--	--	--	--	--

1	2	3	4	5	6
---	---	---	---	---	---



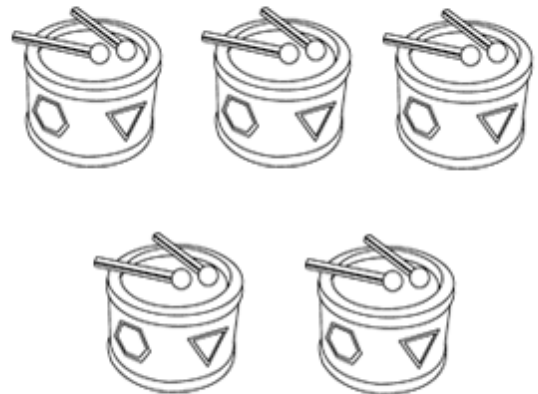
--	--	--	--	--	--

1	2	3	4	5	6
---	---	---	---	---	---



--	--	--	--	--	--

1	2	3	4	5	6
---	---	---	---	---	---



--	--	--	--	--	--

E.M "PROF.CALIL RAHAL NETO".


IBIÚNA, 8 DE SETEMBRO DE 2021.

NOME: _____

(EI03CG01) (EI03EF02) VAMOS CANTAR A MÚSICA DO LIMOEIRO E PINTAR DE VERDE TODA LETRA L QUE ENCONTRAR NA MÚSICA:

LIMOEIRO

MEU LIMÃO, MEU LIMOEIRO,
MEU PÉ DE JACARANDÁ,
UMA VEZ, TINDOLELÊ,
OUTRA VEZ, TINDOLALÁ.



PINTE DE AMARELO AS VOGAIS.

PINTE DE VERDE AS CONSOANTES.



QUANTAS LETRAS APARECEM NA PALAVRA LIMÃO?

QUAL A LETRA INICIAL?













QUAL A LETRA FINAL?



NOME: _____ DATA: 08/09/2021

(EI03ET07)

PINTE E NUMERE OS LIMÕES ABAIXO EM ORDEM CRESCENTE DE 1 AO 10.

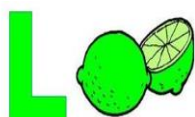


E.M "PROF.CALIL RAHAL NETO".


IBIÚNA, 9 DE SETEMBRO DE 2021.

NOME: _____

(EI03CG05) (EI03EF03) VAMOS PONTILHAR E FAZER A ESCRITA DA LETRA L:



LIMÃO



PINTE APENAS OS DESENHOS QUE SE INICIAM COM A LETRA L:




LATA


LUA




DADO



LIVRO




GATO



LEÃO



BANANA



LOBO



NOME: _____ DATA: 09/09/2021

(EI03EF07)

COMPLETE AS PALAVRAS COM A LETRA INICIAL L E DEPOIS PINTE NO CAPRICHICO:



L U A
[] [] []
[] [U] [A]



L I V R O
[] [] [] [] []
[] [I] [V] [R] [O]



L E Ã O
[] [] [] []
[] [E] [Ã] [O]



L A T A
[] [] [] []
[] [A] [T] [A]



L O B O
[] [] [] []
[] [O] [B] [O]





E.M "PROF.CALIL RAHAL NETO".

IBIÚNA, 10 DE SETEMBRO DE 2021.

NOME: _____

(EI03ET07)

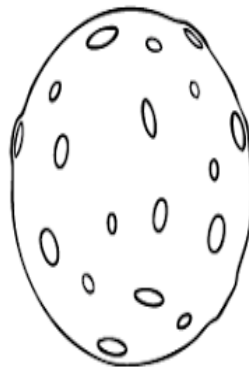
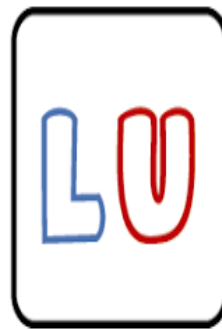


VAMOS CONTAR QUANTOS LIMÕES TEM EM CADA ÁRVORE E DEPOIS REGISTRAR NO QUADRINHO ABAIXO:



NOME: _____ DATA: 10/09/2021

(EI03EF01) (EI03EF03)

PINTE AS IMAGENS E DEPOIS LIGUE À SUA FAMÍLIA SILÁBICA CORRESPONDENTE:



E.M "PROF.CALIL RAHAL NETO".

IBIÚNA, 13 DE SETEMBRO DE 2021.

NOME: _____

(EI03EO04) (EI03TS02) (EI03EF01) (EI03ET03)

RECORTAR, COLAR E COMPLETAR O QUADRO COM OS SERES VIVOS E NÃO VIVOS. UTILIZAR AS IMAGENS ENVIADAS PELA PROFESSORA.



SERES VIVOS SÃO AS
PESSOAS, OS ANIMAIS E
AS PLANTAS.

SERES NÃO VIVOS SÃO
AQUELES QUE NÃO TEM
VIDA, OBJETOS, BRINQUEDOS.

SERES VIVOS

NÃO VIVOS

NOME: _____ DATA: 13/09/2021

(EI03EO04) (EI03TS02) (EI03EF01) (EI03ET03)

RECORTAR, COLAR E COMPLETAR O QUADRO COM OS ANIMAIS DOMÉSTICOS E SELVAGENS. UTILIZAR AS IMAGENS ENVIADAS PELA PROFESSORA.

ANIMAIS DOMÉSTICOS



ANIMAIS SELVAGENS



E.M "PROF.CALIL RAHAL NETO".



IBIÚNA, 14 DE SETEMBRO DE 2021.

NOME: _____


(EI03TS02) (EI03EF01) (EI03ET03)

OBSERVE AS IMAGENS E PINTE O ANIMAL QUE CORRESPONDE EM CADA QUADRINHO:



❖ ANIMAL (TERRESTRE)



❖ ANIMAL (AÉREOS)



❖ ANIMAL (AQUÁTICOS)







❖ ANIMAL QUE RASTEJAM (RÉPTEIS)



NOME: _____ DATA: 14/09/2021

PINTE TODAS AS IMAGENS E DEPOIS LIGUE AO ALIMENTO PREFERIDO DE CADA ANIMAL:

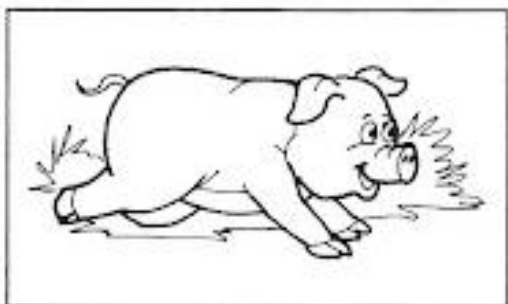
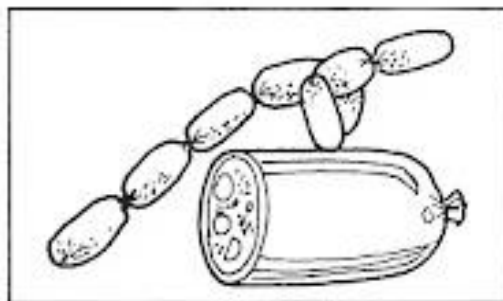






E.M "PROF.CALIL RAHAL NETO".

IBIÚNA, 16 DE SETEMBRO DE 2021.

NOME: _____

PINTE TODAS AS IMAGENS E DEPOIS LIGUE AO ALIMENTO CORRESPONDENTE QUE CADA ANIMAL NOS FORNECE:



NOME: _____ DATA: 16/09/2021

RECORTE E COLE O PAR DE CADA ANIMAL ABAIXO:



BOI




VACA



CAVALO



ÉGUA



CARNEIRO



OVELHA



LEÃO




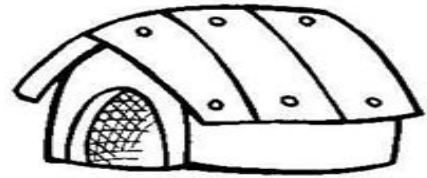

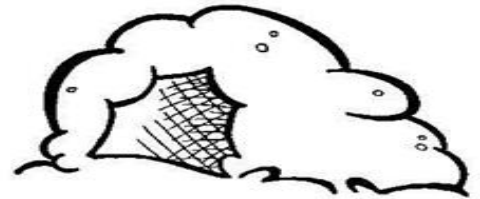

LEOA

E.M "PROF.CALIL RAHAL NETO".

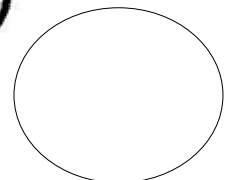

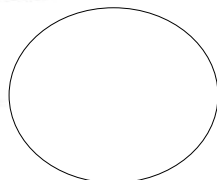

IBIÚNA, 17 DE SETEMBRO DE 2021.

NOME: _____

DESCUBRA ONDE SE ABRIGAM OS ANIMAIS LIGANDO-OS E PARA DEIXAR AINDA MAIS DIVERTIDO VAMOS COLORIR:





QUANTAS PATAS TÊM EM CADA ANIMAL REGISTRE NO CÍRCULO ABAIXO:




NOME: _____ DATA: 17/09/2021

ENCONTRE NA IMAGEM ABAIXO:

- ❖ CIRCULAR DE VERMELHO OS ANIMAIS QUE POSSUEM PELOS.
- ❖ FAZER UM X NOS ANIMAIS QUE POSSUEM PENAS.
- ❖ CIRCULAR DE AZUL OS ANIMAIS QUE POSSUEM ESCAMAS.



RECORTAR E COLAR NA ATIVIDADE DO DIA 31/08/2021



RECORTAR E COLAR NA ATIVIDADE DO DIA 13/08/2021



RECORTAR E COLAR NA ATIVIDADE DO DIA 13/08/2021



RECORTAR E COLAR NA ATIVIDADE DO DIA 16/08/2021



REFERÊNCIAS

https://1.bp.blogspot.com/C_XmOoEUqFw/XdM31k8rW_I/AAAAAAB_do/0YPTaxRApk0kPUrAKH55C6pSfHje-6BwCNcBGAsYHQ/s640/9d2f6f36724e69f55c494df71a3f613c.jpg IMAGENS DA LETRA K.

<https://soloinfantil.com/wp-content/uploads/2015/05/atividade-infantil-independencia-cortar.jpg> BANDEIRA DO BRASIL.

<https://www.educacaoetransformacao.com.br/wp-content/uploads/2018/08/atividades-sobreindependencia-do-brasil-colorir-imprimir-5-1000x1433.png> DESENHO DA INDEPENDENCIA DO BRASIL.

<https://i.pinimg.com/originals/a7/c8/50/a7c850f9d29bb27c5d663181d8949a6e.gif> MATEMÁTICA DA INDEPENDENCIA.

https://docplayer.com.br/docs-images/40/4806832/images/page_7.jpg MUSICA DO LIMOEIRO

<https://3.bp.blogspot.com/Ze5BW5fE0xU/V0uOCQkil/AAAAAAAi48/3t1F7cu2zpUWFLizQSHsHbcnC9UIZbgCLcB/s1600/A%2BLetra%2Bdo%2BDia%2B%25C3%25A9%2BL%2Bpgp.jpg> IMAGENS DA LETRA L.

<https://i.pinimg.com/originals/d8/f6/64/d8f664ae1d6ec19db689de8a81bfcab9.jpg> COMPELTE DA LETRA L.

https://2.bp.blogspot.com/TmQor8v6IA/WNuPJwol/AAAAAAAEzQ/mOuQt_nzgRIFjqO2fjkn80p7UZFz4PQCLcB/s640/S%25C3%258DLABA_L-02.png FAMILIA SILABICA DO L.

<https://az779572.vo.msecnd.net/screens-800/4913f378fdb84112bb7fbb6df98fc88f> IMAGENS DE SERES VIVOS E NÃO VIVOS.

<https://az779572.vo.msecnd.net/screens-400/409ca571dd3741c0b51908d4bde4423f> ANIMAIS DOMESTICOS E SLVAGENS.

https://files.liveworksheets.com/def_files/2021/2/9/102091856071334986/102091856071334986001.jpg ALIMENTO DOS ANIMAIS.

<https://3.bp.blogspot.com/mf3vJ5tuVgE/UCx39Wla8gl/AAAAAAACB8/1YE5l2g13Zs/s640/Atividades+1%C2%B0+ano+-+animais+-+alimento-produz.jpg> ANIMAL ALIMENTOS.