



PREFEITURA DA ESTÂNCIA TURÍSTICA DE
IBIÚNA
Por uma Ibiúna próspera. Investindo no presente, gerando o futuro.



E.M “VEREADOR LOURIVAL CORREIA DE ARAÚJO”

FASE II “A” – PROFESSORA MARIANA

10ª REMESSA DE ATIVIDADES REMOTAS – DE 30/08 Á 17/09

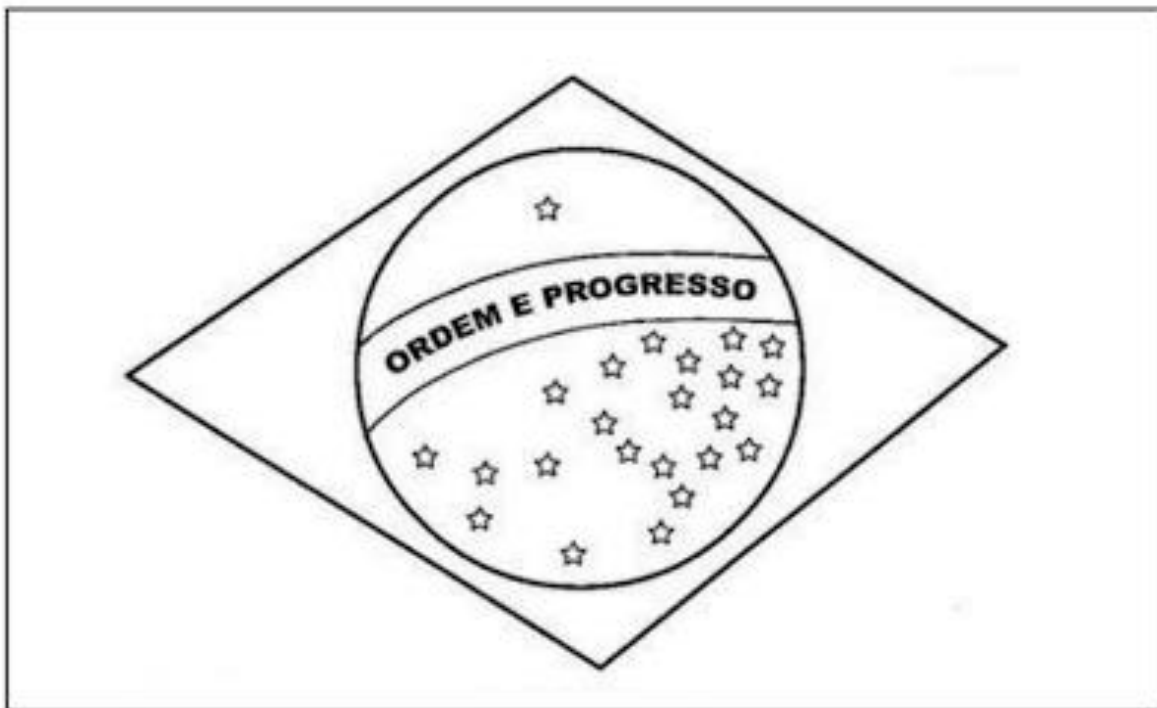
ENTREGA 30/08 DEVOLUÇÃO 20/09



DATA 30/08/2021

SEMANA DA PÁTRIA!

AMOR! PINTE BEM BEM BONITO A BANDEIRA DA
NOSSA PÁTRIA



AGORA RECORTE LETRAS DE JORNAIS E/OU REVISTAS
E COLE FORMANDO O NOME DA NOSSA PÁTRIA.

--	--	--	--	--	--

VAMOS CONHECER A HISTÓRIA DA INDEPENDÊNCIA DO BRASIL?


VÍDEO - <https://www.youtube.com/watch?v=iGCTvGDz310&t=80s>

DATA 31/08/2021

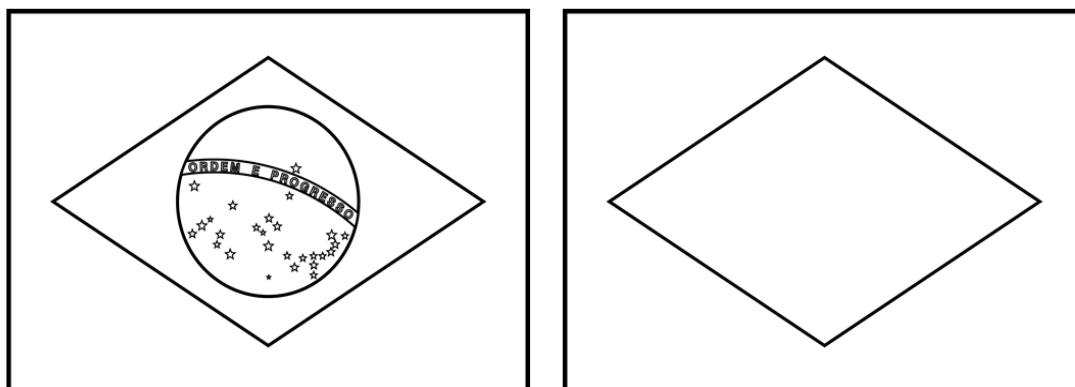
1. CIRCULE AS LETRAS QUE FALTAM PARA QUE BINHO COMPLETE O NOME DO NOSSO PAÍS NO DIAGRAMA:

A B C 4
I O U
E H

B R S L



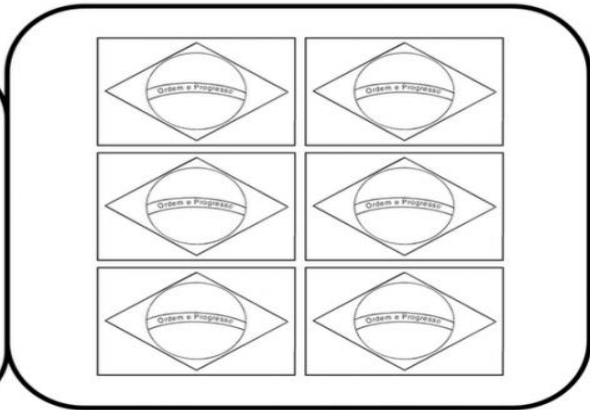
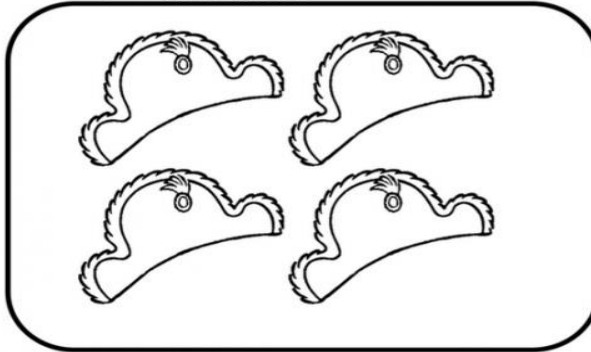
2. COMPLETE BANDEIRA NACIONAL, DESENHANDO O QUE ESTÁ FALTANDO NELA:




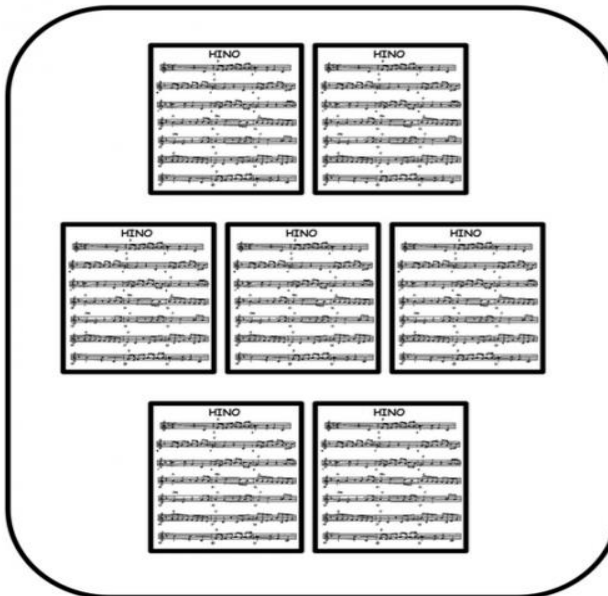
DATA 31/08/2021



VAMOS LIGAR CADA CONJUNTO DE FIGURAS AO NÚMERO CORRESPONDENTE!



- 1
- 2
- 3
- 4
- 5
- 6
- 7
- 8
- 9



DATA 01/09/2021

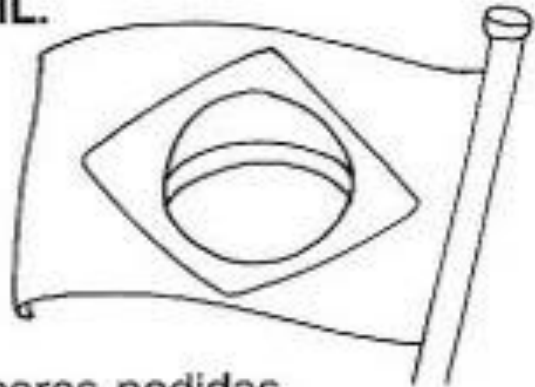
NOSSA BANDEIRA

Regina C. Villaça Lima



TODA REPLETA DE ESTRELAS
NAS CORES: AMARELA, VERDE, BRANCA E AZUL
NÃO EXISTE BANDEIRA MAIS BELA
DO QUE A NOSSA DO BRASIL.

NO DIA DEZENOVE
FESTEJAMOS O SEU DIA
VIVA, VIVA A BANDEIRA,
A BANDEIRA DO BRASIL!



- Colar pedaços de papel nas cores pedidas.

AZUL	AMARELO	BRANCO	VERDE

DATA 01/09/2021

7 DE SETEMBRO
INDEPENDÊNCIA DO BRASIL!



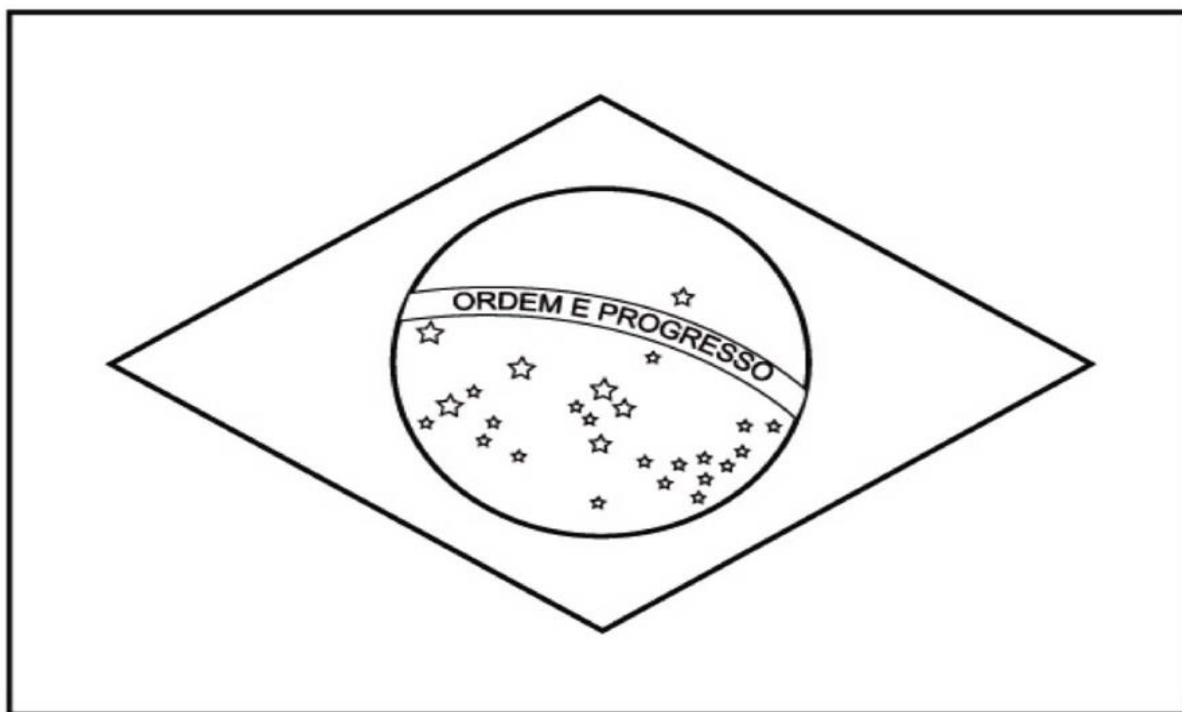
OBSERVE O DESENHO ACIMA E RESPONDA:

- 1- QUANTOS CAVALOS HÁ NO DESENHO? _____
- 2- QUANTAS CRIANÇAS ESTÃO EM CIMA DOS CAVALOS? _____
- 3- QUANTAS CRIANÇAS ESTÃO FORA DOS CAVALOS? _____
- 4- QUANTAS CRIANÇAS HÁ AO TODO NO DESENHO? _____

DATA 02/09/2021



- PINTE A BANDEIRA DO BRASIL UTILIZANDO AS CORES CORRETAS.



- CUBRA O PONTILHADO FORMANDO A FRASE.

BRASIL,

EUTE AMO!

DATA 02/09/2021

Faça um X no numeral que indica a quantidade de figuras em cada quadrado.


Pinte os quadradinhos em branco de acordo com o número marcado.

1	2	3	4	5	6
---	---	---	---	---	---



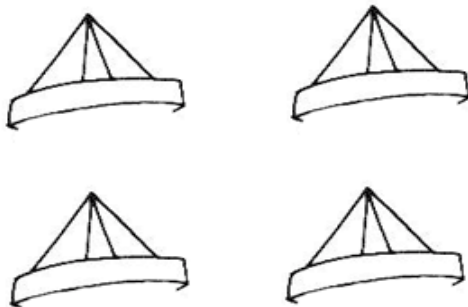
--	--	--	--	--	--

1	2	3	4	5	6
---	---	---	---	---	---




--	--	--	--	--	--

1	2	3	4	5	6
---	---	---	---	---	---



--	--	--	--	--	--

1	2	3	4	5	6
---	---	---	---	---	---



--	--	--	--	--	--

DATA 03/09/2021



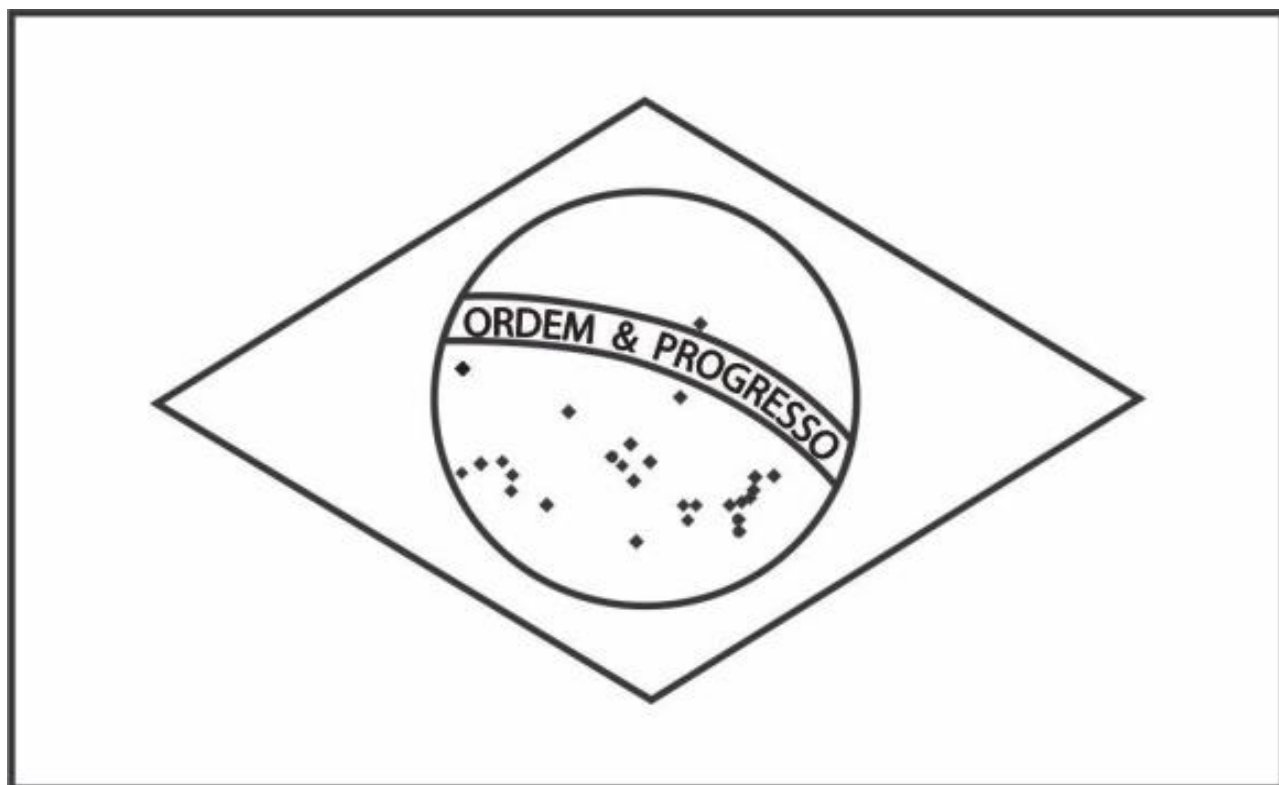
VAMOS APRENDER A FAZER UM MOSAICO NA BANDEIRA DO BRASIL?

VÍDEO - <https://www.youtube.com/watch?v=25Oqds51k0g>

**AGORA QUE VOCÊ JÁ ASSISTIU O VÍDEO E JÁ SABE COMO SE FAZ UM MOSAICO,
VAMOS ENFEITAR A BANDEIRA DO BRASIL?**


**PODE COLOCAR QUALQUER TIPO DE PAPEL DESDE QUE SEJA DAS CORES
CORRETAS.**

CAPRICHE!!!



DATA 08/09/2021

ESCREVA A LETRA INICIAL DE CADA DESENHO, LEMBRANDO QUE TODOS
COMEÇAM COM AS VOGAIS **A - E - I - O - U**



Empty dashed box for writing the initial letter of the airplane.

Empty dashed box for writing the initial letter of the globe.

Empty dashed box for writing the initial letter of the church.

Empty dashed box for writing the initial letter of the egg.

Empty dashed box for writing the initial letter of the teddy bear.



Empty dashed box for writing the initial letter of the sneaker.

Empty dashed box for writing the initial letter of the sword.

Empty dashed box for writing the initial letter of the glasses.

Empty dashed box for writing the initial letter of the rainbow.

Empty dashed box for writing the initial letter of the syringe.




Empty dashed box for writing the initial letter of the bus.

Empty dashed box for writing the initial letter of the palm tree.

Empty dashed box for writing the initial letter of the pineapple.

Empty dashed box for writing the initial letter of the unicorn.

Empty dashed box for writing the initial letter of the elephant.



Empty dashed box for writing the initial letter of the grapes.

Empty dashed box for writing the initial letter of the diamond ring.


Empty dashed box for writing the initial letter of the eggplant.


Empty dashed box for writing the initial letter of the nail polish.


Empty dashed box for writing the initial letter of the bone.


DATA 08/09/2021


PINTE A LETRA INICIAL, E COMPLETE O NOME DO DESENHO.


	G
	J
	H
<input type="text"/>	ATO

	P
	F
	V
<input type="text"/>	ACA

	F
	D
	S
<input type="text"/>	OL

	Q
	C
	M
<input type="text"/>	ÃO

	N
	L
	T
<input type="text"/>	EÃO

	B
	M
	S
<input type="text"/>	ALA

DATA 09/09/2021

FAMÍLIA SILÁBICA

B

UNA A LETRA B COM CADA VOGAL E FORME AS SÍLABAS:

A diagram illustrating the syllabic family of the letter 'B'. On the left, a blue-outlined letter 'B' is enclosed in a rounded square. Five arrows point from this 'B' to five separate rounded squares, each containing a red-outlined vowel: 'A', 'E', 'I', 'O', and 'U'. To the right of each vowel square is an empty rounded rectangular box, intended for the student to write the syllable formed by combining the letter 'B' with the corresponding vowel.

VAMOS CONHECER A FAMÍLIA SILÁBICA DO “B”?

VÍDEO - <https://www.youtube.com/watch?v=1g1Gg4TK3eY>

DATA 10/09/2021

FAMÍLIA SILÁBICA

B

LIGUE:

BA



BE



BI



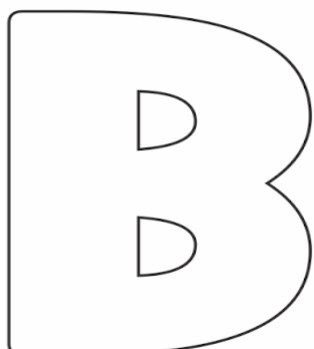
BO




BU




DATA 10/09/2021




BA BE BI
BO BU




PINTE A SÍLABA INICIAL DE CADA DESENHO.




BA BE BI
BO BU



BU BI BO
BE BA



BA BE BI
BO BU



BU BI BO
BE BA


DATA 13/09/2021

1- TOQUE NA SÍLABA PARA OUVIR O SEU SOM E INDIQUE AS IMAGENS CUJOS NOMES COMEÇAM COM A SÍLABA EM DESTAQUE.

BA



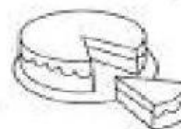
BE




BI



BO



BU




BÃO



DATA 13/09/2021


COMPLETE AS PALAVRAS COM AS SÍLABAS **BA – BE – BI – BO – BU**




		L	A
--	--	----------	----------



		B	Ê
--	--	----------	----------



		C		I		C		L		E		T		A
--	--	----------	--	----------	--	----------	--	----------	--	----------	--	----------	--	----------



		R		B		O		L		E		T		A
--	--	----------	--	----------	--	----------	--	----------	--	----------	--	----------	--	----------



		L	E
--	--	----------	----------

DATA 14/09/2021

FAMÍLIA SILÁBICA

C

UNA A LETRA C COM CADA VOGAL E FORME AS SÍLABAS:

A diagram illustrating the syllabic family of the letter 'C'. On the left, a blue-outlined box contains the letter 'C'. Five arrows point from this box to five separate boxes, each containing a red-outlined vowel: 'A', 'E', 'I', 'O', and 'U'. To the right of each vowel box is an empty rounded rectangular box, intended for the student to write the resulting syllable.

VAMOS CONHECER A FAMÍLIA SILÁBICA DO “C”?

VÍDEO - <https://www.youtube.com/watch?v=h2q-Cecoona>

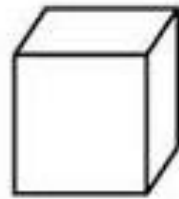
DATA 15/09/2021

FAMÍLIA SILÁBICA

C

LIGUE:

CA



CE



CI



CO



CU



DATA 15/09/2021

FAMÍLIA SILÁBICA

CA CE CI CO CU


1- COMPLETE AS PALAVRAS COM O SOM INICIAL:



MA



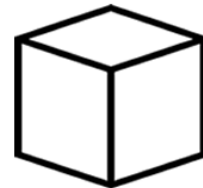
NOURA



RCO



PO



BO

DATA 16/09/2021

LETRAS E SÍLABAS

1 - SEPARE EM CADA QUADRO, AS LETRAS E AS SÍLABAS DAS PALAVRAS



SAPO			



PIPA			



PATO			




GATO			



DADO			



MAÇÃ			



FOCA			



BOLA			

DATA 16/09/2021

PINTE AS SÍLABAS QUE FORMAM OS NOMES DOS DESENHOS.




SAPO

SA	PE	PI
PA	SE	PO
SU	PU	SI
SO	SÃO	PÃO




GATO

TA	TI	GU
GA	TE	TÃO
TO	GO	TU
GE	GÃO	GI



RATO

RA	TA	RU
TE	RE	TI
TO	TU	RI
RO	RÃO	TÃO



CAFÉ

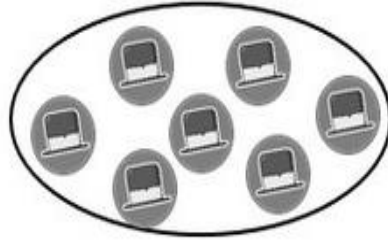
CE	FA	CO
CÃO	CI	FO
FI	CA	FÉ
CU	FU	FÃO

DATA 17/09/2021

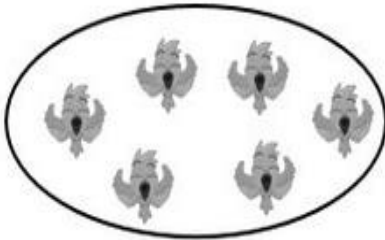
Ligue os numerais aos conjuntos correspondentes:




1



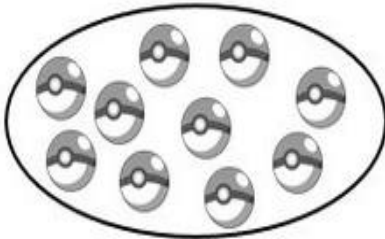
2



3



4



5



6




7



8



9



10

DATA 17/09/2021

Complete os conjuntos com o número de elementos indicado.

Observe o exemplo:

