

E.M. JOÃO JOSÉ DA SILVA

APOSTILA 10

PERÍODO DE 30 DE AGOSTO Á 17 DE SETEMBRO

DATA DA ENTREGA: 20 DE SETEMBRO



PROFESSORA: FILOMENA

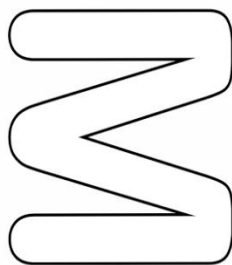

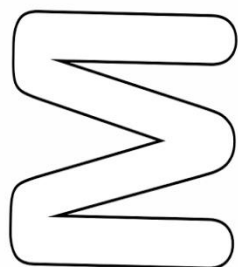
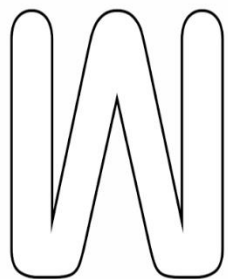
PRIMEIRO ANO

NOME DO ALUNO:

CRONOGRAMA:

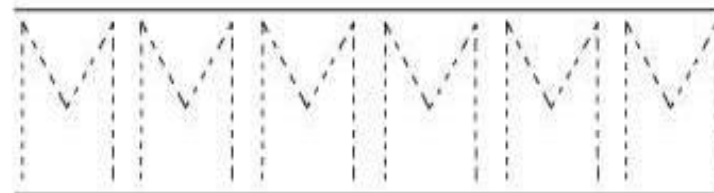
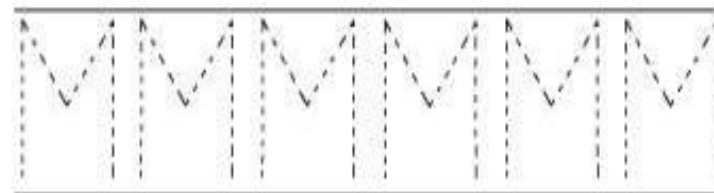
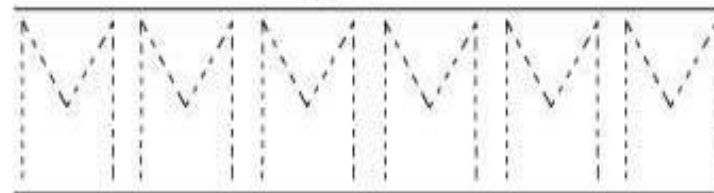
30/08	ESTUDANDO A LETRA M
31/08	SEQUÊNCIA NUMÉRICA
01/09	LABIRINTO
02/09	CIRCULE DE ACORDO COM O QUE SE PEDE
03/09	ATIVIDADE COORDENAÇÃO MOTORA
08/09	NÚMEROS – RECORTE E COLE
09/09	LIGUE CORRETAMENTE
10/09	COMPLETE O ROSTO
13/09	LETRA N – NUVEM- COORDENAÇÃO MOTORA
14/09	NÚMERO 9
16/09	LETRA P
17/09	PINTAR AS BOLINHAS DO PATINHO -
	COBRIR O TRACEJADO

VAMOS ENCONTRAR E PINTAR A LETRA INICIAL DO NOME DO ANIMAL?



Ideia Criativa

CUBRA A LETRA M:

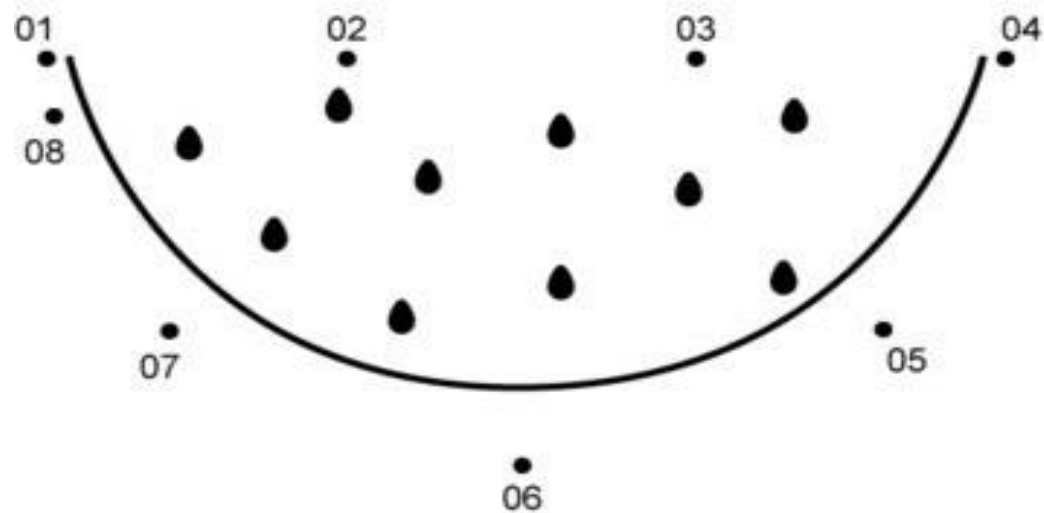


Para brincar com o labirinto, basta imprimir esta página e depois ajude a Nina a chegar logo em sua casa para lanche. Divirta-se!



© SMARTKIDS

Ligue os pontinhos e descubra a fruta que aparece.



www.melancia.com

LINGUAGEM



LEIA A FRASE E CIRCULE A IMAGEM QUE ELA REPRESENTA.

A MEIA É AMARELA.



O MACACO PULA.




A MALA ESTÁ ABERTA.



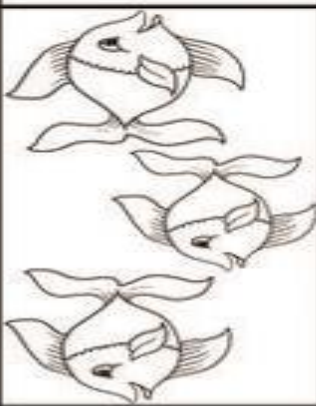




Atividades de Coordenação Motora

Cubra a maçã usando lá vermelha e depois cole papel picado dentro dela.









NÚMEROS

RECORTE OS NÚMEROS E COLE NO QUADRADO CERTO.


				

✂

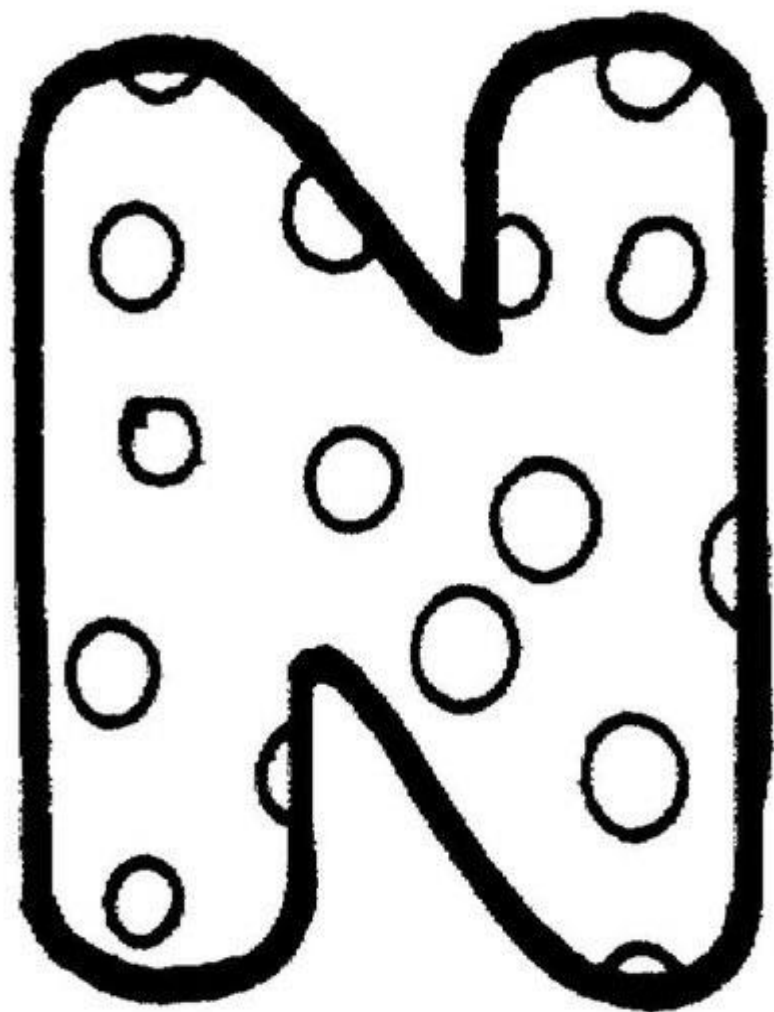
				
---	---	---	---	---



 NOME:
 PROFESSORA:
 COMPLETE O ROSTO.

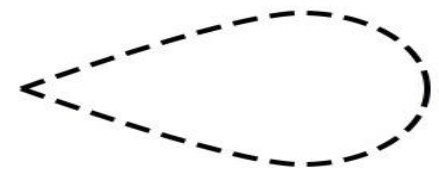
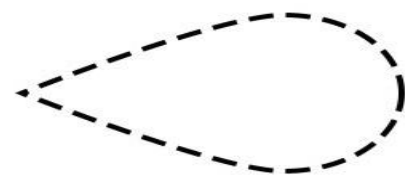
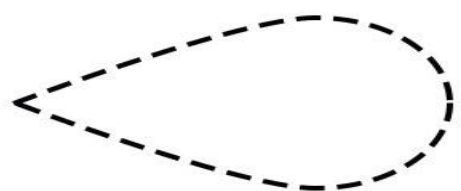

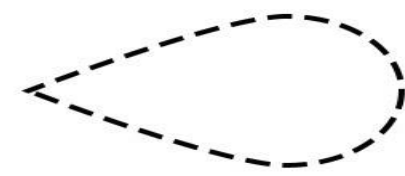
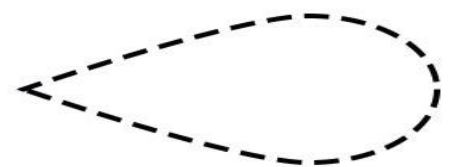
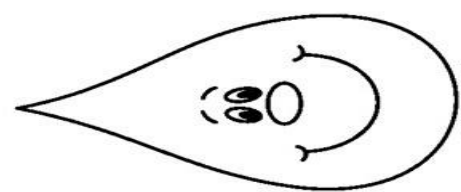
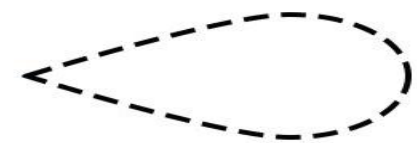



Letra N

A blue rectangular area with a grid of words starting with the letter 'N'. At the top center is an illustration of a bride in a white dress and veil, holding flowers. To her right is the word "NOIVA". Below this, there is a 3x4 grid of words, each with a small icon to its left. The words are: NOVE (with a number 9), NOVELO (with a red balloon), NAVE (with a rocket), NINHO (with a bird's nest), NÓ (with a knot), NAVIO (with a ship), NOIVA (with a bride), NARIZ (with a nose), NEVE (with snow), NUVEM (with a cloud), NEMO (with a clownfish), and NATAÇÃO (with a swimmer).

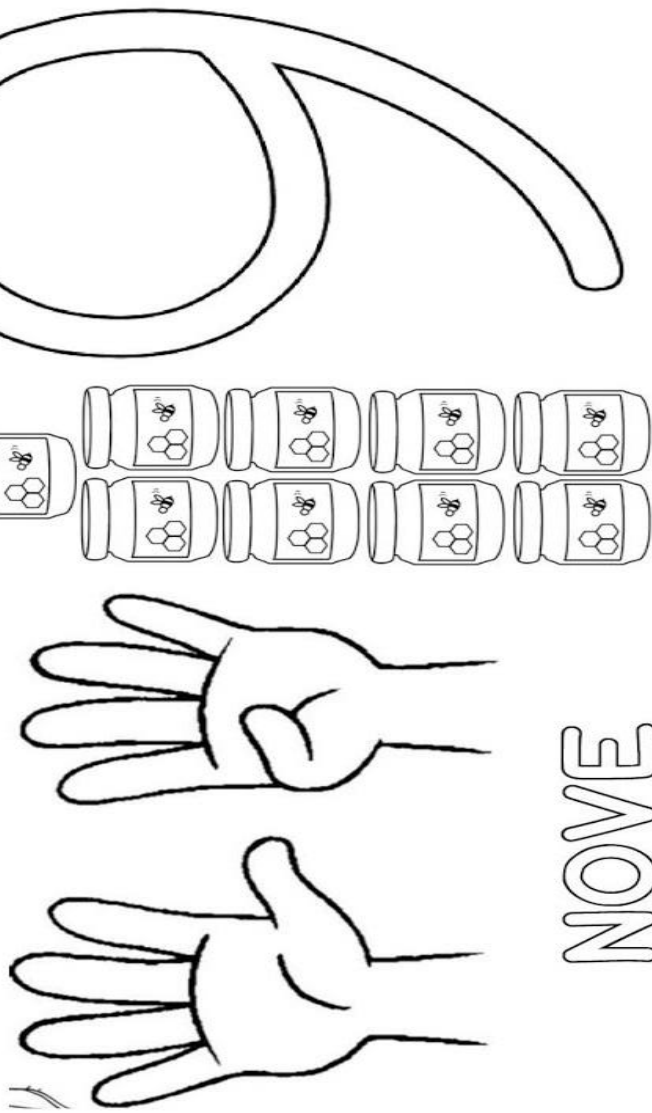
 NOVE	 NOVELO	 NAVE	 NINHO
 NÓ	 NAVIO	 NOIVA	 NARIZ
 NEVE	 NUVEM	 NEMO	 NATAÇÃO

A CHUVA MOLHA A TERRA E FAZ CRESCER AS PLANTAS...




APRENDENDO OS NUMERAIS


1. Pinte o numeral 9 com cola colorida.



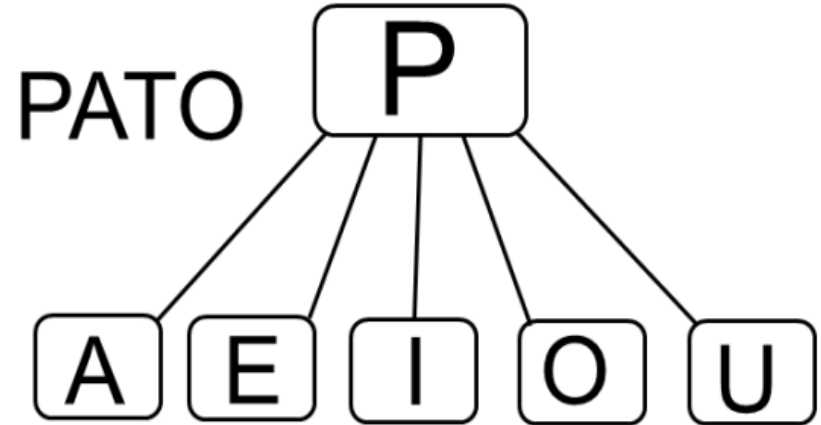
NOVE

2. Agora vamos treinar o traçado do numeral?








1. VAMOS FORMAR SÍLABAS!




2. LEIA, ESCREVA AS PALAVRAS E CIRCULE AS SÍLABAS ACIMA.

 PIPA _____



 PIPOCA _____

 PANELA _____

PINTE AS BOLINHAS



LEVE CADA CRIANÇA AO SEU PIRULITO
COBRINDO OS TRACEJADOS.



REFERÊNCIAS:

<https://www.google.com/search?q=atividades+com+PIRULITO+para+educa%C3%A7%C3%A3o+infantil+AUTISTA&tbm=isch&ved=2ahUKewj2wvChrM3yAhUXArkGHcMDCpMQ2->

[cCegQIABAA&oq=atividades+com+PIRULITO+para+educa%C3%A7%C3%A3o+infantil+AUTISTA&gs_lcp=CgNpbWcQA1DE_hFY2J4SYJepEmgAcAB4AIABb4gBkggSAQQxMy4xmAEAoAEBqgELZ3dzLXdpei1pbWfAAQE&sclient=img&ei=x9QmYbbDCpeE5OUPw4eomAk&bih=625&biw=1349&hl=pt-BR#imgrc=s6_6WS13qQrMiM](https://www.google.com/search?q=atividades+com+PIRULITO+para+educa%C3%A7%C3%A3o+infantil+AUTISTA&gs_lcp=CgNpbWcQA1DE_hFY2J4SYJepEmgAcAB4AIABb4gBkggSAQQxMy4xmAEAoAEBqgELZ3dzLXdpei1pbWfAAQE&sclient=img&ei=x9QmYbbDCpeE5OUPw4eomAk&bih=625&biw=1349&hl=pt-BR#imgrc=s6_6WS13qQrMiM)

<https://br.pinterest.com/pin/749849406707499765/>

[https://br.pinterest.com/search/pins/?q=ATIVIDADES%20COM%20PIRULITO&rs=typed&term_meta\[\]=ATIVIDADES%7Ctyped&term_meta\[\]=COM%7Ctyped&term_meta\[\]=PIRULITO%7Ctyped](https://br.pinterest.com/search/pins/?q=ATIVIDADES%20COM%20PIRULITO&rs=typed&term_meta[]=ATIVIDADES%7Ctyped&term_meta[]=COM%7Ctyped&term_meta[]=PIRULITO%7Ctyped)

<https://br.pinterest.com/pin/51791464453677174/>

<https://www.google.com/search?q=atividades+com+PIRULITO+para+educa%C3%A7%C3%A3o+infantil+AUTISTA&tbm=isch&ved=2ahUKewj2wvChrM3yAhUXArkGHcMDCpMQ2->

[cCegQIABAA&oq=atividades+com+PIRULITO+para+educa%C3%A7%C3%A3o+infantil+AUTISTA&gs_lcp=CgNpbWcQA1DE_hFY2J4SYJepEmgAcAB4AIABb4gBkggSAQQxMy4xmAEAoAEBqgELZ3dzLXdpei1pbWfAAQE&sclient=img&ei=x9QmYbbDCpeE5OUPw4eomAk&bih=625&biw=1349&hl=pt-BR#imgrc=s6_6WS13qQrMiM](https://www.google.com/search?q=atividades+com+PIRULITO+para+educa%C3%A7%C3%A3o+infantil+AUTISTA&gs_lcp=CgNpbWcQA1DE_hFY2J4SYJepEmgAcAB4AIABb4gBkggSAQQxMy4xmAEAoAEBqgELZ3dzLXdpei1pbWfAAQE&sclient=img&ei=x9QmYbbDCpeE5OUPw4eomAk&bih=625&biw=1349&hl=pt-BR#imgrc=s6_6WS13qQrMiM)

<https://www.google.com/search?q=atividades+com+PIRULITO+para+educa%C3%A7%C3%A3o+infantil+AUTISTA&tbm=isch>

<https://i0.wp.com/clubedasletrinhas.com/wp-content/uploads/2020/11/Slide13.png?resize=640%2C924&ssl=1>

<https://www.google.com/search?q=atividades+com+a+letra+p+para+educa%C3%A7%C3%A3o+infantil+AUTISTA&tbm=isch>

<https://www.google.com/search?q=MATEMATICA+PARA+AUTISTA+1%C2%B0+ANO&tbm=isch>