

E.M.MUNDO ENCANTADO
Prof.Rosilene Oliveira Lima Galduroz

NOME DO ALUNO:

Prof.Carla Patrícia de Lima
Ano / Série: Fase II A

Atividades referentes ao período:
20/09 à 28/09

Data da retirada: 20/09





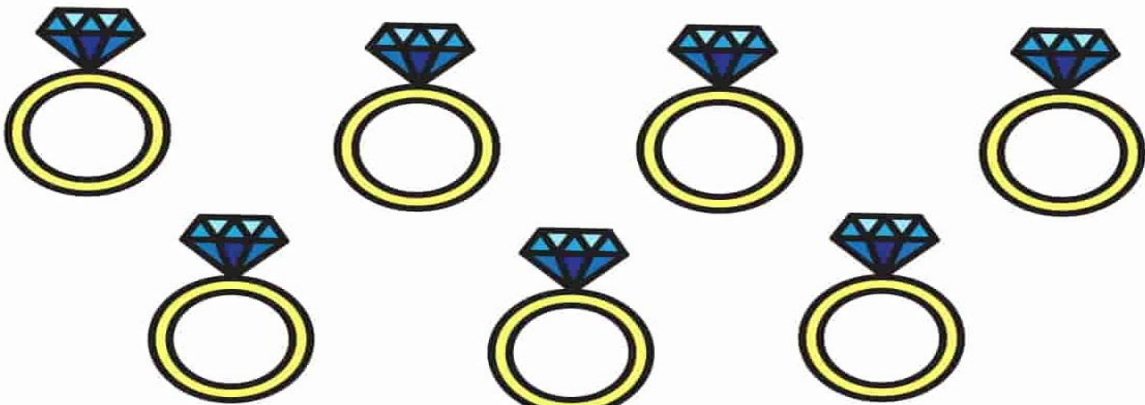
20/09	1-VAMOS FAZER A CONTAGEM E A RESPOSTA:	13- COLOQUE OS NUMERAIS:
21/09	2-PINTE AS LETRAS FORMANDO NOME: 3-CONTE E PINTE O NUMERAL CORRESPONDENTE:	HISTÓRIA A JOANINHA SEM PINTAS
22/09	4-VAMOS UNIR AS LETRAS FORMANDO SÍLABAS: 5- COMPLETE COM A FAMÍLIA SILÁBICA:	MÚSICA SÍLABAS S
23/09	6- RECORTE E COLE RELACIONANDO O NUMERAL À QUANTIDADE: 7- CONTE E PINTE O NUMERAL CORRESPONDENTE:	MÚSICA ANTECESSOR E SUCESSOR
24/09	8- COMPLETE COM NUMERAIS E COM QUANTIDADES NOS DOMINÓS	14- PINTE COM A COR INDICADA E A QUANTIDADE QUE SE PEDE: MÚSICA CORES
27/09	9-VAMOS UNIR AS LETRAS FORMANDO SÍLABAS: 10- COMPLETE COM A FAMÍLIA SILÁBICA:	MÚSICA SÍLABAS T
28/09	11-COLE A QUANTIDADE DE PINTAS RELACIONADAS AO NUMERAL: 12-RECORTE E COLE CADA JOANINHA RELACIONANDO O NUMERAL À QUANTIDADE:	



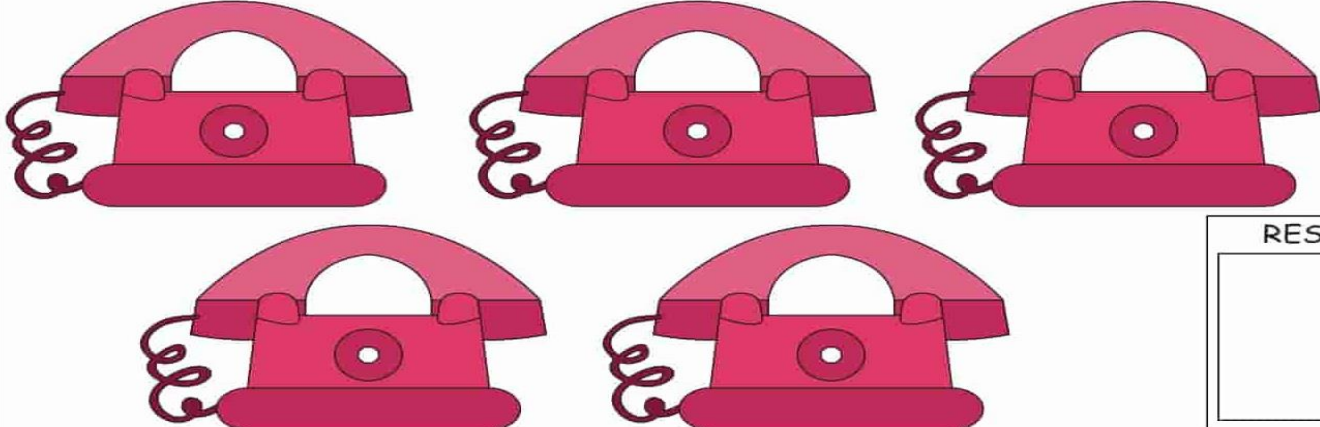
NOME DO ALUNO: _____

1-VAMOS FAZER A CONTAGEM E REGISTRAR A RESPOSTA:


CONTE E RESPONDA QUANTOS TEM.



RESPOSTA



RESPOSTA



RESPOSTA



NOME DO ALUNO: _____

2-PINTE AS LETRAS FORMANDO O SEU NOME:

Você gosta de doces?
Maicon adora doces. Ele comprou muitos pirulitos e colocou todos eles em um potinho na sua estante.

V C X Z
B J K L
H O A N
I P M R E
G S T
D F Y A W
Q

Encontre o pirulito onde está a inicial do seu nome e pinte-o de vermelho.



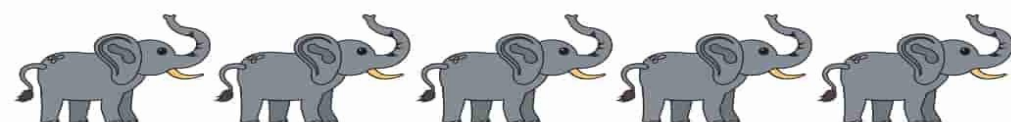
NOME DO ALUNO: _____

3-CONTE E PINTE O NUMERAL CORRESPONDENTE:

CONTE QUANTAS FIGURAS TEM EM CADA CONJUNTO E PINTE O QUADRADINHO COM NÚMERO CORRESPONDENTE.




9	7
6	5



6	3
5	4



2	5
4	3



7	6
3	2



NOME DO ALUNO: _____

4-VAMOS UNIR AS LETRAS FORMANDO SÍLABAS:

FAMÍLIA SILÁBICA

S

UNA A LETRA **S** COM CADA VOGAL E FORME AS SÍLABAS:

S	A	
	E	
	I	
	O	
	U	



NOME DO ALUNO: _____

5- COMPLETE COM A FAMÍLIA SILÁBICA:

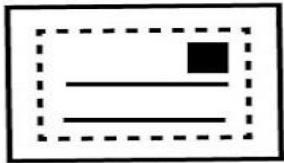
FAMÍLIA SILÁBICA

S


COMPLETE AS PALAVRAS COM **SA, SE, SI, SO** OU **SU**:




		P	A	T	O
--	--	---	---	---	---



		L	O
--	--	---	---



		N	O
--	--	---	---



		L
--	--	---



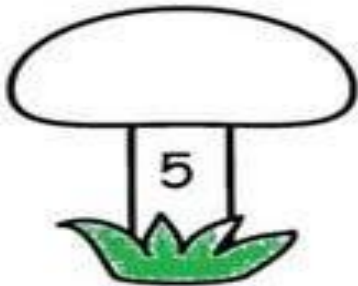

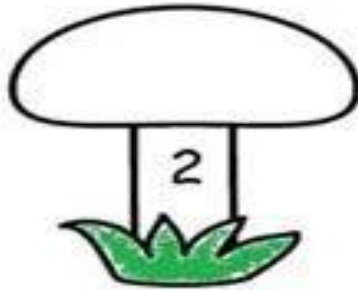
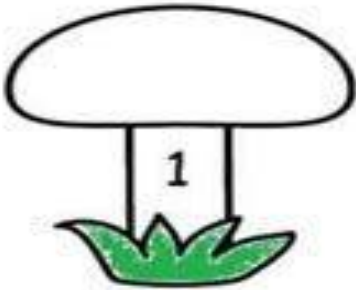


		C	O
--	--	---	---



NOME DO ALUNO: _____

6- RECORTE E COLE RELACIONANDO O NUMERAL À QUANTIDADE:





NOME DO ALUNO: _____

7- CONTE E PINTE O NUMERAL CORRESPONDENTE:

	5
	6
	4

	6
	9
	7

	7
	2
	1

	2
	4
	8

	5
	6
	4

	6
	9
	7





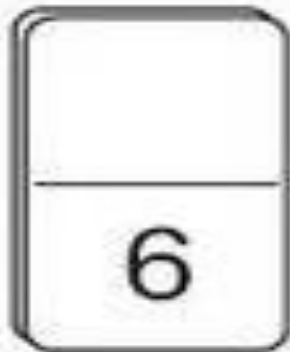




	7
	2
	1

	2
	4
	8



NOME DO ALUNO: _____

8- COMPLETE COM NUMERAIS E COM QUANTIDADES NOS DOMINÓS



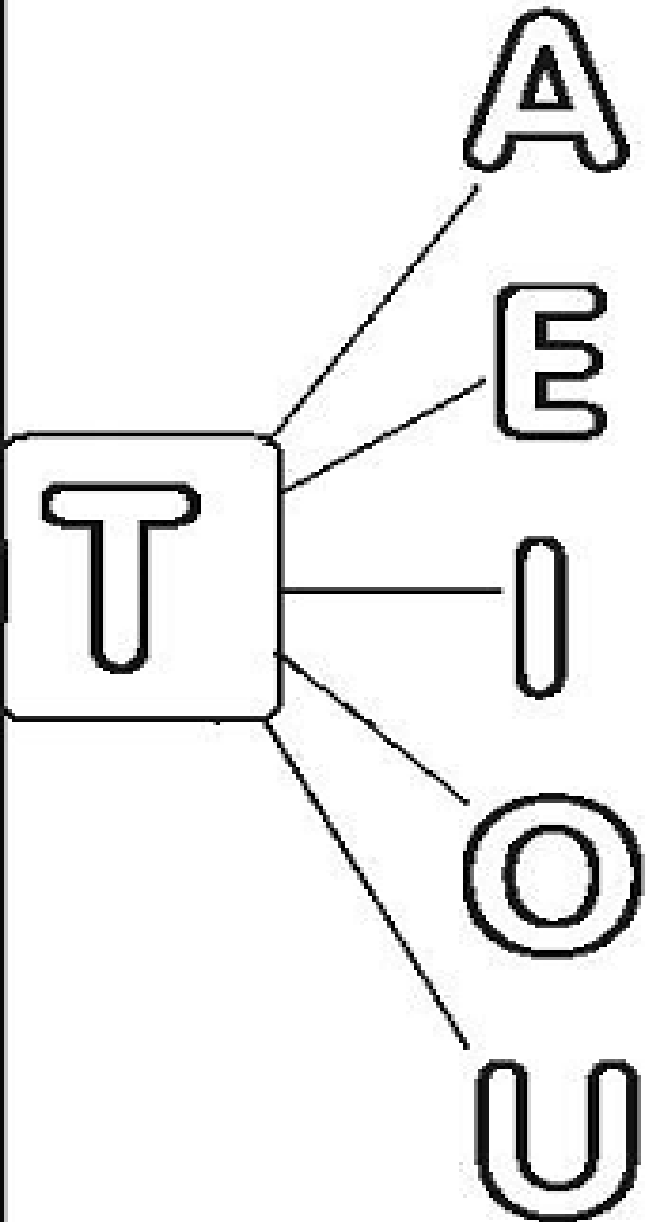



NOME DO ALUNO: _____

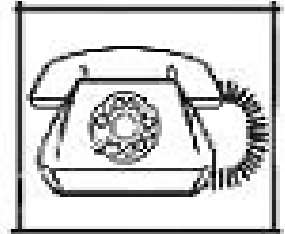
9-VAMOS UNIR AS LETRAS FORMANDO SÍLABAS:

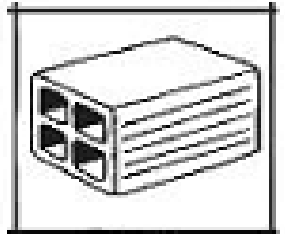
FAMÍLIA SILÁBICA


FORME AS SÍLABAS CORRETAMENTE:
















NOME DO ALUNO: _____

10- COMPLETE COM A FAMÍLIA SILÁBICA:


FAMÍLIA SILÁBICA

TA TE TI TO TU


1- COMPLETE AS PALAVRAS COM O SOM INICIAL:



TU




IA



GRE



MATE




BARÃO




NOME DO ALUNO: _____

11-COLE A QUANTIDADE DE PINTAS RELACIONADAS AO NUMERAL:


1




2




3




4



5



6





NOME DO ALUNO: _____


12-RECORTE E COLE CADA JOANINHA RELACIONANDO O NUMERAL À QUANTIDADE:



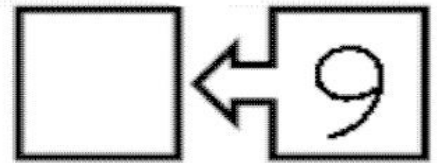
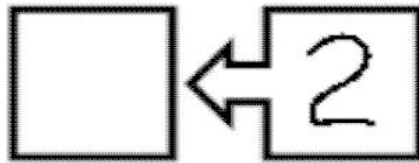
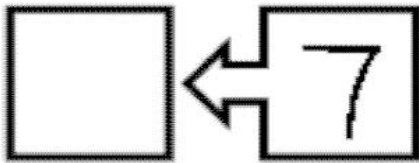


NOME DO ALUNO: _____

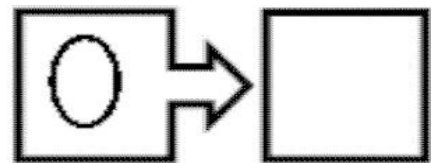
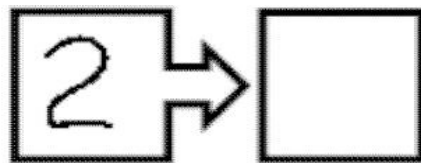
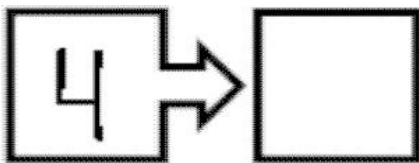
13- COLOQUE OS NUMERAIS:



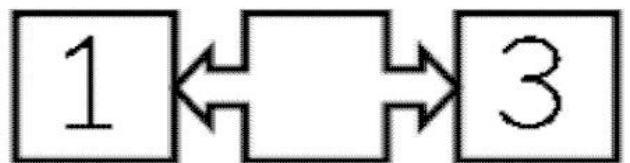
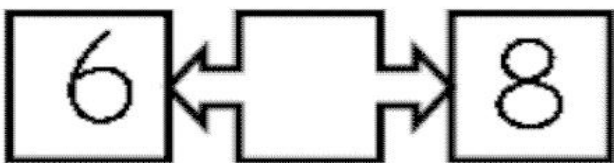



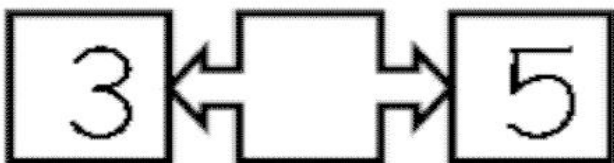
QUEM VEM ANTES?



QUEM VEM DEPOIS?



QUEM ESTÁ ENTRE?






NOME DO ALUNO: _____


14- PINTE COM A COR INDICADA E A QUANTIDADE QUE SE PEDE:


CONTE E PINTE

1- PINTE OS PINCÉIS DE ACORDO COM A COR E O NUMERAL INDICADOS.

2 





3 




1 



5 



4 





ACESSAR OS VÍDEOS SOBRE OS CONTEÚDOS DA APOSTILA:

<https://youtu.be/TPJJczu38l4> (HISTÓRIA A JOANINHA SEM PINTAS)

<https://youtu.be/nP31QDYm6XI> (MÚSICA SÍLABAS S)

<https://youtu.be/xZF1ND-8d5I> (MÚSICA SÍLABAS T)

<https://youtu.be/cZlni9ovEoA> (VÍDEO CORES)

<https://youtu.be/Vsfl4qQINKY> (NUMERAIS ANTES E DEPOIS)

https://youtu.be/H_WzaJ4bY2U (ANTECESSOR E SUCESSOR)

FONTE DE PESQUISAS:

<https://www.atividadesparaimprimir.com/2019/06/familia-silabica-do-s.html?m=1>

<https://dicasparaomaterial.blogspot.com/2018/04/atividades-com-as-familias-silabicas.html>

<https://soloinfantil.com/educacao/atividades-de-alfabetizacao/>

<https://www.mestredosaber.com.br/atividades-de-matematica-educacao-infantil/>

<https://www.artesanatotal.com/wp-content/uploads/2019/03/Atividades-de-matem%C3%A1tica20.jpg>

<https://atividadespedagogicas.net/wp-content/uploads/2018/05/Atividades-com-o-nome-pr%C3%B3prio-9.jpg>

<https://www.aartedeensinareaprender.com/2012/10/atividades-com-numeros-vizinhos.html>