



Prefeitura da Estância Turística de

**IBIÚNA**



**E.M “JOSÉ GABRIEL MACHADO”**

**FASEII-A**

**PROFESSORA: SUSANE**



**APOSTILA DE ATIVIDADES REMOTAS Nº 11**

**ATIVIDADES ELABORADAS PARA OS DIAS:**

**20,21,22,23,24,27 e 28/09**

**NOME:**

LIGUE AS PARTES AO LUGAR ONDE ELA SE LOCALIZA NA PLANTA.



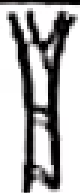
RAIZ



FLOR



FOLHA



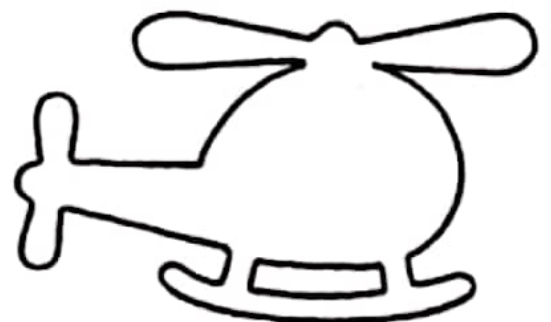





CAULE



FRUTO



# LIGUE O DESENHO A SUA SOMBRA






ESCOLA

NOME

# Dia da árvore

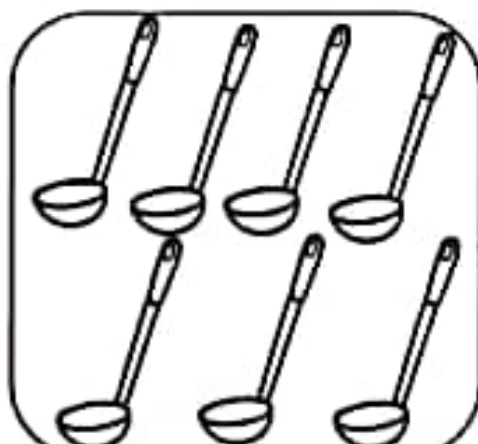




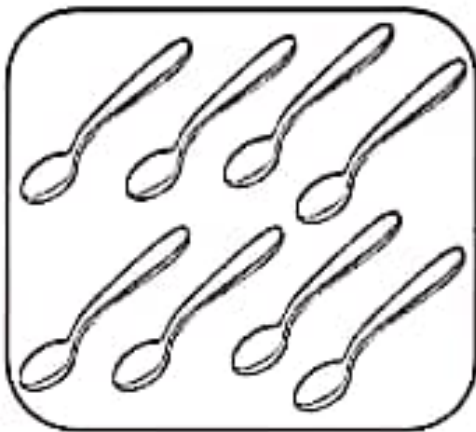
1. PINTE APENAS AS VOGAIS QUE APARECEM NA PALAVRA...

## ÁRVORE

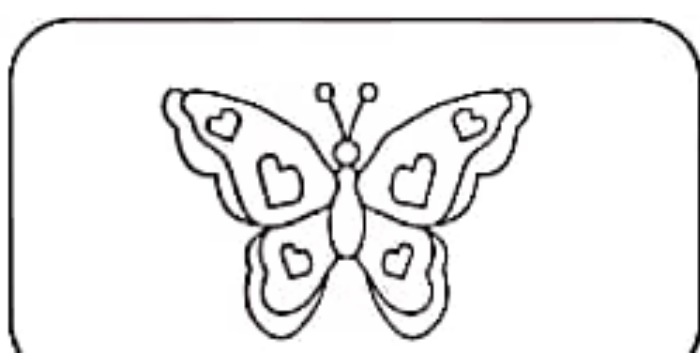


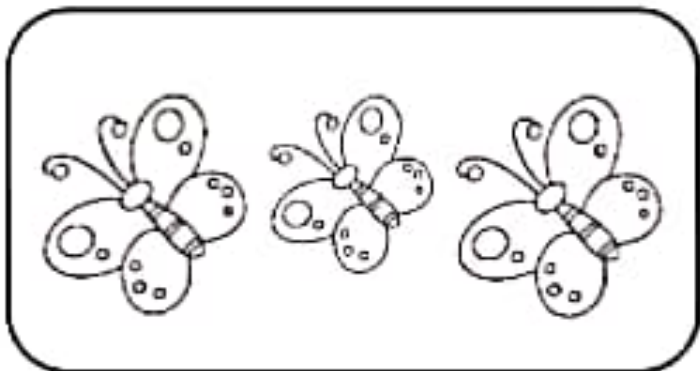


QUANTOS TÊM EM CADA CONJUNTO? CONTE E ESCREVA.

1	2	3	4	5	6	7	8	9
---	---	---	---	---	---	---	---	---



IGUE A QUANTIDADE DE BORBOLETAS AO NUMERAL CORRESPONDENTE.



1

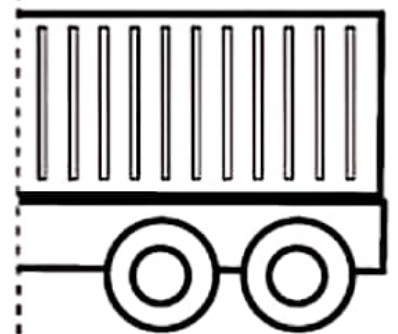
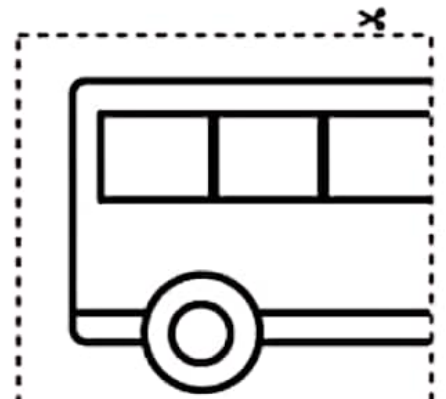
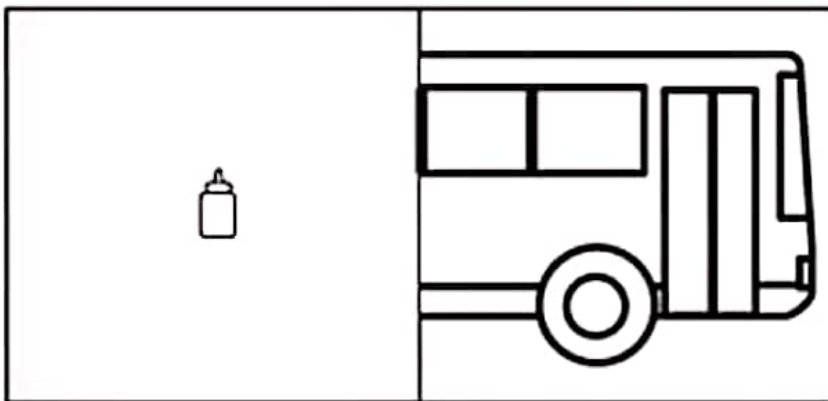

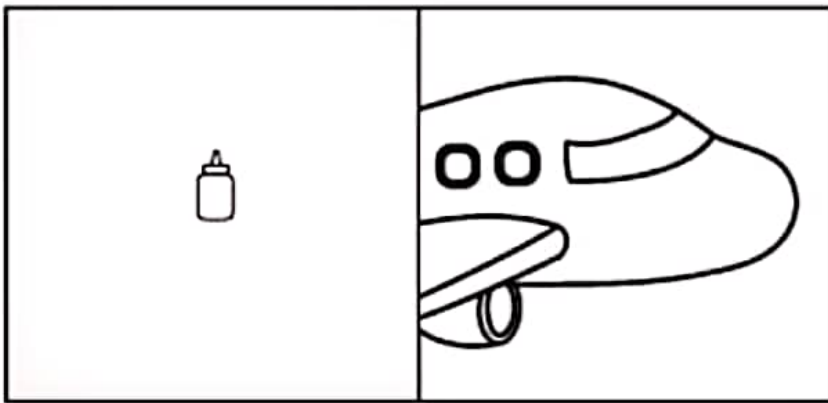

2

3


4


5

RECORTE E COLE CADA PARTE  
NO SEU DEVIDO LUGAR.



10  MINUTOS DE  
QUALIDADE TIME 

 PINTE O SEMÁFORO DOS MOTORISTAS COM AS CORES CORRESPONDENTES. DEPOIS, LIGUE A AÇÃO DE CADA MOTORISTA À COR DO SEMÁFORO.



PARE

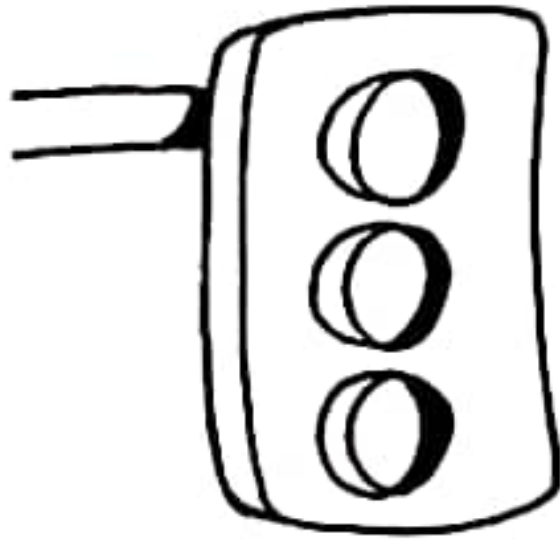
ATENÇÃO

SIGA





1- Pinte o semáforo para carros nas cores indicadas e ligue corretamente



**VERMELHO**

**ATENÇÃO**

**AMARELO**

**PODE PASSAR**


**VERDE**

**PARE!**

2- Pinte o semáforo que indica que podemos atravessar a rua.



3- Ajude Pedro a chegar em segurança do outro lado da rua:




MACACO FOI À FEIRA  
NÃO SABIA O QUE COMPRAR  
COMPROU UMA CADEIRA  
PRA COMADRE SE SENTAR

A COMADRE SE SENTOU  
A CADEIRA ESBORRACHOU  
COITADA DA COMADRE  
FOI PARAR NO CORREDOR



QUE O MACACO COMPROU NA FEIRA?




COMPLETE O NOME DESSE OBJETO, PASSANDO O LÁPIS EM CIMA DAS LETRAS  
CONTORNADAS.

C	A	D	E	I	R	A
---	---	---	---	---	---	---



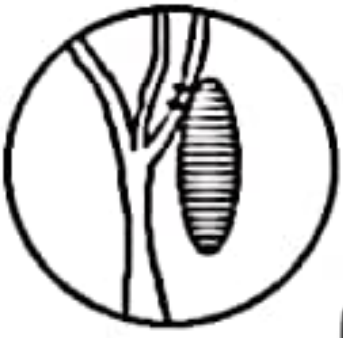
QUEM SENTOU NA CADEIRA?



OUÇA A MÚSICA DA "BORBOLETA AZUL", DISPONÍVEL NESTE LINK <http://qq.qq/borboletazul>, E FAÇA UM DESENHO.

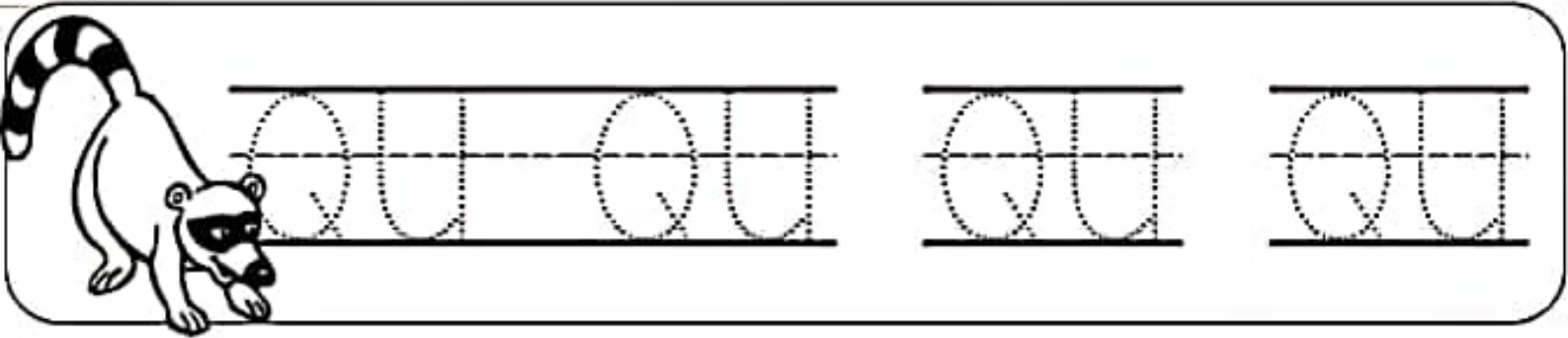


LIGUE OS NÚMEROS A CADA FASE DA BORBOLETA, NA ORDEM EM QUE ACONTECEM.





1. SIGA O PONTILHADO



2. ESCREVA OS NOMES DAS FIGURAS ABAIXO:



15



COMPLETE AS SEQUENCIAS COM OS NUMEROS QUE ESTAO FALTANDO.



0		2	3		5
---	--	---	---	--	---



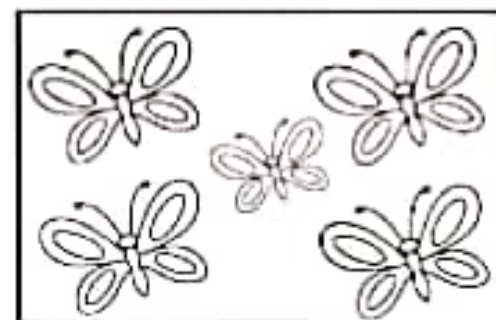

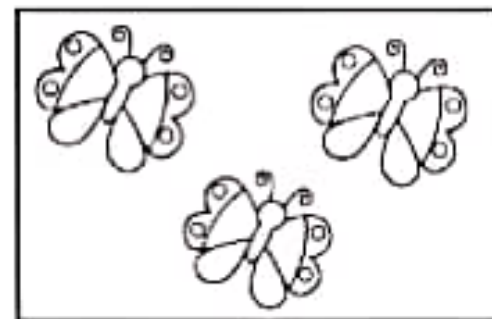

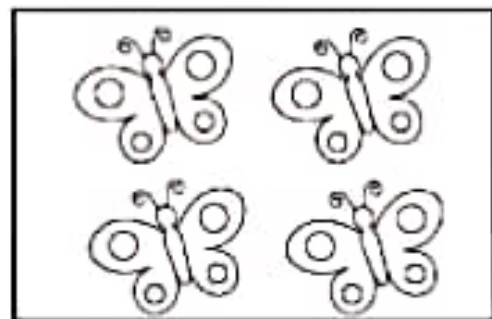
	1	2	3		5
--	---	---	---	--	---



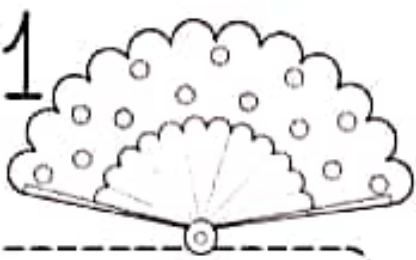
--	--	--	--	--	--



QUANTAS BORBOLETAS HA EM CADA CONJUNTO? ESCREVA.



COMPLETE OS NOMES DAS FIGURAS COM QUA , QUE OU QUI



LE \_\_\_\_\_



\_\_\_\_\_ IJO



\_\_\_\_\_ NZE



\_\_\_\_\_ NDIM



BI \_\_\_\_\_ NI



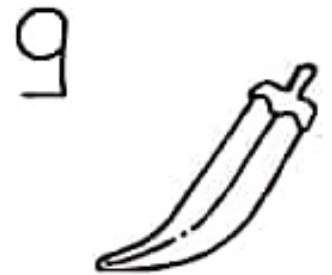
\_\_\_\_\_ DRO



\_\_\_\_\_ TI



\_\_\_\_\_ BE



\_\_\_\_\_ ABO



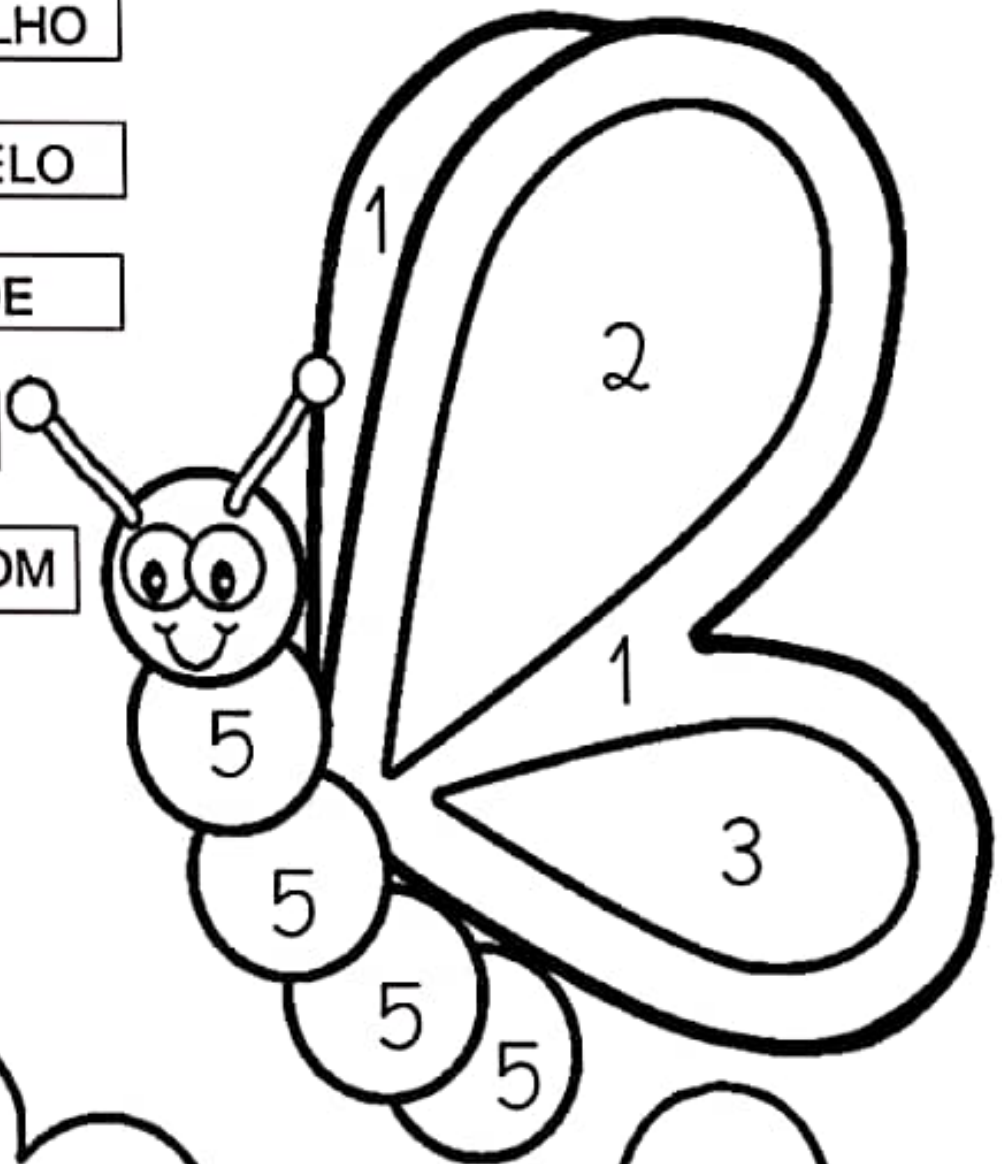
CA \_\_\_\_\_

NOME:

DATA: \_\_\_/\_\_\_/\_\_\_

PINTE A CENA CONFORME A LEGENDA:

- 1 VERMELHO
- 2 AMARELO
- 3 VERDE
- 4 AZUL
- 5 MARROM



## ***Referências bibliográficas***

**[www.ensinar-escolares.com.br](http://www.ensinar-escolares.com.br)**

**[www.aartedeensinareaprender.com.br](http://www.aartedeensinareaprender.com.br)**

**[www.pinterest.com.br](http://www.pinterest.com.br)**

**[www.moradadasletras.com.br](http://www.moradadasletras.com.br)**

**[www.educacaoetransformacao.com.br](http://www.educacaoetransformacao.com.br)**

**[www.oespacoeducar.com.br](http://www.oespacoeducar.com.br)**

**[www.danieducar.com.br](http://www.danieducar.com.br)**

**[www.cirandacultural.com.br](http://www.cirandacultural.com.br)**

**[www.pequenosgrandespensantes.com.br](http://www.pequenosgrandespensantes.com.br)**

**[www.atividades-escolares1.blogspot.com](http://www.atividades-escolares1.blogspot.com)**

**[www.3.bp.blogspot.com](http://www.3.bp.blogspot.com)**