





IBIÚNA, 20 DE SETEMBRO DE 2021

21 DE SETEMBRO: DIA DA ÁRVORE

COMPLETE O DESENHO E PINTE-O COM CAPRICHOS:




QUANTAS MAÇÃS TEM?



21 DE SETEMBRO: DIA DA ÁRVORE

IDENTIFIQUE E COLE AS PARTES DA ÁRVORE:



www.oespacoeducar.com.br

RAÍZES

FOLHAS

FLORES

FRUTOS

CAULE

DOÇURA! COMPLETE O QUADRO ABAIXO COM AS LETRAS QUE ESTÃO FALTANDO NA PALAVRA ÁRVORE.

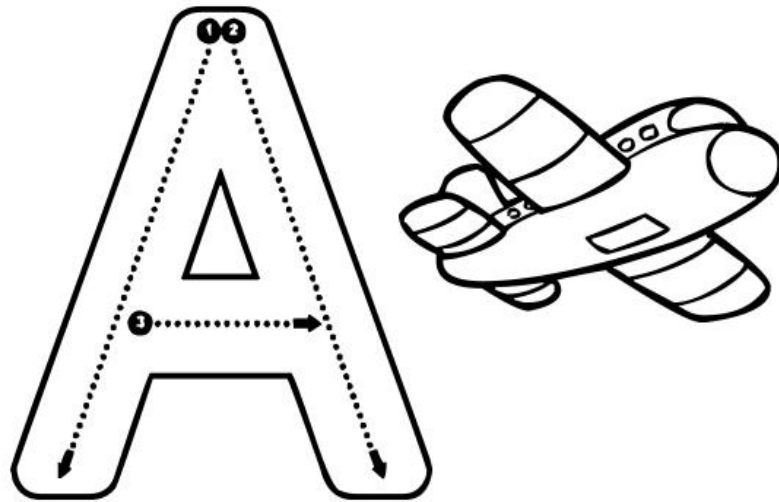
DEVEMOS
CUIDAR BEM DA
NATUREZA!

ESTA ÁRVORE VAI
CLESCER FOLTE
E SAUDÁVEL.



Á	R	V	O	R	E
	R		O		E
Á		V		R	
	R		O		E

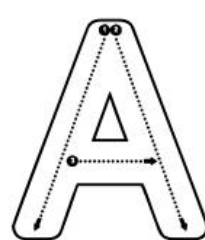
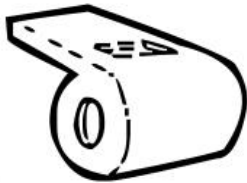
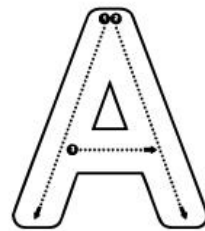

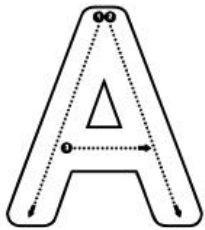
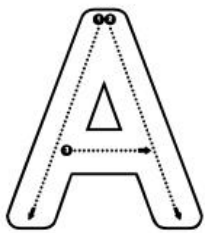
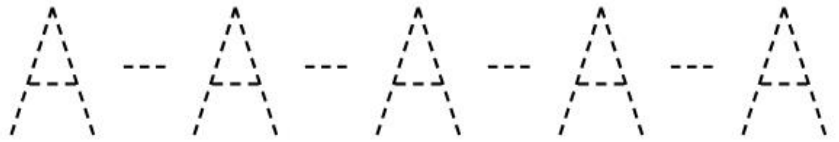
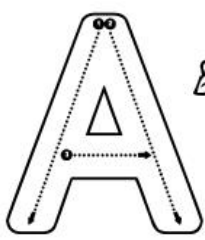
VAMOS OBSERVAR A LETRA:

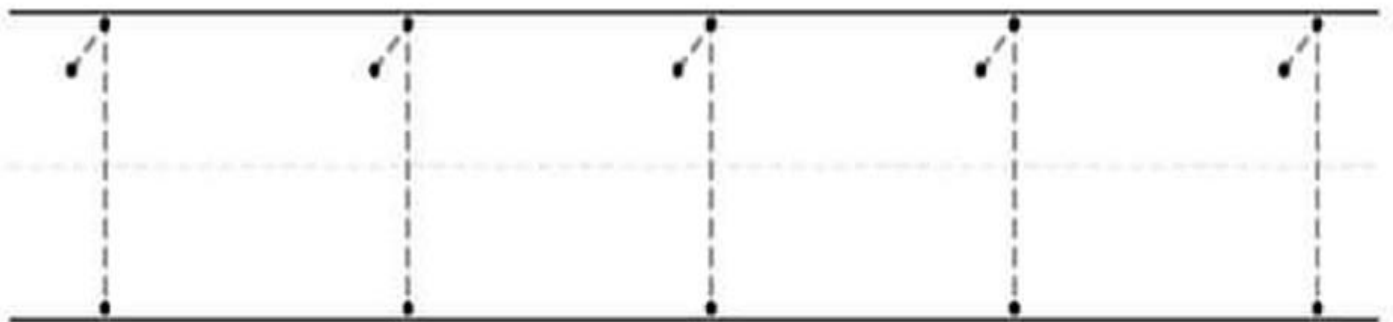
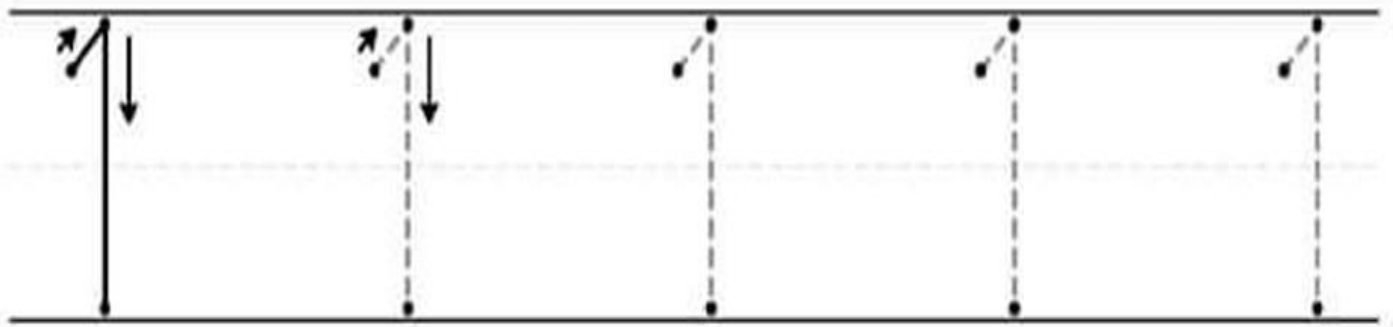


VAMOS ESCREVER ?



VAMOS TREINAR:





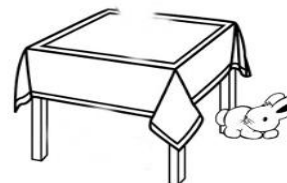
IBIÚNA, 23 DE SETEMBRO DE 2021



FAÇA UM CÍRCULO NA FIGURA EM QUE O
MACACO ESTÁ NA **FRENTE** DA ÁRVORE



FAÇA UM CÍRCULO NO COELHO QUE ESTÁ
EM **BAIXO** DA MESA








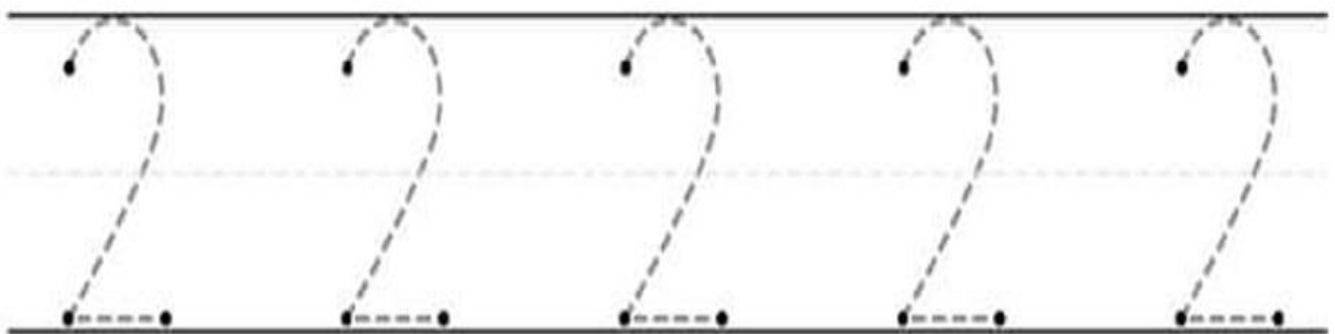

FAÇA UM CÍRCULO NA FIGURA EM QUE O
MACACO ESTÁ **EM CIMA** DA ÁRVORE



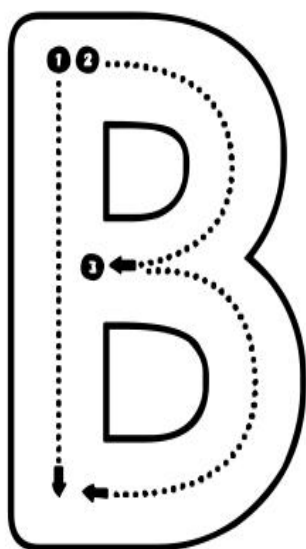
IBIÚNA, 24 DE SETEMBRO DE 2021

DESENHE EM CADA CONJUNTO AS QUANTIDADES
PEDIDAS:

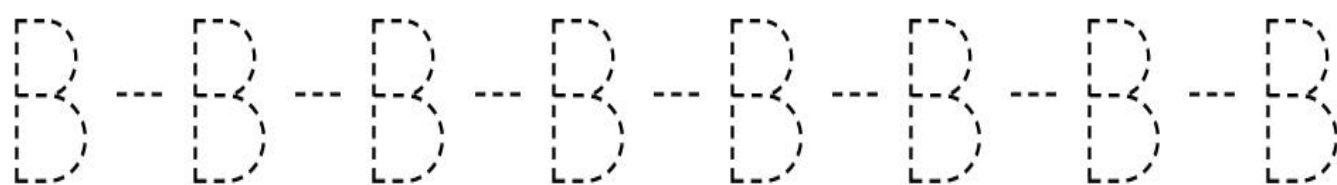
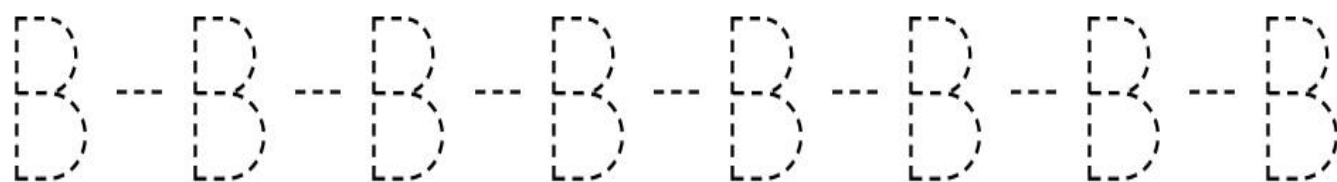




VAMOS OBSERVAR A LETRA:






VAMOS ESCREVER ?




IBIÚNA, 27 DE SETEMBRO DE 2021

PINTE SOMENTE O DESENHO QUE INICIA COM A LETRA B:

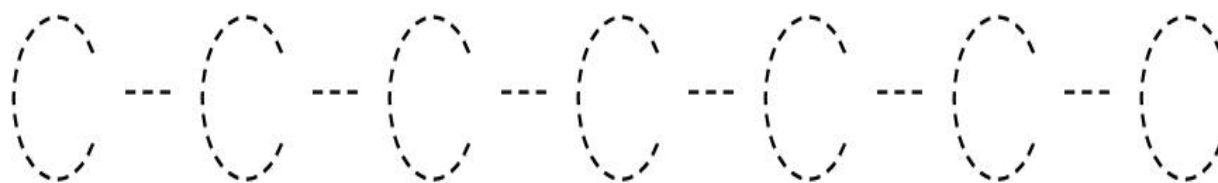


IBIÚNA, 28 DE SETEMBRO DE 2021

VAMOS OBSERVAR A LETRA:



VAMOS ESCREVER ?



COMPLETE COM A LETRA FALTANTE:



O P O




O L A



U C A



A V A L O



A M E L O

REFERÊNCIAS

@atividadesanosiniciais

Materiaispdg.blogspot.com

Notebookdaprof.blogspot.com

www.mestredosaber.com.br

PDF – apostila de atividades ABC21

PDF- apostila de matemática- alfabetinho ABC -atividades para alfabetização