



PREFEITURA DA ESTÂNCIA TURÍSTICA DE IBIÚNA  
EM PROF. CALIL RAHAL NETO

Rua Projetada, 620 - Capim Azedo - Ibiúna - SP - Telefone: 3241-5917



# 12<sup>a</sup>. APOSTILA DE ESTUDOS ENSINO HÍBRIDO 3º BIMESTRE



## EDUCAÇÃO INFANTIL

**ALUNO:**

**PROFESSORA: JOCELI DA CRUZ MARCELINO**

**TURMA: FASE II A**

**DATA DE DEVOLUÇÃO: 08/10/2021**


E.M "PROF.CALIL RAHAL NETO".

IBIÚNA, 29 DE SETEMBRO DE 2021.

NOME: \_\_\_\_\_

(EI03EF03)

PINTE AS IMAGENS E COMPLETE COM A LETRA INICIAL **M**:



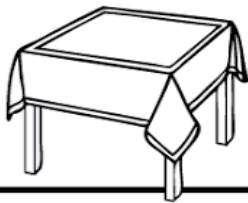
\_\_\_ ALA



\_\_\_ AÇÃ



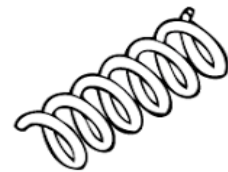
\_\_\_ EIA



\_\_\_ ESA




\_\_\_ ILHO




\_\_\_ OLA



\_\_\_ OEDA




\_\_\_ OTO



\_\_\_ URO



\_\_\_ ÚSICA



\_\_\_ ACACO

NOME: \_\_\_\_\_

DATA: 29/09/2021



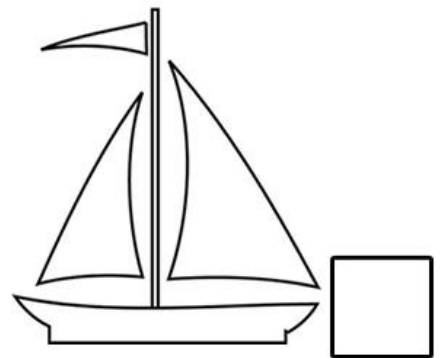
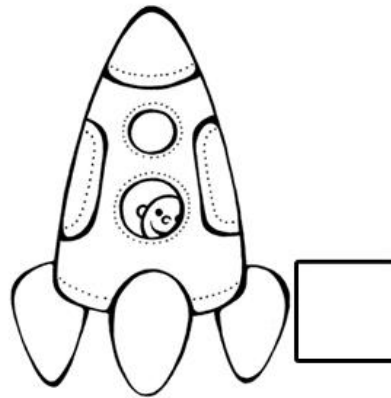

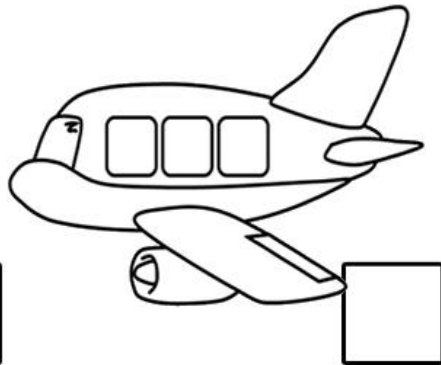
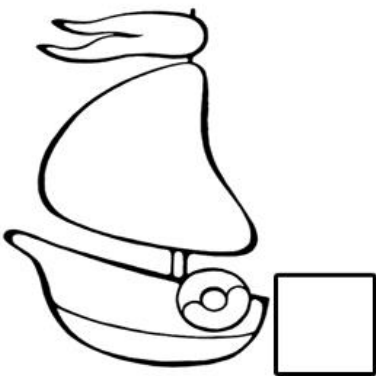
(EI03ET07)

CLASSIFIQUE OS MEIOS DE TRANSPORTES ,SEGUINDO A LEGENDA:

**1** AÉREO

**2** TERRESTRE

**3** AQUÁTICO



E.M "PROF.CALIL RAHAL NETO".

IBIÚNA, 30 DE SETEMBRO DE 2021.

NOME: \_\_\_\_\_

(EI03EF01) (EI03EF03)

VAMOS PINTAR E COMPLETAR AS PALAVRAS ABAIXO COM: MA, ME, MI, MO, MU



		Ç	Ã
--	--	---	---




		I	A
--	--	---	---



		L	H	O
--	--	---	---	---



		R	A	N	G	O
--	--	---	---	---	---	---




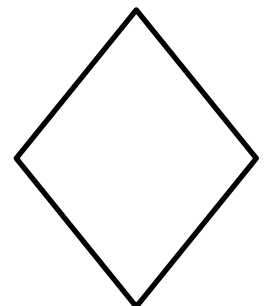


		R	O
--	--	---	---

NOME: \_\_\_\_\_

DATA: 30/09/2021

(EI03ET01) (EI03ET04)

OBSERVE AS PLACAS DE TRÂNSITO E LIGUE A QUAL FORMA GEOMÉTRICA CORRESPONDE CADA UMA :



E.M "PROF.CALIL RAHAL NETO".

IBIÚNA, 1 DE OUTUBRO DE 2021.

NOME: \_\_\_\_\_

(EI03EF02) (EI03EF03) ENCONTRE NO POEMA ABAIXO A LETRA N, E CIRCULE DE AZUL:



NUVENZINHA DO CÉU

ISABEL CRISTINA S. SOARES

NUVENZINHA DO CÉU

VIU O RIO A SECAR

MANDOU CHUVA FRESCA

PARA O LEITO AUMENTAR!



NUVENZINHA DO CÉU

VIU O RIO A SORRIR

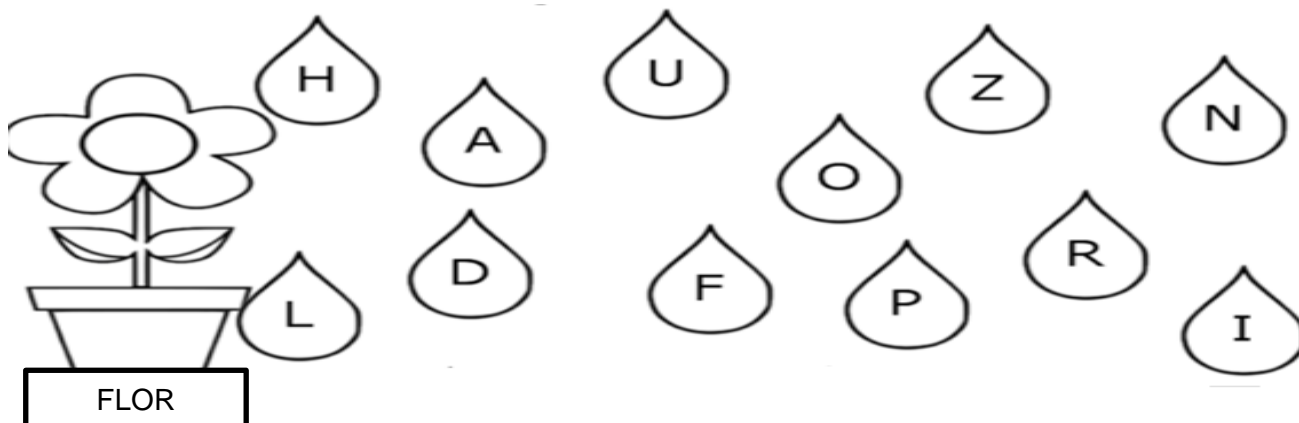
VIU A TERRA MOLHADA

E O CAMPO FLORIR!

QUANDO A NUVENZINHA VIU O RIO SECAR, COMO VOCÊ IMAGINA QUE ELA FICOU? PINTE.



PINTE AS GOTINHAS QUE FORMAM O NOME DO DESENHO:








NOME: \_\_\_\_\_

DATA: 01/10/2021

(EI03ET07)

DESENHE DE LÁPIS AZUL AS GOTINHAS DE CHUVA NAS NUVENS PARA COMPLETAR O TOTAL INDICADO PELO NÚMERO:




E.M "PROF.CALIL RAHAL NETO".

IBIÚNA, 4 DE OUTUBRO DE 2021.

NOME: \_\_\_\_\_

(EI03CG05) (EI03EF03) VAMOS PONTILHAR E FAZER A ESCRITA DA LETRA **N**

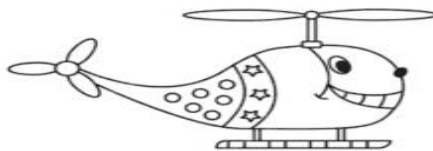


NUVEM

PINTE APENAS OS DESENHOS QUE SE INICIAM COM A LETRA **N**:



NOVELO



HELICÓPTERO



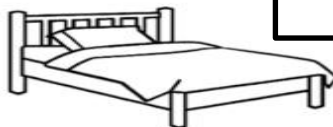
NINHO



BALA




NUVEM



CAMA



BONÉ



NOIVOS



NAVIO

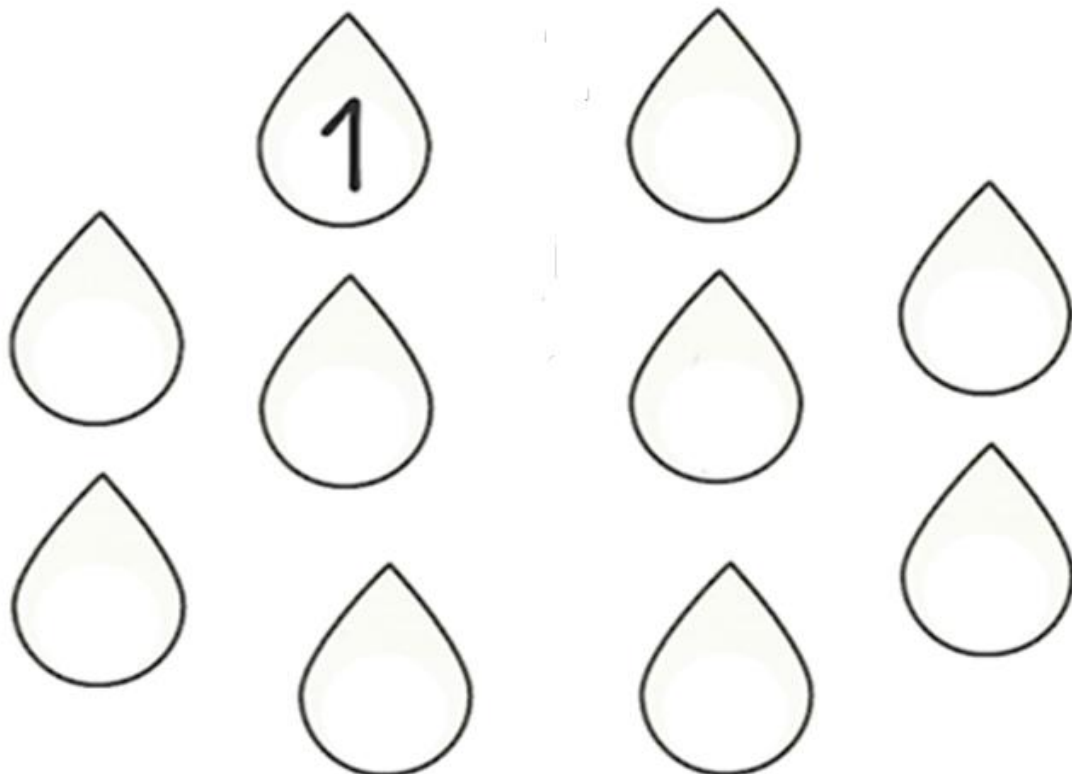


NOME: \_\_\_\_\_

DATA: 04/10/2021

(EI03ET07) (EI03TS02)

CONTINUE NUMERANDO AS GOTINHAS DE CHUVA E DEPOIS COLE ALGODÃO NO DESENHO DA NUVEM.




E.M "PROF.CALIL RAHAL NETO".

IBIÚNA, 5 DE OUTUBRO DE 2021.

NOME: \_\_\_\_\_

(EI03EF03)

PINTE E COMPLETE AS PALAVRAS COM A LETRA INICIAL N:



\_\_\_ EMO



\_\_\_ AVE



\_\_\_ INJA



\_\_\_ UVEM



\_\_\_ EVE



\_\_\_ OVELO



\_\_\_ ARIZ



\_\_\_ INHO



\_\_\_ OIVA

NOME: \_\_\_\_\_

DATA: 05/10/2021

(EI03ET07) (EI03TS02)

PINTE CADA GUARDA-CHUVA SEGUINDO A SEQUÊNCIA DE CORES INDICADAS PELAS GOTAS:



E.M “PROF.CALIL RAHAL NETO”.

IBIÚNA, 6 DE OUTUBRO DE 2021.

NOME: \_\_\_\_\_

(EI03TS02)

- ✓ PASSE A TINTA GUACHE DE SUA COR PREFERIDA EM TODA SUA MÃOZINHA E CARIMBE NA FOLHA
- ✓ ESPERE SECAR USE A CRIATIVIDADE FAZENDO O ROSTINHO, CABELINHOS E OS ACESSÓRIOS QUE PREFERIR.



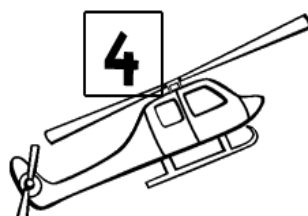
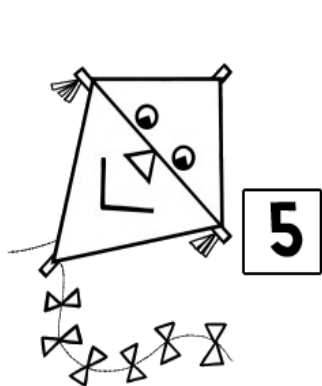


NOME: \_\_\_\_\_

DATA: 06/10/2021

(EI03ET07)

PINTE OS BRINQUEDOS COM AS CORES INDICADAS:



AMARELO

1

VERDE

2

AZUL

3

VERMELHO

4

LILÁS


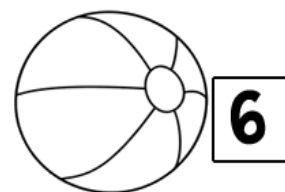
5

LARANJA

6

MARRON

7



2

E.M "PROF.CALIL RAHAL NETO".

IBIÚNA, 7 DE OUTUBRO DE 2021.

NOME: \_\_\_\_\_

VAMOS PINTAR E ESCREVER A LETRA INICIAL DO NOME DE CADA BRINQUEDO. DEPOIS MARQUE COM UM X, NO SEU BRINQUEDO PREFERIDO.



PIÃO



CAVALINHO




URSO



IOIÓ



TAMBOR



PATINS



AVIÃO




BOLA



BONECA



BICICLETA



ROBÔ



CARRINHO

NOME: \_\_\_\_\_

DATA: 07/10/2021

(EI03TS02)

VAMOS DECORAR O BOLO UTILIZANDO PAPEL COLORIDO PARA O DIA DAS CRIANÇAS!!

12 DE OUTUBRO

DIA DAS CRIANÇAS!!!!



E.M "PROF.CALIL RAHAL NETO".

IBIÚNA, 8 DE OUTUBRO DE 2021.

NOME: \_\_\_\_\_

(EI03EF01) (EI03EF03)

COMPLETE AS PALAVRAS COM A:

## FAMÍLIA SILÁBICA

NA NE NI NO NU



VIO



VE



NHO



VELO



VEM



NOME: \_\_\_\_\_

DATA: 08/10/2021

DIFERENCIAR O PESADO E O LEVE UTILIZANDO AS IMAGENS ENVIADAS PELA PROFESSORA RECORTAR E COLAR NOS QUADRINHOS ABAIXO:

## Objetos Pesados

## Objetos Leves

--	--	--

--	--	--

LIGAR OS OBJETOS MACIOS NA IMAGEM DO CÍRCULO E OS DUROS NA IMAGEM DO QUADRADO:



DURO

MACIO

RECORTAR E COLAR NA ATIVIDADE DO DIA 08/10/2021



## REFERÊNCIAS

[https://4.bp.blogspot.com/d3L4Gtxpdwo/WSy5LQcbfXI/AAAAAAAAE90/DPul57EHywqBCQ0Gxh\\_a71N\\_kv7YZ7WgCLcB/s1600/LETRA%2Bm\\_2-02.png](https://4.bp.blogspot.com/d3L4Gtxpdwo/WSy5LQcbfXI/AAAAAAAAE90/DPul57EHywqBCQ0Gxh_a71N_kv7YZ7WgCLcB/s1600/LETRA%2Bm_2-02.png) COMPLETE DA LETRA M.

[https://cdn.shortpixel.ai/client/to\\_webp,g\\_lossy,ret\\_img,w\\_452/https://www.artesanatototal.com/wpcontent/uploads/2021/08/exercicios-Familia-Silabica-do-M-1.jpg](https://cdn.shortpixel.ai/client/to_webp,g_lossy,ret_img,w_452/https://www.artesanatototal.com/wpcontent/uploads/2021/08/exercicios-Familia-Silabica-do-M-1.jpg) FAMÍLIA SILÁBICA DO M.

<https://amorensina.com.br/wp-content/uploads/2019/03/atividades-educativas-de-alfabetizaC3A7C3A3o-poema-nuvenzinha-do-cC3A9u-preservaC3A7C3A3o-da-natureza1-724x1024.png> POEMA DA NUVEM.

<https://amorensina.com.br/wp-content/uploads/2018/08/CADERNODALETRAN02-724x1024.png> IMAGENS COMA A LETRA N.

<https://i.pinimg.com/originals/2b/62/54/2b62545337b8723220772c1cab934910.png> NÚMEROS NA NUVEM.

<https://i.pinimg.com/474x/f7/5c/0e/f75c0e4c2da052235f8ebc62bf6e6bcb.jpg> SEQUÊNCIA DE CORES GUARDA-CHUVA.

<https://1.bp.blogspot.com/CFQw4BD1R2M/W66WUJH9Lpl/AAAAAAAAAj2g/TpD4OsWQDBQDdcHJIQJdS85PCYJPGuHngCLcBGAs/s1600/FAM%25C3%258DLIA%2BSIL%25C3%2581BICANfw.fw.png> FAMÍLIA SILÁBICA DO N.

<https://az779572.vo.msecnd.net/screens-400/735cca0273b8417ebed97d0861aec1e5LEVE/PESADO> MACIO/DURO, LEVE/PESADO.

[https://2.bp.blogspot.com/-IOXcreoweB8/VhFMJ5\\_xq9I/AAAAAAAcF8/T6G8n-ne7ul/s1600/atividades.png](https://2.bp.blogspot.com/-IOXcreoweB8/VhFMJ5_xq9I/AAAAAAAcF8/T6G8n-ne7ul/s1600/atividades.png) LEGENDA DOS BRINQUEDOS.

<https://www.soescola.com/wp-content/uploads/2017/09/atividades-semana-da-crianca-1.png> INICIAL DOS BRINQUEDOS.

[https://www.pinclipart.com/picdir/big/56-566068\\_bolo-de-aniversario-desenho-png-aniversrio-desenho-clipart.png](https://www.pinclipart.com/picdir/big/56-566068_bolo-de-aniversario-desenho-png-aniversrio-desenho-clipart.png) DESENHO DO BOLO DAS CRIANÇAS.