

**E.M. "MARIA BENEDITA RODRIGUES".**



**12° APOSTILA ADAPTADA. DATA: 29/09 à 08/10/2021.**

**3° BIMESTRE.**

**DEVOLUÇÃO DIA 08 DE OUTUBRO (QUINTA-FEIRA).**

**NOME:** \_\_\_\_\_

**PROFESSORA: PAULA.**

**1° ANO A.**

PINTAR OS SÁBADOS, DOMINGOS E FERIADOS DE VERMELHO.  
 PINTAR OS DIAS DE AULA DA COR DE SUA PREFERÊNCIA, MENOS VERMELHO.  
 ANOTAR NA LEGENDA QUANTOS SÁBADOS, DOMINGOS E FERIADOS TÊM NO  
 MÊS DE OUTUBRO.

## OUTUBRO - 2021



12/10 – DIA DAS CRIANÇAS

D	S	T	Q	Q	S	S
					1	2
3	4	5	6	7	8	9
10	11	12	13	14	15	16
17	18	19	20	21	22	23
24	25	26	27	28	29	30
31						

LEGENDA:



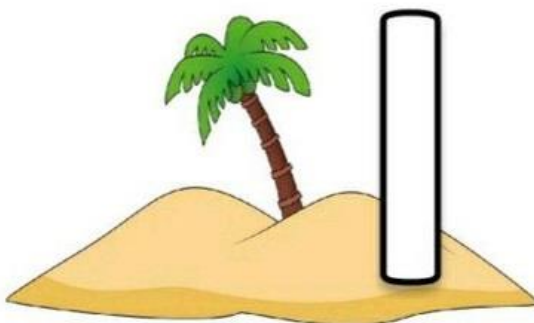

SÁB/ DOM

FERIADO

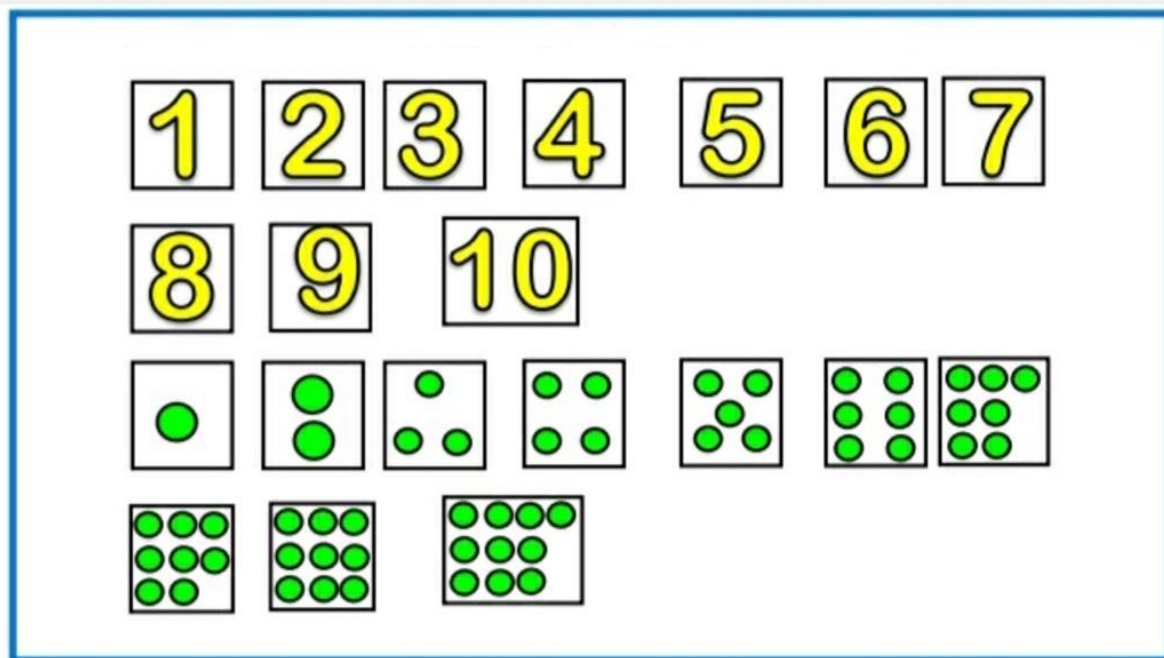
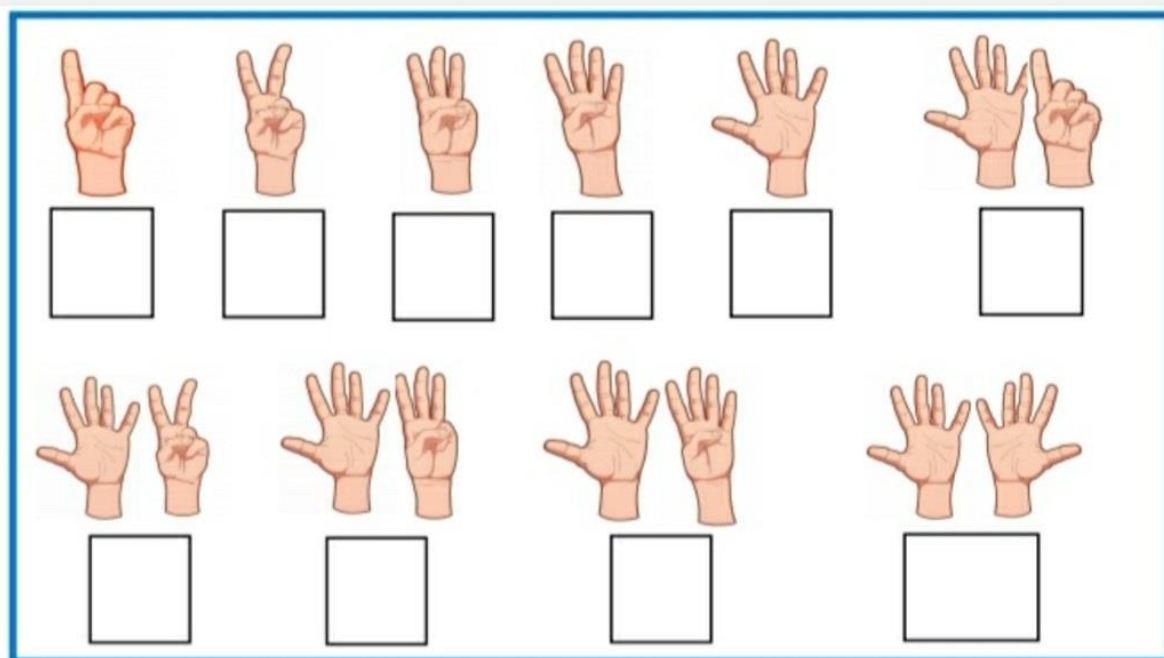
29/09/2021

FAÇA O TRAÇADO DE CADA VOGAL COM O LÁPIS.

---



RECORTE E COLE OS NÚMEROS DE ACORDO COM AS QUANTIDADES  
NÃO É NECESSÁRIO USAR AS BOLINHAS POR ENQUANTO.


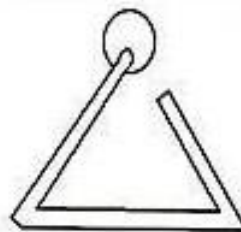
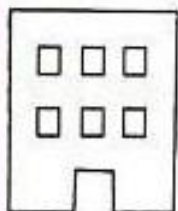


01/10/2021

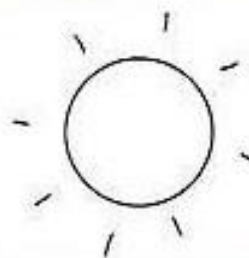
FAÇA UM X NA IMAGEM QUE REPRESENTA CADA FORMA GEOMÉTRICA.





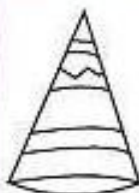
**QUADRADO**



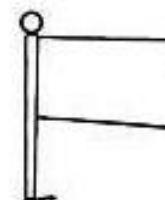
**CÍRCULO**



**TRIÂNGULO**



**RETÂNGULO**



04/10/2021

CIRCULE AS LETRAS DO SEU NOME.

A

T

S

D

E

Y

P

O

K

I

M

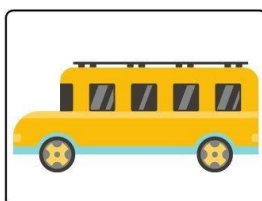




B




V

N




L

FAÇA O PAREAMENTO COM CADA IMAGEM.






	
	<b>PATO</b>

**PA TO**

	
	<b>QUADRO</b>

**QUA DRO**


	
	<b>RATO</b>

**RA TO**




FAÇA UM X NA QUANTIDADE CORRETA DE CADA QUADRO

5



5




4

6


3

4

4



2



3

1

2

3

08/10/2021

RECORTE A FOTO E COLE NA PRÓXIMA FOLHA.



## REFERÊNCIAS

[www.pinterest.com.br](http://www.pinterest.com.br)

[www.smartkids.com.br](http://www.smartkids.com.br)