



PREFEITURA DA ESTÂNCIA TURÍSTICA DE
IBIÚNA
Por uma Ibiúna próspera. Investindo no presente, gerando o futuro.
SECRETARIA DE EDUCAÇÃO
Rua Raimundo Santiago, nº 27 - Centro



Telefone: (15) 3248-1292/e-mail: apoiopedagogicosmeibiuna@hotmail.com

EM TEREZA FALCI UNIDADE 38
ROD. JÚLIO DAL FABRO, KM 08 - Bº CUPIM
Email: escolaterezafalci@gmail.com
Tel.: (15) 3294-2006

E.M. "TEREZA FALCI"

1º A 12ª apostila

Prof.ª Katia




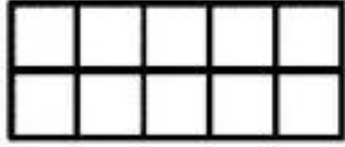


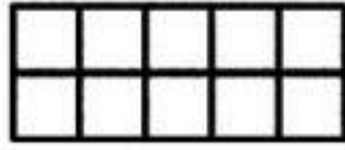
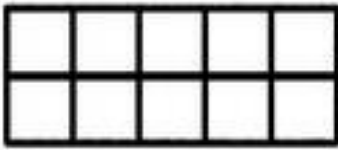
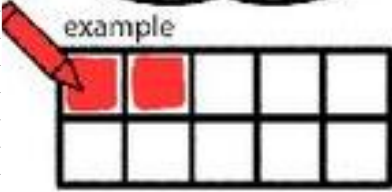


NOME: _____

29/09/2021 a 08/10/2021

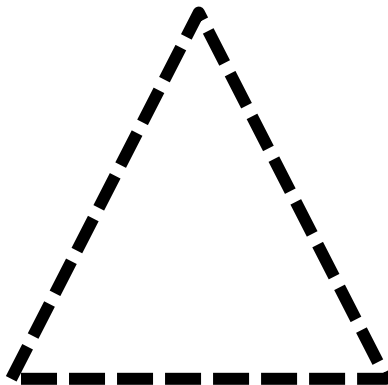





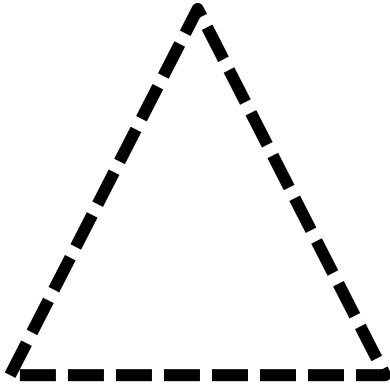


NOME: _____ DATA: ____/____/____

PINTE A QUANTIDADE DE ACORDO COM O EXEMPLO:




NOME: _____ DATA: ____/____/____

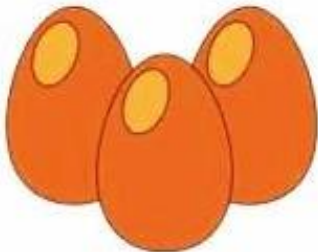
PINTE COM AS MESMAS CORES CADA FORMA. UTILIZE O QUE QUISER PARA PINTAR, LAPIS DE COR, GIZ DE CERA OU TINTA GUACHE.




NOME: _____ DATA: ____ / ____ / ____

PINTE A LETRA INICIAL E COMPLETE A PALAVRA.


	E
	I
<input type="text"/> NEL	A

	O
	E
<input type="text"/> VO	U

	E
	I
<input type="text"/> RUBU	U


	U
	O
<input type="text"/> NJEÇÃO	I

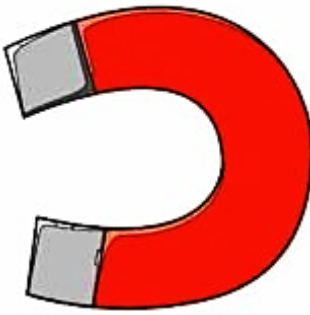
	O
	I
<input type="text"/> NJO	A


	I
	E
<input type="text"/> LHA	U


NOME: _____ DATA: ____ / ____ / ____


PINTE A LETRA INICIAL E COMPLETE A PALAVRA.


	O
	A
<input type="text"/> SA	I

	I
	E
<input type="text"/> MĂ	U

	E
	A
<input type="text"/> MA	U

	O
	I
<input type="text"/> BACATE	A




	O
	A
<input type="text"/> LICATE	E

	O
	U
<input type="text"/> SPONJA	E

NOME: _____

DATA: ____ / ____ / ____

CUBRA O PONTILHADO

 <p>A watering can is positioned at the top, and a yellow flower with a pink center and green stem is at the bottom. A dashed line connects them in a zigzag pattern.</p>	 <p>A watering can is positioned at the top, and a purple flower with a green stem and leaf is at the bottom. A dashed line connects them in a smooth, downward-curving path.</p>	 <p>A watering can is positioned at the top, and a pink flower with a yellow center and green stem is at the bottom. A dashed line connects them in a perfectly straight vertical line.</p>
---	---	---

NOME: _____

COMPLETE AS FRASES



- EU ESCOVI OS DENTES COM _____



- TODOS OS DIAS TOMO _____



- PAPAI LAVA A LOUÇA COM _____



- A PROFESSORA TOMA BANHO COM _____



- ONTEM COMI PÃO COM _____

NOME: _____

DATA: ____ / ____ / ____

1 1 1 1 1 1 1 1

2 2 2 2 2 2 2 2

3 3 3 3 3 3 3 3

4 4 4 4 4 4 4 4

5 5 5 5 5 5 5 5

6 6 6 6 6 6 6 6

7 7 7 7 7 7 7 7

8 8 8 8 8 8 8 8


9 9 9 9 9 9 9 9

0 0 0 0 0 0 0 0

NOME: _____

DATA: ____ / ____ / ____

Escreva o nome DAS FRUTAS:



1. _____

5. _____

2. _____

6. _____

3. _____

7. _____



4. _____



8. _____

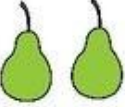

9. _____



NOME: _____ DATA: ____/____/____



PINTE O RESULTADO DA SOMA

 +  =

 +  =

 +  =

 +  =

 +  =

NOME: _____ DATA: ____/____/____

Números até 10

Recorte os números e cole no lugar correto.



1		3	4	
	7		9	



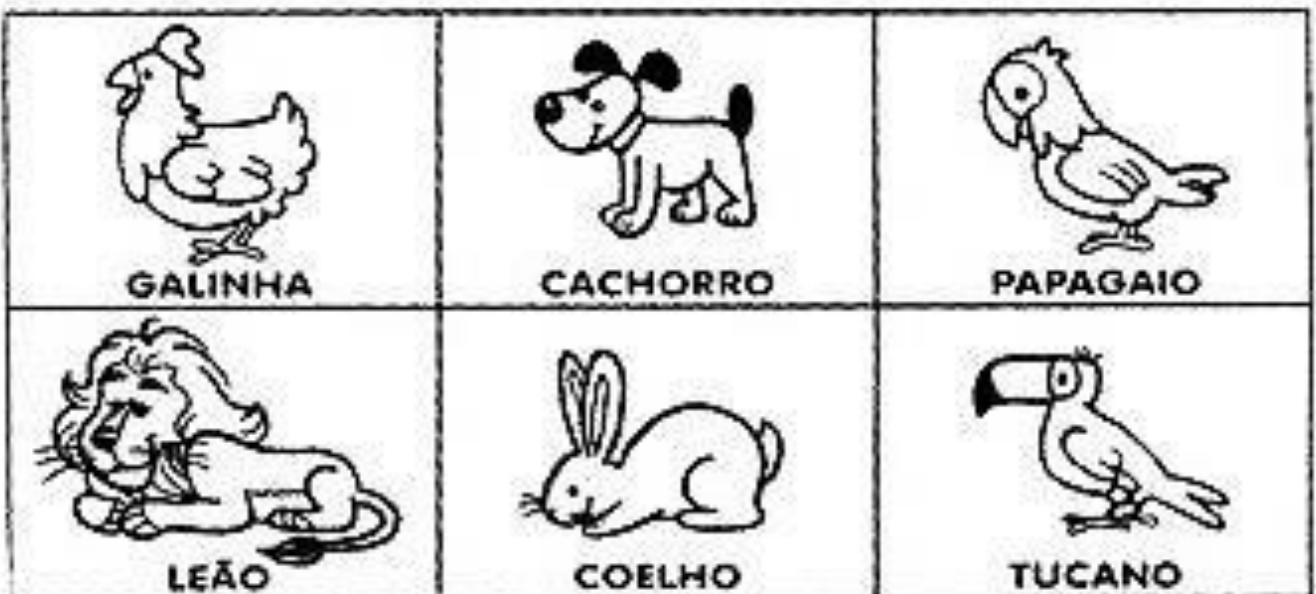
NOME: _____ DATA: ____ / ____ / ____

OBSERVANDO OS ANIMAIS

OBSERVE OS ANIMAIS NO FINAL DA FOLHA E, DE ACORDO COM A COBERTURA DO CORPO DE CADA UM, ESCREVA O NOME DELES NA COLUNA CORRESPONDENTE.

PENAS

PÊLOS



Dia das crianças

08 de outubro

GRAVE UM VÍDEO DA BRINCADEIRA E ENVIE NO GRUPO DE WHATSAPP.

ATIVIDADES

1- SALTO EM ALTURA:

MATERIAIS: DUAS CADEIRAS, UMA CORDA OU CABO DE VASSOURA. PODE-SE USAR ALMOFADAS E IR AUMENTANDO O NÍVEL DE DIFICULDADE.

DESENVOLVIMENTO: COLOCAMOS DUAS CADEIRAS A UMA CERTA DISTÂNCIA UMA DA OUTRA COM UM CABO DE VASSOURA ENTRE ELAS. A CRIANÇA DEVERÁ SALTAR EM ALTURA POR CIMA DO OBJETO NO MEIO DAS CADEIRAS.

2- SALTO EM DISTÂNCIA:

MATERIAIS: CHINELO, FITAS (BARBANTE), RÉGUA.

DESENVOLVIMENTO: FAÇA UMA LINHA NO CHÃO E A PARTIR DELA PULE COM OS DOIS PÉS JUNTOS. MARQUE A DISTÂNCIA DO PULO COM O CHINELO. CADA PARTICIPANTE TERÁ TRÊS TENTATIVAS. VENCE QUEM NO FINAL DAS TENTATIVAS CONSEGUIR CHEGAR MAIS LONGE.




NOME: _____ DATA: ____ / ____ / ____

JOGO

- DOIS OU MAIS JOGADORES;
 - JOGUE O DADO E VEJA QUAL O PERSONAGEM;
 - JOGUE UMA SEGUNDA VEZ E VEJA QUAL ACONTECIMENTO;
 - JOGUE A TERCEIRA VEZ E DESCUBRA O LUGAR;
- TIRE FOTO OU FILME E ENVIE NO GRUPO DA SALA.

CRIE HISTÓRIAS E FRASES			
NÚMERO SORTEADO	PERSONAGEM	ACONTECIMENTO	LUGAR
	UM DUENDE 	ENTREGA PRESENTES 	NO ÔNIBUS 
	UMA COELHA 	VÊ UMA JOANINHA 	NA ÁRVORE 
	UMA SEREIA 	ENCONTRA UM PEIXE 	NO MAR 
	UMA FADA 	ACHA UM DENTE 	NA CAMA 
	UMA MENINO 	ENCONTRA UM ROBÔ 	NA CASA ABANDONADA 
	UMA PRINCESA 	VÊ UMA COBRA 	NO CASTELO 

- 
- A decorative border of colorful balloons in shades of blue, purple, pink, and orange surrounds the page.
- DEPOIS DO JOGO.PEÇA QUE A CRIANÇA DESENHE A FRASE OU HISTÓRIA QUE MAIS GOSTOU.



REFERÊNCIAS

<https://br.pinterest.com>

<http://diariodatiamari.blogspot.com/>