

E.M. "Waldomiro Antonio Soares"

12 º Apostila

Aluno(a): _____

Turma: _____

Professora: _____

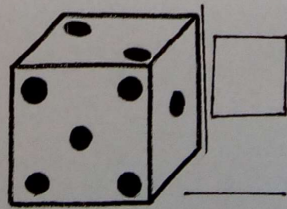







29/09/21

EDUCAÇÃO INFANTIL
PROFESSORA: VANI

ALUNO (a): _____

ESCREVA A LETRA INICIAL DOS DESENHOS,
DEPOIS REESCREVA-AS NOVAMENTE, E PINTE!



Professora Iolanda Sá, 3ªed.(Org.)



Blog da Tia Iolanda




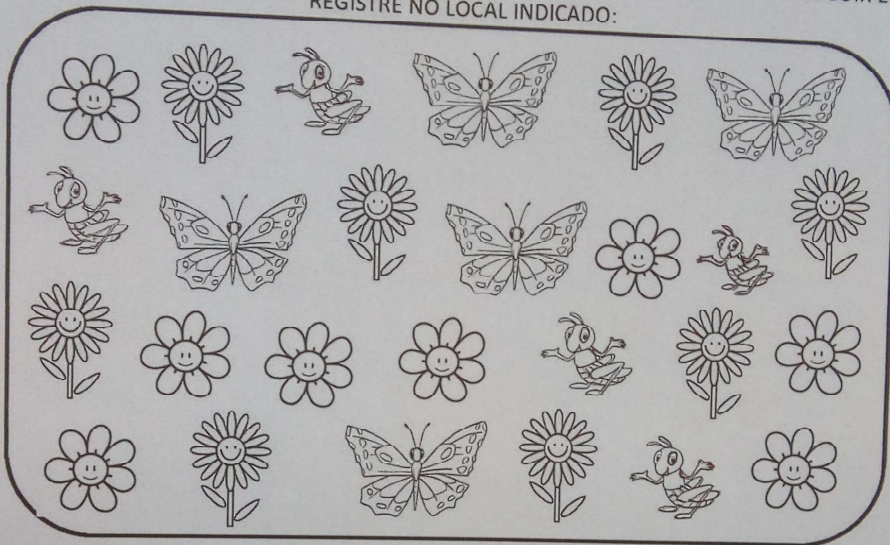
NOME: _____

DATA: 29 / 09 / 21

PRIMAVERA



TRABALHANDO GRÁFICO! CONTE CADA DESENHO QUE APARECE NA IMAGEM A SEGUIR E REGISTRE NO LOCAL INDICADO:



PINTE OS DESENHOS COM DIFERENTES CORES

ATIVIDADES SUZANO

A ARTE DE ENSINAR E APRENDER

DATA: 30 / 09 / 21

● PREENCHA AS PALAVRAS COM VOGAIS QUE ESTÃO FALTANDO. QUE SÃO: A-E-I-O-U



B _ C _



L _ V _




P _ R _ L _ T _



C _ S _




G _ T _



_ B _ C _ X _



V _ L _





V _ C _







B _ L _

HISTÓRIAS MATEMÁTICAS

MIGUEL TEM  E 

- QUANTOS  ?
- QUANTOS  ?
- QUANTOS BRINQUEDOS MIGUEL TEM AO TODO?

LÚCIA FOI À FEIRA E COMPROU 
E 

- QUANTAS  LÚCIA COMPROU?
- QUANTOS  LÚCIA COMPROU?
- QUANTAS FRUTAS LÚCIA COMPROU AO TODO?



01/10/21



QUANTIDADE: MAIS E MENOS

1) OBSERVE O DESENHO E FAÇA O QUE SE PEDE:


A) PINTE O NINHO QUE POSSUI **MAIS** OVINHOS.

B) QUAL É O NINHO QUE POSSUI **MENOS** OVINHOS?
MARQUE A RESPOSTA CORRETA.

O NINHO DE CIMA.

O NINHO DO MEIO.

O NINHO MAIS BAIXO.



2) QUANTOS OVINHOS EXISTEM
EM CADA NINHO? COMPLETE OS
ESPAÇOS COM OS NUMERAIS.

A) O NINHO MAIS BAIXO TEM _____
OVOS.

B) O NINHO DO MEIO TEM _____
OVOS.

C) O NINHO DE CIMA TEM _____
OVOS.








01/10/21

ESCOLA: MUNICIPAL WALDOMIRO ANTÔNIO SOARES
TURMA: FASE T-A PROFESSOR(A): YANI

EU SOU: _____

1- OBSERVE OS DESENHOS, RECORTE E COLE ABAIXO DE CADA UM, O NOME CORRESPONDENTE. E PINTE.



BORBOLETA

ABELHA

CARACOL

JOANINHA

LAGARTA

FORMIGA


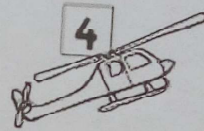
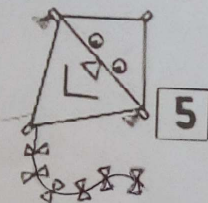
04/10/21

ESCOLA: MUNICIPAL WALDOMIRO ANTÔNIO SOARES
TURMA: FASET-A PROFESSOR(A): VANI
EU SOU: _____



SEMANA DA CRIANÇA

1- PINTE OS BRINQUEDOS COM AS CORES INDICADAS NA LEGENDA



AMARELO

1

VERDE

2

AZUL

3

VERMELHO

4

LILÁS


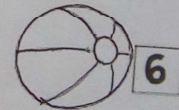
5

LARANJA

6

MARRON

7











04/10/21

ESCOLA: MUNICIPAL WALDOMIRO ANTONIO SOARES
TURMA: FASE I - A PROFESSOR(A): VANI
EU SOU: _____



SEMANA DA CRIANÇA

1- ESCREVA A LETRA INICIAL DO NOME DE CADA BRINQUEDO
MARQUE COM UM X, O SEU BRINQUEDO PREFERIDO E PINTE!



ESCOLA: MUNICIPAL WALDOMIRO ANTÔNIO SOARES

DATA: 05 / 10 / 2021

NOME: _____

LINGUAGEM

FAMÍLIA SILÁBICA

M

PINTE A PALAVRA QUE REPRESENTA A FIGURA:
E OS DESENHOS TAMBÉM!



MAÇÃ

MACA

MALA



MEIA

MESA

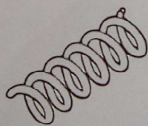
MEL



MISTO

MILHO


MICO



MOLA

MOTO


MOÇA



MOLA

MOTO

MOÇA



MÚSICA

MÚMIA

MURO

05/10/21

ESCOLA: MUNICIPAL WALDOMIRO ANTÔNIO SOARES

TURMA: FASE I-A PROFESSOR(A): VANI





EU SOU: _____



SEMANA DA CRIANÇA

1- VOCÊ JÁ BRINCOU DE AMARELINHA? O OBJETIVO É CHEGAR ATÉ O CÉU. EM SEGUIDA ESCREVENDO OS NÚMEROS. PINTE OS DESENHOS.

CÉU



A ARTE DE ENSINAR E APRENDER


ESCOLA: MUNICIPAL WALDOMIRO ANTÔNIO SOARES

TURMA: FASE I-A

DATA: 06 / 10 / 21

ALUNO(A)

1- COPIE A PALAVRA NA LINHA ABAIXO E RESPONDA:



B O R B O L E T A

LETRA INICIAL LETRA FINAL

QUANTIDADE DE LETRAS

AS VOGAIS

AS CONSOANTES

Escola: MUNICIPAL WALDOMIRO ANTÔNIO SOARES




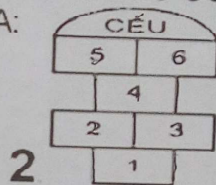
Data: 06/10/21 Turma: FASE I - A

Aluno(A):

DIA DAS CRIANÇAS - 12 DE OUTUBRO

ESCREVA NO ESPAÇO CORRESPONDENTE A LETRA INICIAL DE CADA BRINQUEDO OU BRINCADEIRA:

E PINTE - AS



1. 2. 3. 4. 5. 6.

--	--	--	--	--	--

ESCREVA O NOME DO BRINQUEDO QUE VOCÊ PREFERE:


07/10/21

ESCOLA: MUNICIPAL WALDOMIRO ANTONIO SOARES
TURMA: FASE T-A PROFESSOR(A): VANI
EU SOU: _____








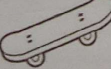



SEMANA DA CRIANÇA

1- VEJAM QUANTOS BRINQUEDOS SERÃO DOADOS PARA AS CRIANÇAS E PINTE



2- QUANTOS SÃO?

	<input type="text"/>		<input type="text"/>		<input type="text"/>
	<input type="text"/>		<input type="text"/>		<input type="text"/>
	<input type="text"/>		<input type="text"/>		<input type="text"/>







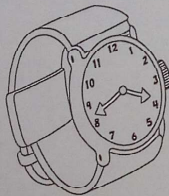



Data: 07/10/21

Professor(a): VANI

Aluno(a): _____

Turma: FASE I-A

QUAL A LETRA INICIAL? VAMOS ANOTAR?
É PINTAR OS DESENHOS.






Blog Cantinho do Saber - www.cantinhodosaber.com.br

Nome: _____

Data: 08 / 10 / 2021

Dia das crianças - 12 de outubro

AS CRIANÇAS BRINCAM NO JARDIM. QUÊ TAL PINTAR A CENA!



- São quantas crianças?

- Quantos brinquedos?

COMPLETE O QUADRO:

PALAVRA	NÚMERO DE LETRAS	LETRA INICIAL	LETRA FINAL
BOLA			
BALANÇO			
CORDA			

para mais atividades: www.cantinhodosaber.com.br


08/10/21

ATIVIDADE

ESCREVA SEU NOME:

EU SOU: _____

SEMANA DA CRIANÇA



1-ESCREVA DO SEU JEITO, O NOME DE CADA BRINQUEDO.
E PINTE

