



Prefeitura da Estância Turística de
IBIÚNA



E.M “JOSÉ GABRIEL MACHADO”

Fase I e II

PROFESSORA: MARGARETH M. GUARDÃO



APOSTILA DE ATIVIDADES REMOTAS Nº 12

PERÍODO DE: 29, 30/09, 01, 04, 05, 06, 07, 08/10


NOME: _____

NOME: _____

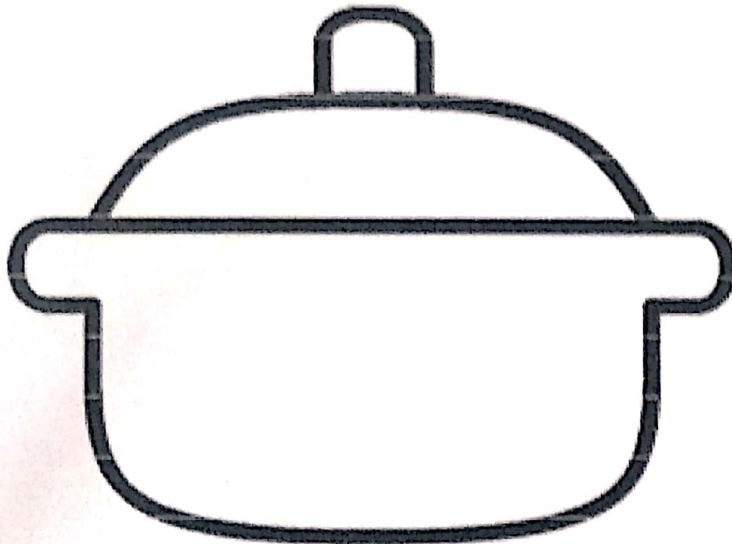
DATA: ____ / ____ / ____

MATEMÁTICA

MARQUE O OBJETO QUE TEM A FORMA DE UM TRIÂNGULO



HORA DA SALADA! DESENHE NA PANELA A QUANTIDADE INDICADA DOS ALIMENTOS



2



4



5

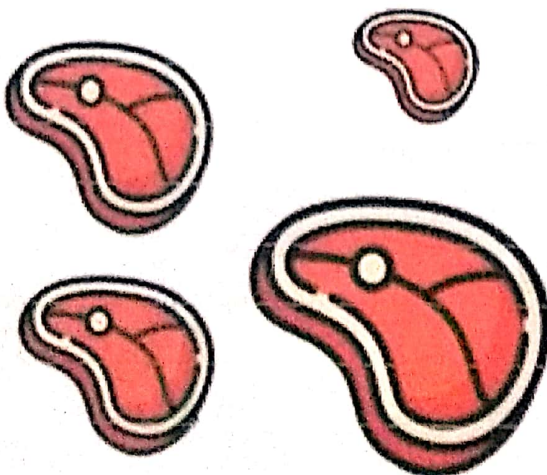


1




3

CIRCULE O PEDAÇO DE CARNE MAIOR



FAÇA UM (X) NA BATATA QUE ESTÁ EMBAIXO DO COPO DE CAFÉ




www.abcdajessica.wixsite.com/home

NOME: _____



ESCOLA: _____

TURMA: _____ DATA: _____

CUBRA OS NÚMEROS COM LÁPIS DE COR.



QUATRO




Escola: _____

Nome: _____ Data: _____



Monte o gatinho usando as formas geométricas a baixo



escoladossosnhosclaudia.blogspot.com



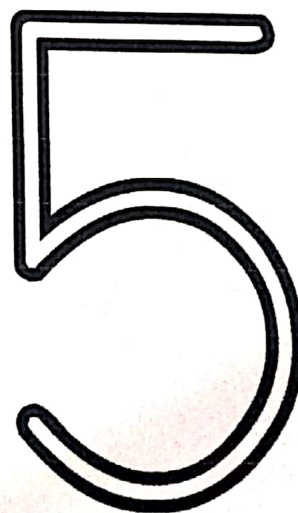

COLE O GATINHO AQUI

NOME: _____
ESCOLA: _____
TURMA: _____ DATA: _____

CUBRA OS NÚMEROS COM LÁPIS DE COR.



CINCO



NOME:

DATA: / /

PINTE A QUANTIDADE INDICADA:

1 2 3 4 5 6 7 8 9

profrafaelak.blogspot.com






Escola: _____

Nome: _____ Data: _____

Turma: _____ Série: _____ Prof.: _____

Atividade para a primavera

Conte quantas flores tem em cada vaso e escreva no caso o número correspondente:



Escola: _____
Nome: _____ Data: _____
Turma: _____ Série: _____ Prof.: _____

Atividade para a primavera

Desenhe nos quadros abaixo de acordo com os sentimentos:

Eu vejo...

Eu ouço...

Eu cheiro...



Eu gosto...


Eu sinto...


Escola: _____
Nome: _____ Data: _____
Turma: _____ Série: _____ Prof.: _____

Atividade para a primavera

Recorte as partes coloridas do cogumelo e cole de acordo com o número:



 PINTE O OBJETO QUE PRODUZ SOM.




CADERNO



PERFUME




SINO




LÁPIS

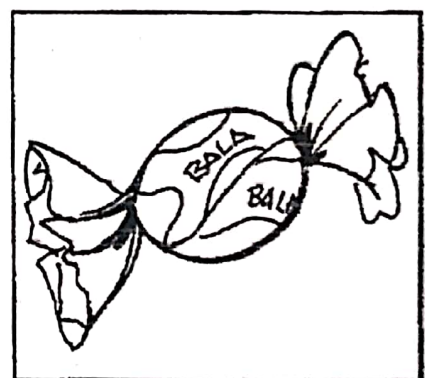
 DOS ALIMENTOS ABAIXO, DE QUAL VOCÊ MAIS GOSTA? CIRCULE-O.



SORVETE


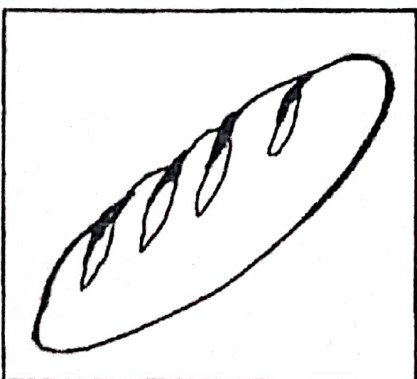


MELANCIA



BALA


 QUAL DESSES ALIMENTOS É AZEDO?



PARA CASA

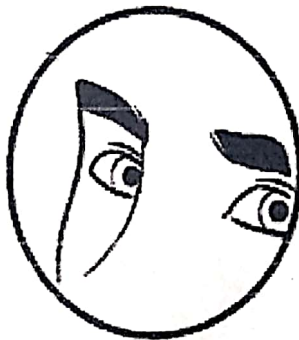
NOME: _____


DATA: ___/___/___

 PINTE, ABAIXO, O QUE TEM CHEIRO.



 PINTE O ÓRGÃO QUE VOCÊ USA PARA SENTIR O PERFUME DA ROSA.



 AGORA, FAÇA UM X NO ÓRGÃO QUE VOCÊ USA PARA PEGAR A ROSA.



VOCÊ SABIA?

AMIGUINHO(A), PARA VER A ROSA, USAMOS O SENTIDO DA VISÃO; PARA PEGÁ-LA, USAMOS O TATO; PARA SENTIR-LHE O PERFUME, USAMOS O OLFATO.





Escola: _____

Nome: _____ Data: _____

Turma: _____ Série: _____ Prof.: _____

Atividade para a primavera

CUBRA O VÔO DA BORBOLETA




Escola: _____

Nome: _____ Data: _____

Turma: _____ Série: _____ Prof.: _____

Atividade para a primavera

VAMOS COLORIR?








Escola: _____
Nome: _____ Data: _____
Turma: _____ Série: _____ Prof.: _____

Atividade para a primavera

COLORIR APENAS AS BORBOLETAS.

QUANTAS BORBOLETAS?





O PEIXE PIXOTE - HISTÓRIA INFANTIL >
- HISTÓRIA EDUCATIVA - HISTÓRIAS P...