



Prefeitura da Estância Turística de

**IBIÚNA**



**E.M “JOSÉ GABRIEL MACHADO”**

**1º ANO B**

**PROFESSOR: Marcelo Alves Cordeiro**



**APOSTILA DE ATIVIDADES REMOTAS Nº 12**

**PERÍODO DE: 29/09 A 08/10**

**NOME:**


NOME: \_\_\_\_\_

DATA: \_\_\_\_\_ PROFESSORA: \_\_\_\_\_

# LETRA V

Tem na vaca, no veado  
e no vampiro Zé Vampir.  
Tem no verde, no vermelho  
e na verruga do Valdir.

Está na vara e no varal,  
no violino e no violão.  
No vestido da Violeta,  
está no vento e no vulcão!



ABC da Mônica

VACA	VOVÔ	VELA	VALENTE
VIOLÃO	VACINA	VEADO	VAGA
VERDE	VISTO	VIDA	VERDURA
VALIDADE	VOAR	VULCÃO	VINTE
VIOLINO	VOVÓ	VITÓRIA	VOGAL
VAIAR	VIOLETA	VESTIDO	VULTO




ESCOLA: \_\_\_\_\_

TURMA: \_\_\_\_\_ PROFESSOR(A): \_\_\_\_\_


EU SOU: \_\_\_\_\_

# SEMANA DA CRIANÇA

1- VEJAM QUANTOS BRINQUEDOS SERÃO DOADOS PARA AS CRIANÇAS!



2- QUANTOS SÃO?





ESCOLA: \_\_\_\_\_ DATA: \_\_\_\_/\_\_\_\_/\_\_\_\_

NOME: \_\_\_\_\_

..◆◆■ COPIE COM LETRA CURSIVA:


VA

VE

VI

VO

VU






va ve vi vo vu vão
Va Ve Vi Vo Vu Vão

..◆◆■ COLE UMA PALAVRA PARA CADA SÍLABA:

V	A	<input type="text"/>
	E	<input type="text"/>
	I	<input type="text"/>
	O	<input type="text"/>
	U	<input type="text"/>

..◆◆■ ESCREVA OS NOMES DAS FIGURAS:




Escola: \_\_\_\_\_

Data: \_\_\_\_\_ Turma: \_\_\_\_\_

**SOESCOLA.COM**

Aluno: \_\_\_\_\_



O CEBOLINHA ESTÁ BRINCANDO COM SEU TRENZINHO.

A) QUANTOS VAGÕES ESTÃO PRESOS NO TREM?

B) QUANTOS VAGÕES NÃO ESTÃO PRESOS?

C) QUANTOS VAGÕES TÊM AO TODO?

COMPLETAR:


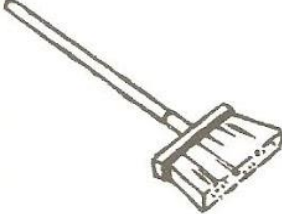









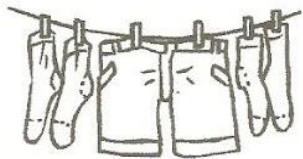
$$\underline{\quad} + \underline{\quad} = \underline{\quad}$$

PINTAR UM QUADRADINHO PARA CADA VAGÃO:

--	--	--	--	--	--	--	--	--	--

## DITADO RECORTADO

RECORTE AS PALAVRAS E COLE-AS  
DE ACORDO COM OS DESENHOS.

			
			
			
VELA	VACA	AVIÃO	VASO
VIOLÃO	NAVIO	VASSOURA	VARAL
OVO	PAVÃO	UVA	CAVALO









ESCOLA: \_\_\_\_\_  
TURMA: \_\_\_\_\_ PROFESSOR(A): \_\_\_\_\_  
EU SOU: \_\_\_\_\_



# SEMANA DA CRIANÇA

1- ESCREVA A LETRA INICIAL DO NOME DE CADA BRINQUEDO  
MARQUE COM UM X, O SEU BRINQUEDO PREFERIDO.



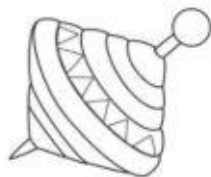
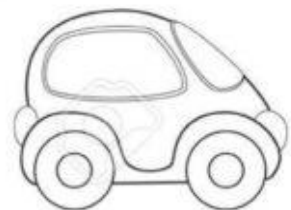
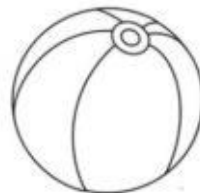
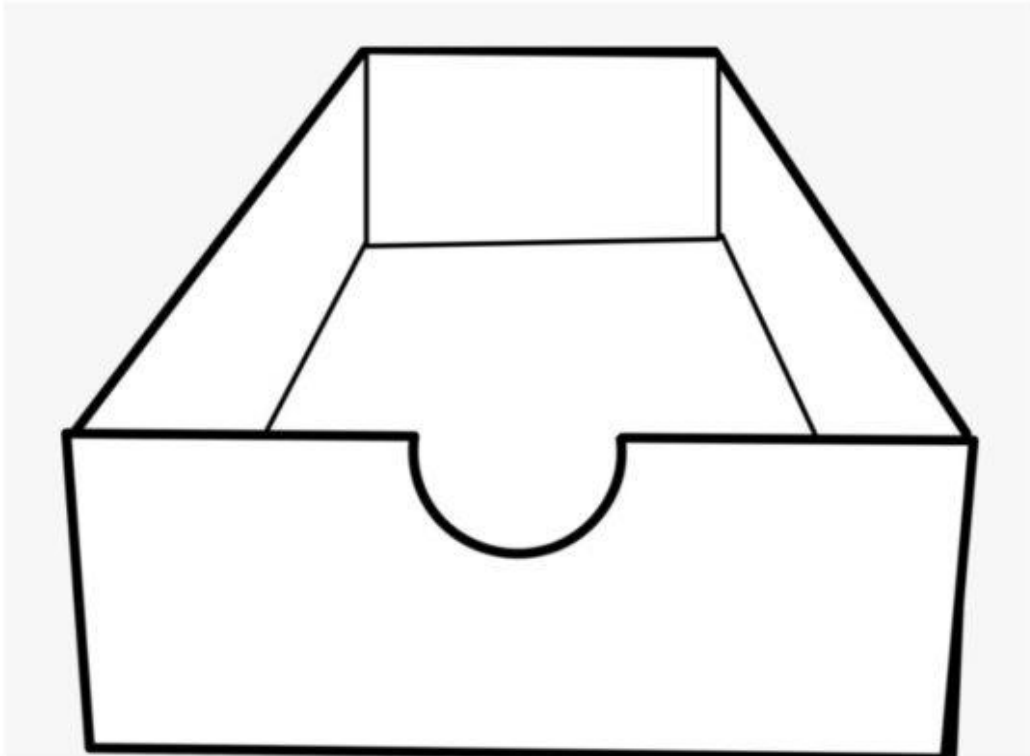
Escola: \_\_\_\_\_

Aluno: \_\_\_\_\_

Turma: \_\_\_\_\_ Data: \_\_/\_\_/\_\_

# Dia das Crianças


Pinte, recorte e cole os seus brinquedos favoritos dentro da caixa.






Escola: \_\_\_\_\_  
Data: \_\_\_\_\_ Turma: \_\_\_\_\_ EducacaoeTransformacao.com.br  
Aluno: \_\_\_\_\_


MARQUE UM X NO NOME CORRETO DAS FIGURAS ABAIXO.



BELA  
SELA  
VELA




CAVALO  
GALO  
CACHORRO



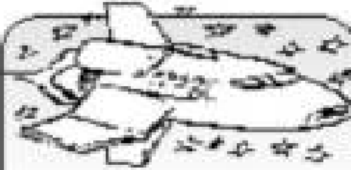
PILÃO  
VIOLÃO  
PÃO



SACOLA  
SORVETE  
SINO




EVA  
IVO  
UVA



NAVE  
NEVE  
AVE

# JOGANDO PAR OU IMPAR

OBSERVE OS DESENHOS  
DO QUADRO E REGISTRE  
OS RESULTADOS.




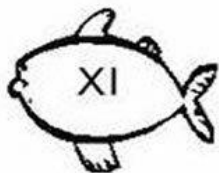
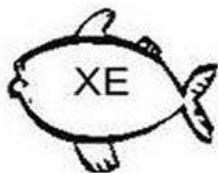

MARCOS PAR	ALEXANDRE IMPAR	TOTAL	GANHADOR
		2	MARCOS
			
			
			

Escola: \_\_\_\_\_

Data: \_\_\_\_\_ Turma: \_\_\_\_\_ ESCOLAEDUCACAO.COM.BR

Aluno: \_\_\_\_\_

COMPLETE AS PALAVRAS COM  
AS SÍLABAS ESCRITAS NOS PEIXINHOS.



PEI \_\_\_\_\_

\_\_\_\_\_ LE

AMEI \_\_\_\_\_

FAI \_\_\_\_\_

FA \_\_\_\_\_ NA

CAI \_\_\_\_\_

LI \_\_\_\_\_

ABACA \_\_\_\_\_

TÁ \_\_\_\_\_

FEI \_\_\_\_\_

BAI \_\_\_\_\_ LA

MAXI \_\_\_\_\_

ME \_\_\_\_\_ DO

LU \_\_\_\_\_

\_\_\_\_\_ DÓ

EN \_\_\_\_\_ DA

EN \_\_\_\_\_ TO

\_\_\_\_\_ XA

SUBSTITUA OS DESENHOS POR PALAVRAS  
E ESCREVA AS FRASES FORMADAS.

O

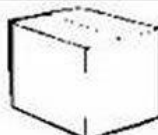


DA XÊNIA É UM LUXO.

PIXOXÓ PEGOU O



DA



A



CAXUXA ASSUSTOU AS CRIANÇAS.

O



PIXOXÓ ESTOUROU A



A MAMÃE FRITOU



E FEZ SALADA DE MAXIXE.











NOME: \_\_\_\_\_

DATA: \_\_\_\_\_ PROFESSORA: \_\_\_\_\_

## MATEMÁTICA

COMPLETE AS PEÇAS DE DOMINÓ DE MODO QUE A SOMA TOTAL SEJA A MESMA QUE APARECE NO CASCO DA TARTARUGA



NOME: \_\_\_\_\_

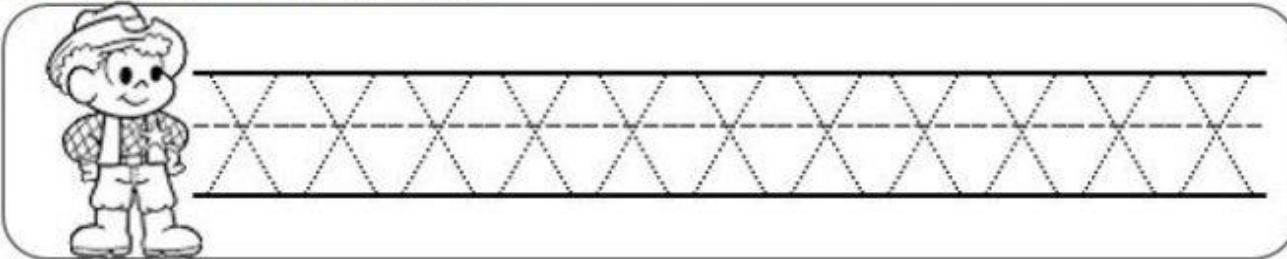
DATA: \_\_\_\_\_



LINGUAGEM ORAL E ESCRITA




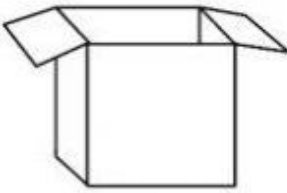


1. SIGA O PONTILHADO


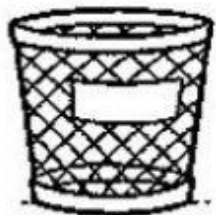

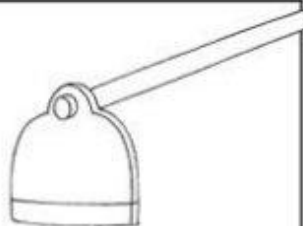


2. JUNTANDO AS LETRINHAS FORMAMOS AS SÍLABAS

+	A	E	I	O	U
X					

3. COMPLETE AS PALAVRAS COM AS SÍLABAS

			
BE__GA	CAI__	PEI__	__ROPE

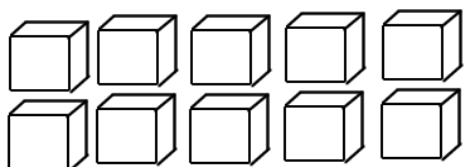
			
BRU__	LI__IRA	ABACA__	EN__DA

Escola: \_\_\_\_\_

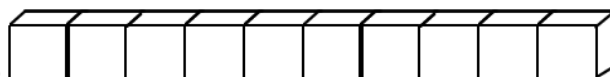
Turma: \_\_\_\_\_ Data: \_\_\_\_ / \_\_\_\_ / \_\_\_\_

Aluno: \_\_\_\_\_

## DEZENAS E UNIDADES



10 Unidades



1 Dezena

1 - Complete os quadros:

	D	U
25		
18		
93		
36		
78		
15		
46		



	D	U
	8	6
	3	2
	4	7
	1	2
	9	0
	7	3
	2	5

2 - Decomponha os numerais em dezenas e unidades:

35 trinta e cinco - 3 dezenas e 5 unidades

76 \_\_\_\_\_

19 \_\_\_\_\_

93 \_\_\_\_\_





# CONSOANTE X

1) Junte as sílabas das xícaras, forme palavras e, depois, leia-as.

fa xi na



xa le

cai xo te

ro xo

xe re ta

xí ca ra

lu xo

xe ri fe

li xo

me xe ri ca

a mei xa

pei xe

a ba ca xi

JOGO DAS SÍLABAS

IDEIA CRIATIVA



GA




TO




BO




DE




SA



PO



RA



TO

Recortar para brincar do jogo da memória

Referências:

[www.educacaoetransformacao.com.br](http://www.educacaoetransformacao.com.br)

[www.escolaeducacao.com.br](http://www.escolaeducacao.com.br)

[www.borboletakids.com.br](http://www.borboletakids.com.br)

[www.indagacao.com.br](http://www.indagacao.com.br)