



PREFEITURA DA ESTÂNCIA TURÍSTICA DE

**IBIÚNA**

Por uma Ibiúna próspera. Investindo no presente, gerando o futuro.



*E.M Prefeito Seme Issa*

Aluno(a): \_\_\_\_\_ Ano/Série: FASE II B

Professor (a): Cristiane

13ª APOSTILA

4º Bimestre



- ✚ **ATIVIDADES REFERENTES AOS DIAS: 18, 19, 20, 21, 23, 24, 25, 26, 27, 28, 29/10 e 03, 04 e 05/11. (13 dias).**
- ✚ **Está apostila deverá ser devolvida para a correção no dia 08/11/2021 (segunda-feira).**

NOME: \_\_\_\_\_

DATA:18/10/2021

PINTE AS FIGURAS COM CHEIRO BOM, CIRCULE A FIGURA COM CHEIRO RUIM:

## Os Sentidos

Meus Trabalhos Pedagógicos



OLFATO:  
COM O NARIZ PODEMOS SENTIR O  
CHEIRO DAS COISAS.

PINTE A FIGURA QUE REPRESENTA  
UM CHEIRO BOM, GOSTOSO.  
FAÇA UM CÍRCULO NA FIGURA QUE  
REPRESENTA UM  
CHEIRO DESAGRADÁVEL.



DATA:18/10/2021

NOME: \_\_\_\_\_

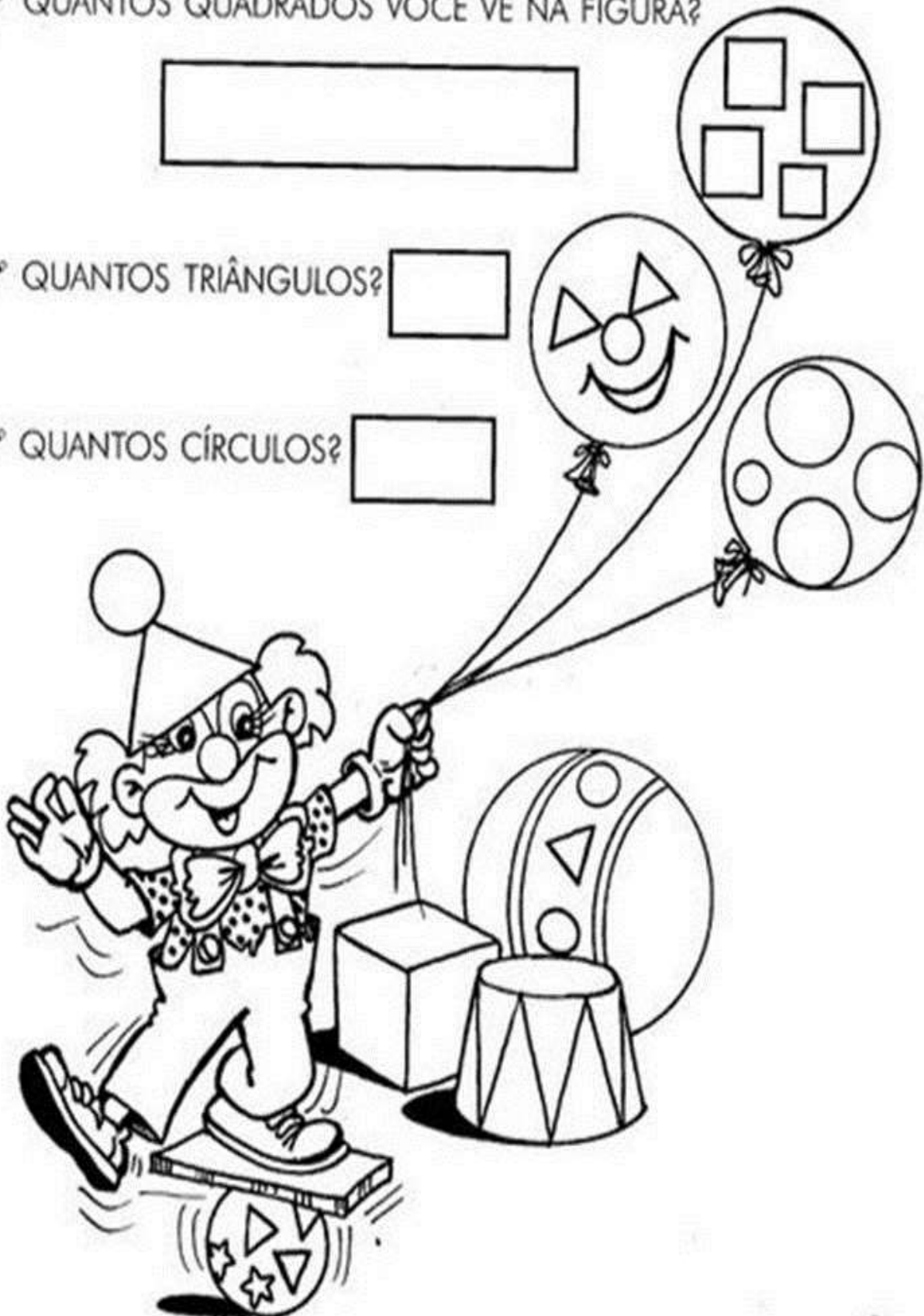

✎ QUANTOS QUADRADOS VOCÊ VÊ NA FIGURA?



✎ QUANTOS TRIÂNGULOS?



✎ QUANTOS CÍRCULOS?



NOME: \_\_\_\_\_

DATA: 19/10/2021

UNA A LETRA **R** COM CADA VOGAL E FORME AS SÍLABAS:

A

E

I

O

U


NOME: \_\_\_\_\_

DATA: 19/10/2021





1- COMPLETE A SEQUÊNCIA DE ACORDO COM A LEGENDA.

△ VERMELHO

○ AZUL



2- CONTE E REGISTRE AS QUANTIDADES:



NOME: \_\_\_\_\_

DATA:20/10/2021

LIGUE AS SÍLABAS À SUA FIGURA CORRESPONDENTE:

# FAMÍLIA SILÁBICA

## R

LIGUE:

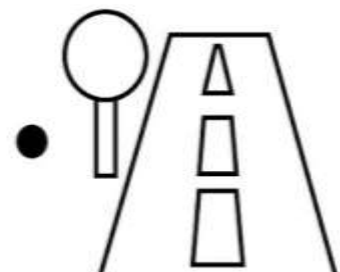
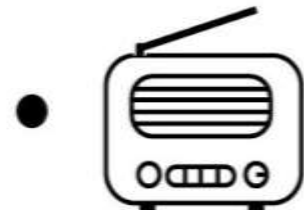


RA

RE

RI

RO


RU



NOME: \_\_\_\_\_

DATA:20/10/2021

**CONTE QUANTOS ELEMENTOS  
DA MESMA ESPÉCIE EXISTEM NESTA CENA**



LUAS



COMETAS



FOGUETES



VULCÕES



BANDEIRAS



E.T.S



ASTRONAUTAS



ESTRELAS

NOME: \_\_\_\_\_

DATA:21/10/2021

Conhecendo o corpo / Os sentidos

- Os **olhos** são os órgãos da **visão**. Com eles vemos as coisas.
- Circule os órgãos da **visão** e ligue-os ao lugar correto no rosto da menina.








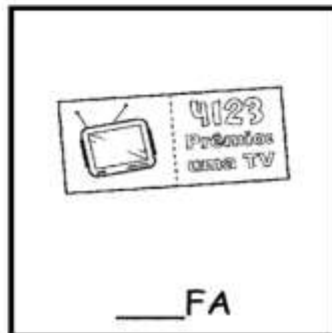
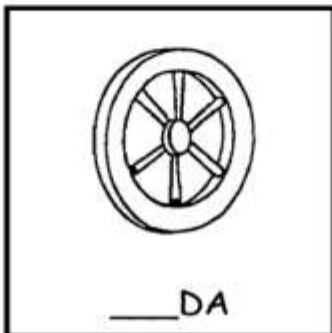

NOME: \_\_\_\_\_

DATA: 21/10/2021



VAMOS COMPLETAR AS PALAVRAS:

RA - RE - RI - RO - RU




NOME: \_\_\_\_\_

DATA: 22/10/2021


Pedestres: são todas as pessoas que circulam a pé pelas vias de circulação.

OBSERVE AS DUAS ATITUDES DOS PEDESTRES E PINTE APENAS A QUE ESTIVER CORRETA:



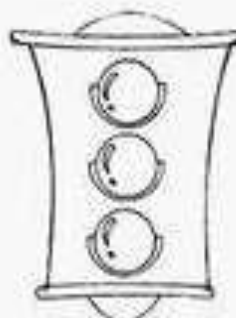
AGORA, VAMOS PINTAR O SEMÁFORO E SEU SIGNIFICADO DE ACORDO COM A LEGENDA?

PARE!



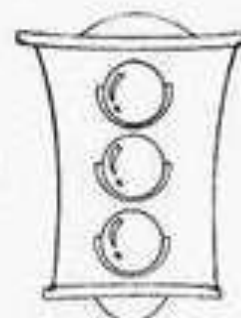
VERMELHO

ATENÇÃO!



AMARELO


SIGA!


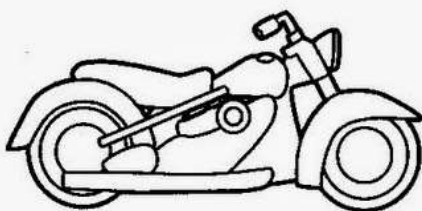




VERDE

NOME: \_\_\_\_\_

DATA: 22/10/2021

 OBSERVE OS MEIOS DE TRANSPORTE E ESCREVA, EM CADA QUADRINHO, O NÚMERO DE RODAS QUE CADA UM DELES POSSUI.




NOME: \_\_\_\_\_

DATA: 25/10/2021

# FAMÍLIA SILÁBICA DO **R**

L-PINTE OS DESENHOS COM NOMES INICIADOS PELA SÍLABA EM DESTAQUE


**RA**



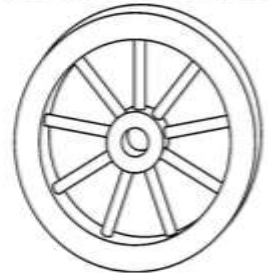

**RE**



**RI**



**RO**



**RU**




NOME: \_\_\_\_\_


DATA: 25/10/2021

**ESCREVA NOS QUADRADINHOS A QUANTIDADE REPRESENTADA EM CADA AGRUPAMENTO.**


$1 + 1 = \underline{\quad}$




$3 + 1 = \underline{\quad}$




$3 + 2 + 1 = \underline{\quad}$



$5 + 1 = \underline{\quad}$



$2 + 1 = \underline{\quad}$



$1 + 0 = \underline{\quad}$



NOME: \_\_\_\_\_

DATA:26/10/2021

VAMOS BRINCAR?

Circule as letras **R** nas palavras abaixo:

RA

RE

RI

RO

RU

O RATO

(folclore)






O RATO ROEU  
A ROUPA DO  
REI DE ROMA  
E A RAINHA  
RIU DA ROUPA  
DO REI ROÍDA.




NOME: \_\_\_\_\_




DATA: 26/10/2021




### SOMANDO COM OS DADOS




0 1 2 3 4 5 6 7 8 9




 +  =   
\_\_\_\_\_ + \_\_\_\_\_ = \_\_\_\_\_

 +  =   
\_\_\_\_\_ + \_\_\_\_\_ = \_\_\_\_\_

 +  =   
\_\_\_\_\_ + \_\_\_\_\_ = \_\_\_\_\_

 +  =   
\_\_\_\_\_ + \_\_\_\_\_ = \_\_\_\_\_

 +  =   
\_\_\_\_\_ + \_\_\_\_\_ = \_\_\_\_\_

 +  =   
\_\_\_\_\_ + \_\_\_\_\_ = \_\_\_\_\_

NOME: \_\_\_\_\_


DATA: 27/10/2021



# APRENDENDO COM PEPPA E GEORGE!

AJUDE SUSY UNIR A INICIAL DE SEU NOME COM  
CADA VOGAL E FORME SÍLABAS:

A diagram for a syllable-building activity. On the left is a box containing the letter 'S'. Five arrows point from this 'S' box to five boxes containing the vowels: 'A', 'E', 'I', 'O', and 'U'. To the right of each vowel box is an empty rectangular box, with an arrow pointing from the vowel box to it. This setup is intended for the student to combine the initial 'S' with each vowel to form syllables.







NOME: \_\_\_\_\_

DATA: 27/10/2021

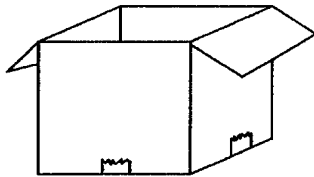
⇒ 1) FAÇA UM X NO  
DESENHO À DIREITA  
DO MENINO:




⇒ 2) FAÇA UM ○ NO  
DESENHO À ESQUERDA  
DA MENINA:




⇒ 3) DESENHE UM  
BRINQUEDO DENTRO  
DA CAIXA:



⇒ 4) PINTE O LÁPIS MAIS  
ESTREITO E CIRCULE  
O LÁPIS MAIS LARGO:



⇒ 5) MARQUE A BOLA QUE ESTÁ ENTRE AS DUAS  
ÁRVORES:



NOME: \_\_\_\_\_

DATA: 28/10/2021



♦ OBSERVE A SÍLABA EM DESTAQUE NA PALAVRA:

# SACOLA

♦ PINTE APENAS AS PALAVRAS EM QUE ELA APARECE.



NOME: \_\_\_\_\_

DATA: 29 / 10 / 2021







Escola \_\_\_\_\_





Nome \_\_\_\_\_

Data \_\_\_\_/\_\_\_\_/\_\_\_\_.

# Matemática Animal

## ◆ VAMOS SUBSTITUIR?




	_____		_____
	_____		_____

E.M. PREFEITO SEME ISSA

NOME: \_\_\_\_\_

DIA 29 É COMEMORADO O DIA DO LIVRO!

DESENHE UMA HISTÓRIA DE QUE VOCÊ MAIS GOSTA.







(PEÇA PARA ALGUÉM ESCREVER O NOME DA SUA HISTÓRIA PREFERIDA.)

DATA:29 /10/2021

NOME: \_\_\_\_\_

LIGUE OS IGUAIS



QUANTOS LIVROS TEM?


NOME: \_\_\_\_\_

DATA: 03 / 11 / 2021

PINTE COM CAPRICO:



31 de Outubro - Dia do Halloween.



NOME: \_\_\_\_\_

DATA:03 /11/2021

COLE PAPEL PICADO LARANJA NA ABÓBORA.



NOME: \_\_\_\_\_

DATA: 04 / 11 / 2021

PARA CASA



1- CANTE A MÚSICA PARA A MAMÃE OUVIR.  
CANTOU? \_\_\_\_\_

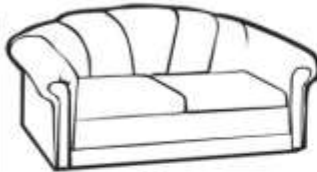
O SAPO NÃO LAVA O PÉ  
NÃO LAVA PORQUE NÃO QUER  
ELE MORA LÁ NA LAGOA  
NÃO LAVA O PÉ  
PORQUE NÃO QUER...  
MAS QUE CHULÉ!



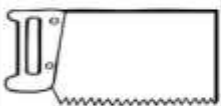
2- COMPLETE AS PALAVRAS COM A LETRA S



APO



OFÁ



ERROTE



UCO



INO



APATO




NOME: \_\_\_\_\_

DATA:04 /11/2021

## Alimentos salgados e alimentos azedos

Circule os alimentos salgados e pinte de verde os alimentos azedos.




NOME: \_\_\_\_\_

DATA:05/11/2021


COMPLETE AS PALAVRAS COM AS SÍLABAS SA, SE, SI, SO OU SU.



\_\_\_CO



\_\_\_PATO




\_\_\_NO



\_\_\_RVETE



\_\_\_BIÁ



\_\_\_RPENTE



\_\_\_REIA




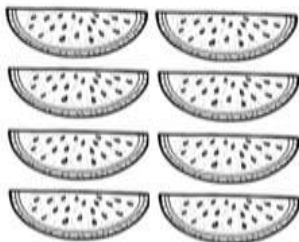
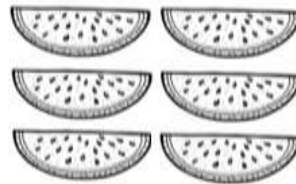


\_\_\_LDADO

S

NOME: \_\_\_\_\_

DATA: 05 / 11 / 2021

A Magali gosta muito de melancia, vamos contar e registrar os pedaços de melancia.



NOME: \_\_\_\_\_

**Referências:**

<https://www.espaçoeducar.com.br> acesso em 08/10/2021

<https://www.cantinhodosaber.com.br> acesso em 08/10/2021

<https://www.ensinareaprender.blogspot.com.br> acesso em 08/10/2021

<https://www.educacaoetransformacao.com.br> acesso em 08/10/2021

<https://www.ideia.criativagibarbosa.com.br> acesso em 08/10/2021

<https://www.notebookdaprof.blogspot.com.br> acesso em 08/10/2021

<https://www.abccriativo.com.br> acesso em 08/10/2021

<https://www.escolinha ludica.com.br> acesso em 08/10/2021

<https://www.israelakotona.com.br> acesso em 08/10/2021

<https://www.dentedeleite.blogspot.com.br> acesso em 08/10/2021

<https://www.ensinoja.com.br> acesso em 08/10/2021

<https://www.meustrabalhos pedagogicos.com.br> acesso em 08/10/2021