

APOSTILA Nº 13

“E.M UBIRAJARA PEDROSO DOMINGUES”

ATIVIDADES REFERENTE AOS DIAS 18/10 À 29/10/2021



ALUNO(a): _____

DATA DE DEVOLUÇÃO 08/11/2021 SEGUNDA-FEIRA

PROFESSORA: MARCELA JUNI

2 ANO

DIA DA SEMANA: _____

NOME: _____

LÍNGUA PORTUGUESA

PINTE CADA SÍLABA DAS PALAVRAS COM
UMA COR DIFERENTE:



PIRULITO



LATA




SALADA



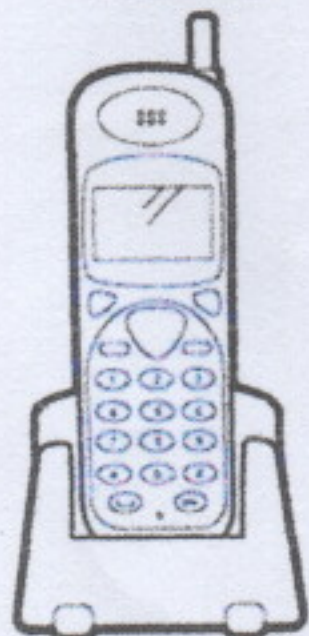
PIPOCA



BOLO




AVIÃO




TELEFONE



RATO



DADO



CAVALO


ATIVIDADES PARA O DIA 18/10/2021

DIA DA SEMANA: _____

NOME: _____

GEOGRAFIA

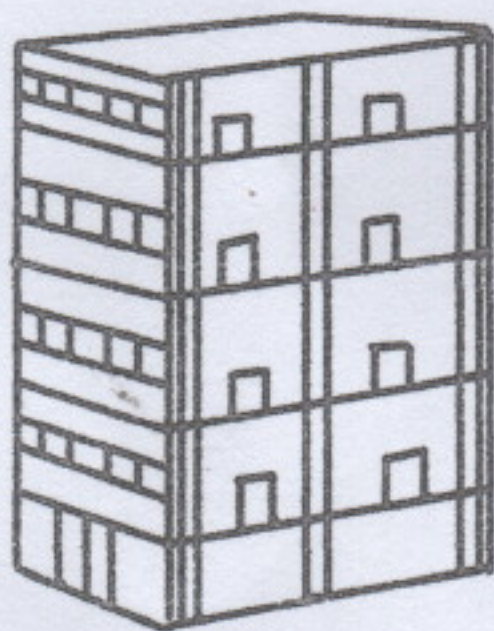
LIGUE CADA MORADIA AO SEU NOME.




• APARTAMENTO



• CASA



• OCA



• IGLU



• CASTELO

DIA DA SEMANA: _____

NOME: _____

LÍNGUA PORTUGUESA

GALINHA CHOCA
COMEU MINHOCA
SAIU PULANDO
QUE NEM PIPOCA.

1. PROCURE NO TEXTO O NOME DA FIGURA
ABAIXO, CIRCULE E DEPOIS
ESCREVA NO ESPAÇO:




--	--	--	--	--	--	--

2. CIRCULE O NOME DA FIGURA ACIMA:

minhoca pipeca galinha
galinha pulando comeu

3. PINTÉ AS FIGURAS QUE COMEÇAM COM O MESMO
SOM DA FIGURA DA ATIVIDADE NÚMERO 1:



4. COMPLETE A PARLENDÁ:

GALINHA CHOCA
COMEU _____
SAIU PULANDO
QUE NEM _____

ATIVIDADES PARA O DIA 19/10/2021

DIA DA SEMANA: _____

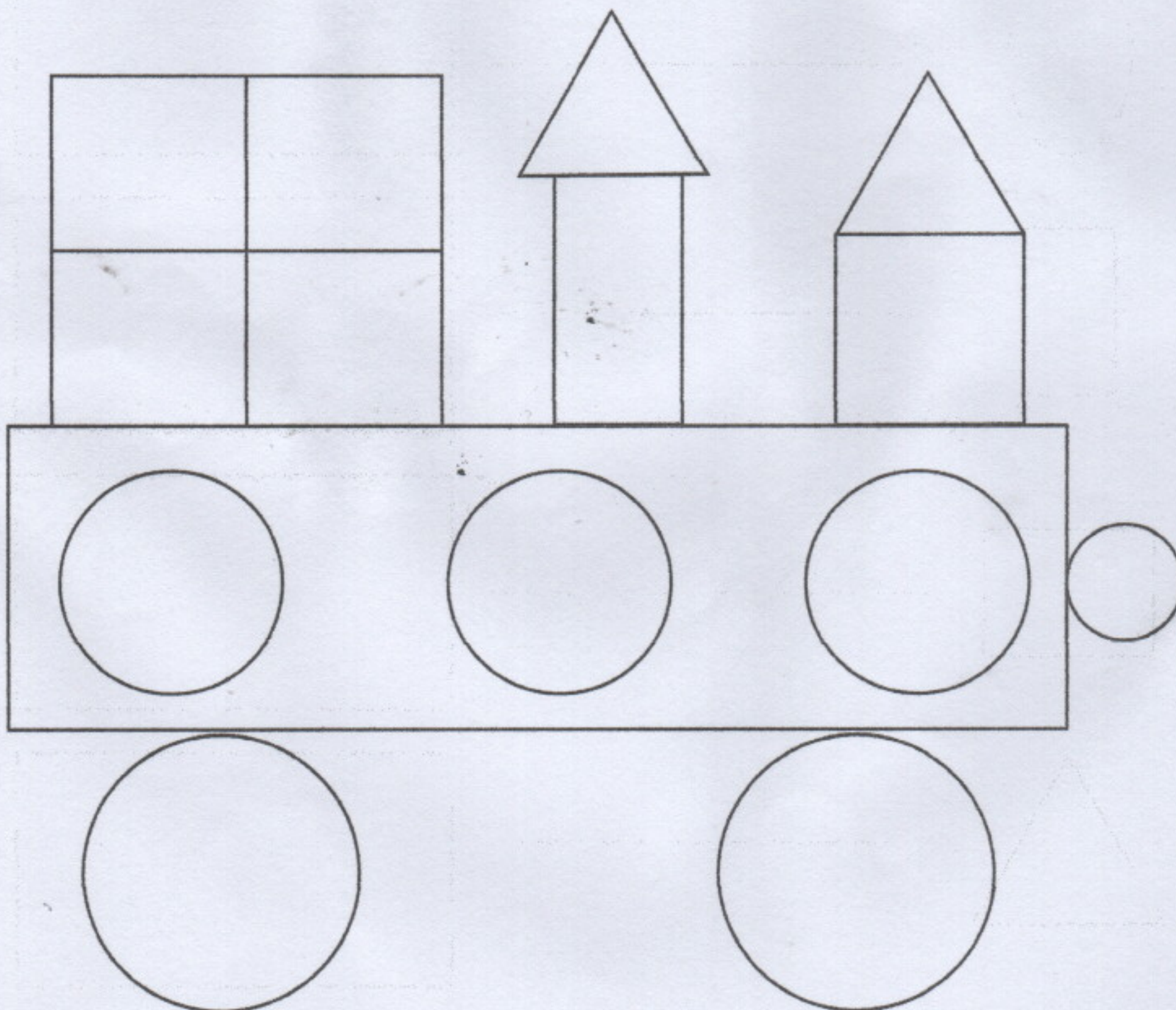

NOME: _____

MATEMÁTICA

I. PINTE O DESENHO CONFORME A LEGENDA:

LEGENDA

	VERMELHO
	AMARELO
	MARROM
	AZUL




DIA DA SEMANA: _____

NOME: _____


MATEMÁTICA

MARCANDO QUANTIDADES

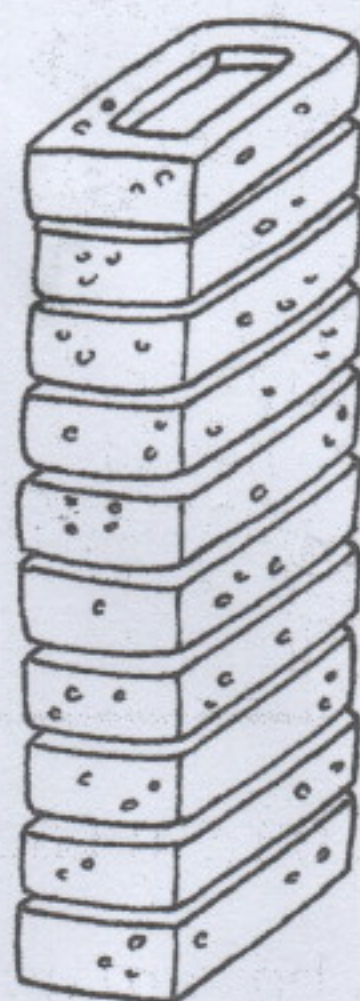
1. Pinte a quantidade indicada de tijolos.



6 TIJOLOS



8 TIJOLOS



9 TIJOLOS



5 TIJOLOS

2. Pinte a quantidade indicada de velas.



7 VELAS




8 VELAS



5 VELAS

3. Observe esta caixa.



a) Quantas garrafas há na caixa? _____


b) Pinte 3 garrafas de verde, 3 de amarelo e 3 de vermelho.

DIA DA SEMANA: _____

NOME: _____

LÍNGUA PORTUGUESA

COMPLETE AS PALAVRAS COM AS VOGAIS:



M _ C _ C _



B _ L _



X _ C _ R _



_ V _




V _ C _



P _ N _ L _




T _ M _ T _



N _ V _ _



S _ P _ T _



P _ P _


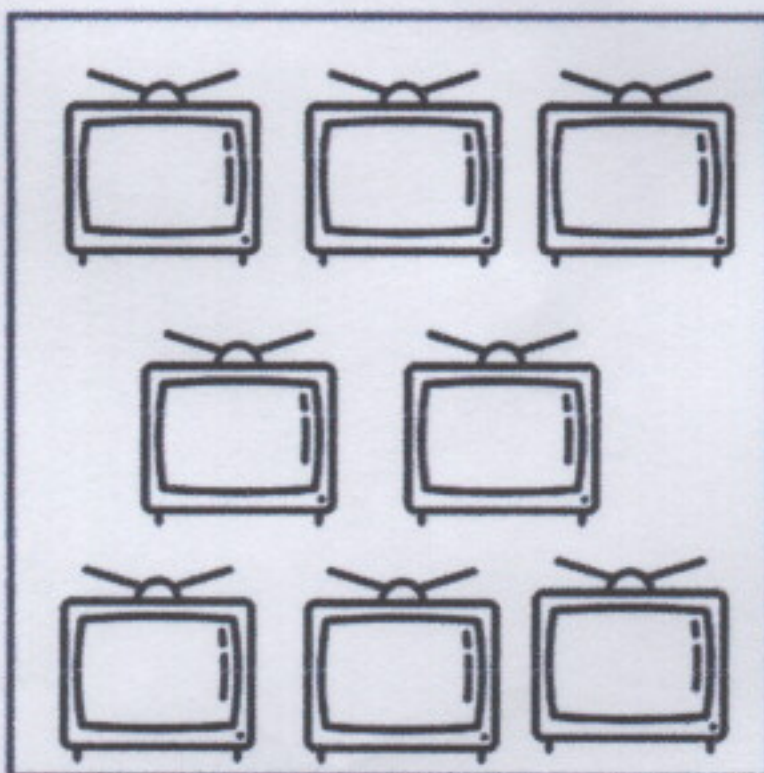
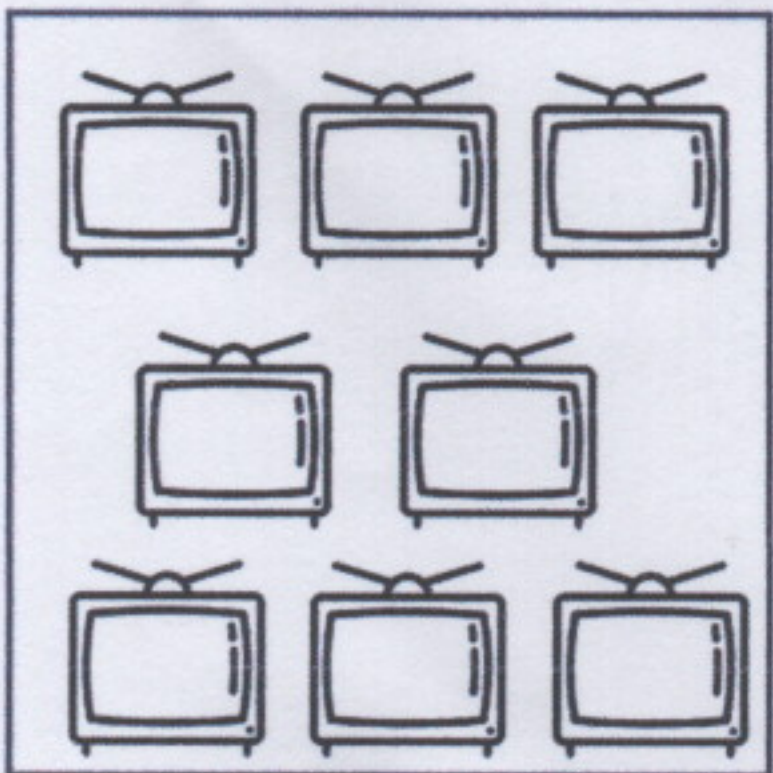




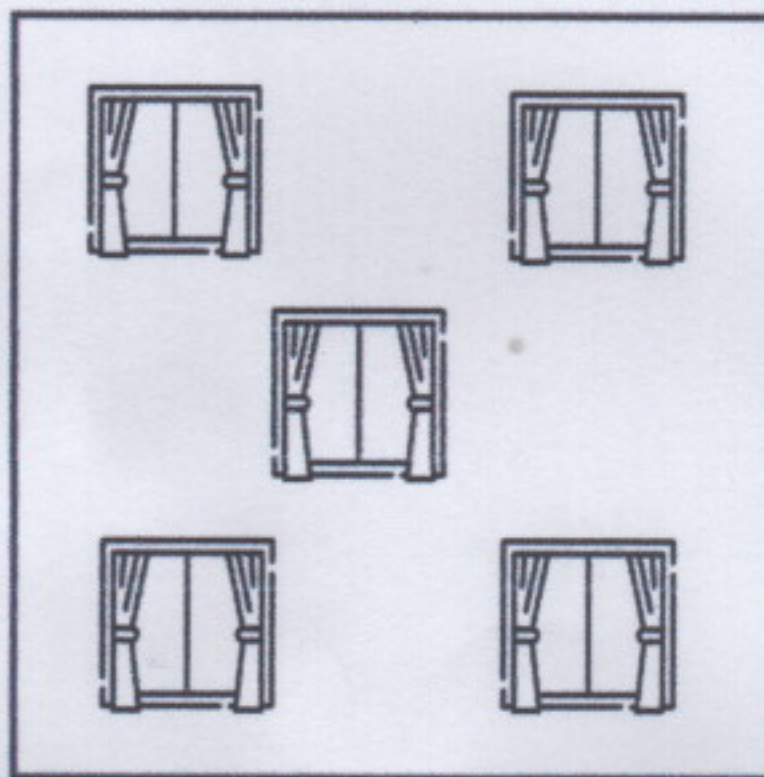
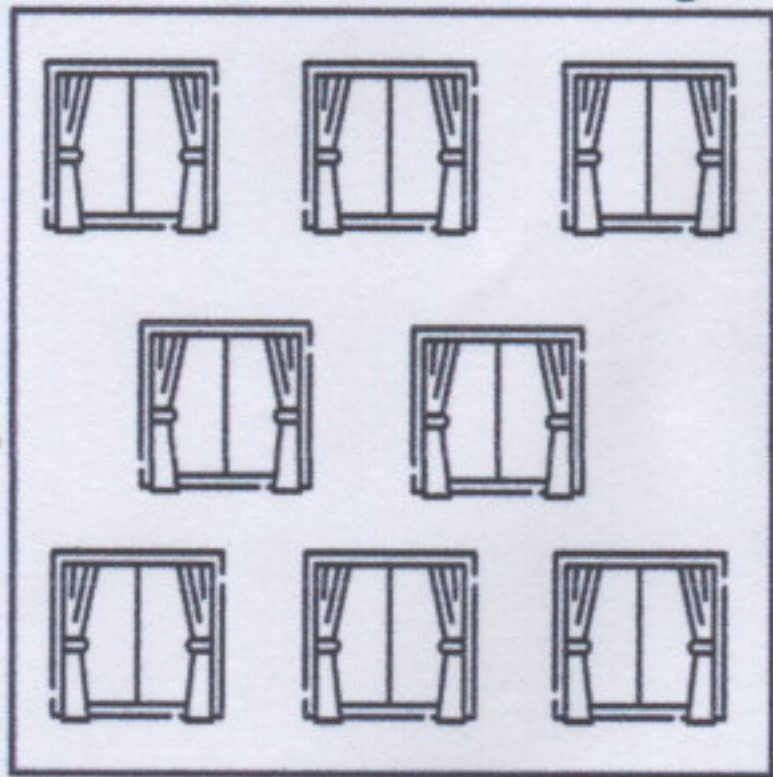
DIA DA SEMANA: _____

NOME: _____

MATEMÁTICA



VAMOS SOMAR



DIA DA SEMANA: _____

NOME: _____


CIÊNCIAS

AINDA SOBRE SERES VIVOS E NÃO VIVOS

1. NUMERE CORRETAMENTE OS SERES NÃO VIVOS E VIVOS DE ACORDO COM A LEGENDA:

① SERES NÃO VIVOS

② SERES VIVOS



ATIVIDADES PARA O DIA 22/10/2021



DIA DA SEMANA: _____

NOME: _____

MATEMÁTICA

ESCREVA OS NÚMEROS ATÉ 50:

0	1	2							
10									
20									
30									
40									
50									





ATIVIDADES PARA O DIA 22/10/2021

DIA DA SEMANA: _____

NOME: _____

CIÊNCIAS

2. PINTE O AMBIENTE SAUDÁVEL PARA SE VIVER:



ATIVIDADES PARA O DIA 25/10/2021

DIA DA SEMANA: _____

NOME: _____

MATEMÁTICA

6. PINTE CONFORME A QUANTIDADE:

Diagram illustrating a coloring activity based on quantity. There are five vertical bars, each divided into 10 equal horizontal sections. Below these bars are three boxes containing illustrations of objects. The first box on the left contains 10 apples. An arrow points from this box to the first bar. The middle box contains 6 ducks. An arrow points from this box to the second bar. The third box contains 8 cups. An arrow points from this box to the fourth bar. The fourth box on the right contains 5 bows. An arrow points from this box to the fifth bar. The fifth box contains 7 pencils. An arrow points from this box to the third bar. The task is to color the sections of the bars to match the number of objects in each corresponding box.

DIA DA SEMANA: _____


NOME: _____









LÍNGUA PORTUGUESA

VAMOS TRABALHAR COM AS SÍLABAS?



LEITURA E ESCRITA

 LEIA AS PALAVRAS E SEPRE-AS EM SÍLABAS NOS QUADRINHOS.

 <p>PETECA</p> <input type="text"/> <input type="text"/> <input type="text"/>	 <p>PAVÃO</p> <input type="text"/> <input type="text"/>
 <p>PATINETE</p> <input type="text"/> <input type="text"/> <input type="text"/> <input type="text"/>	 <p>PIÃO</p> <input type="text"/> <input type="text"/>
 <p>PICOLÉ</p> <input type="text"/> <input type="text"/> <input type="text"/>	 <p>PALHAÇO</p> <input type="text"/> <input type="text"/> <input type="text"/>
 <p>PIPOCA</p> <input type="text"/> <input type="text"/> <input type="text"/>	 <p>PINGÜIM</p> <input type="text"/> <input type="text"/>

DIA DA SEMANA: _____

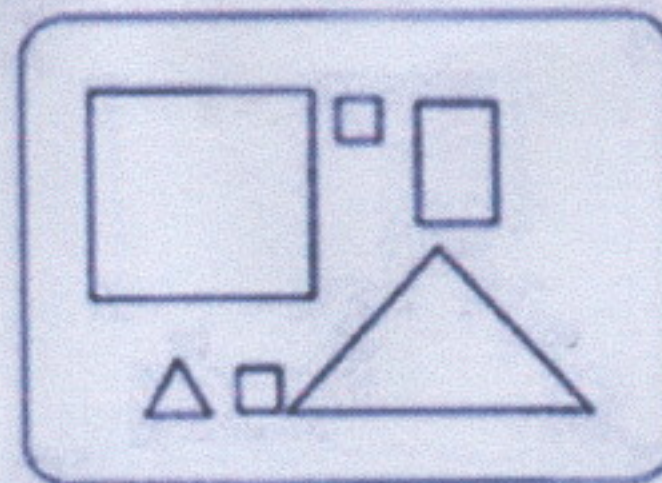
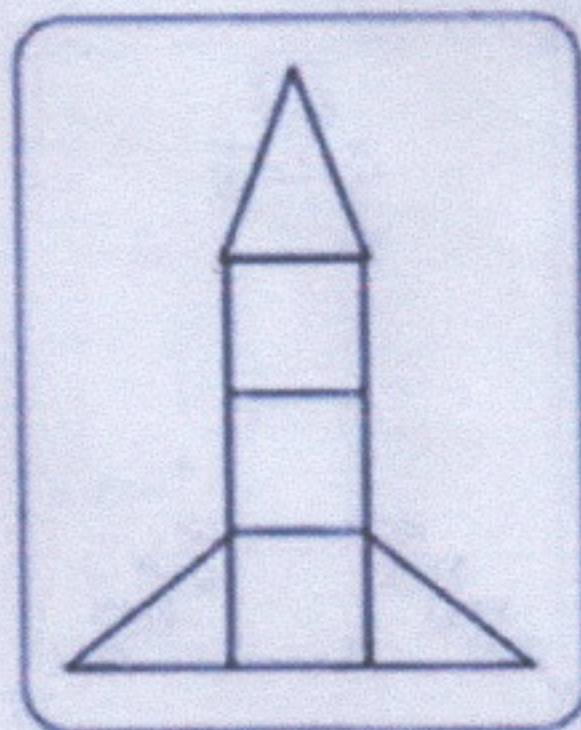
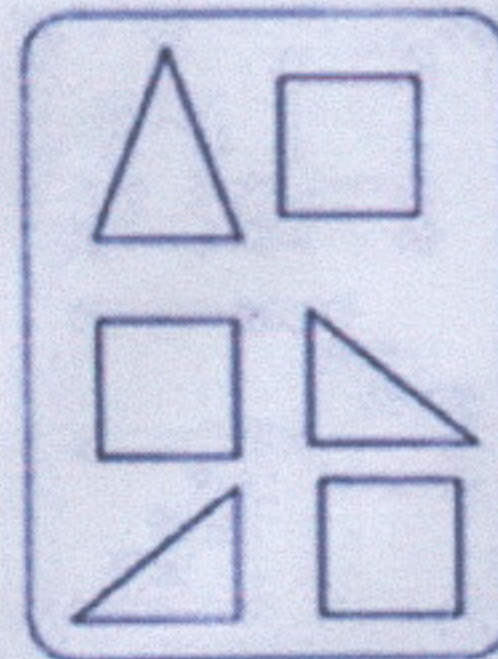
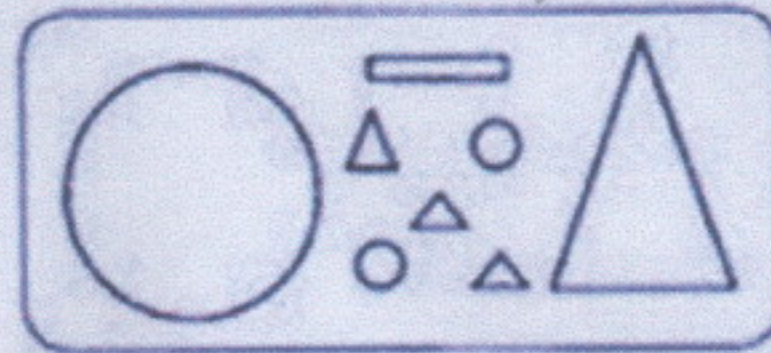
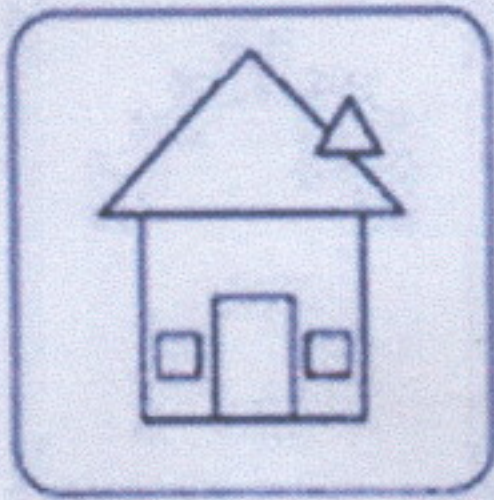
NOME: _____

MATEMÁTICA



LIGANDO FORMAS GEOMÉTRICAS

1) OBSERVE AS FORMAS GEOMÉTRICAS DAS FIGURAS E LIGUE CADA DESENHO ÀS SUAS PEÇAS.




DIA DA SEMANA: _____

NOME: _____




CIÊNCIAS

O TEMPO E A ÁGUA



Como está
o dia hoje?

I. PINTE A CENA QUE REPRESENTA O DIA DE HOJE:



ATIVIDADES PARA O DIA 27/10/2021

DIA DA SEMANA: _____

NOME: _____

LÍNGUA PORTUGUESA

COMPLETE AS PALAVRAS E DEPOIS COPIE ABAIXO:



	NA



	JA	MA



	MEN	TA



A		TO



	MA	DA



CO	



SA		TO



LU	



SO	



		NO

DIA DA SEMANA: _____

NOME: _____

MATEMÁTICA

IGUAL OU DIFERENTE

1. Marque **igual** ou **diferente** .

a) 4 4

e) 7 7

b) 9 9

f) 8 18


c) 2 2



g) 11 22



d) 4 5



h) 13 13


2. Em relação à quantidade, marque **igual** ou **diferente** .











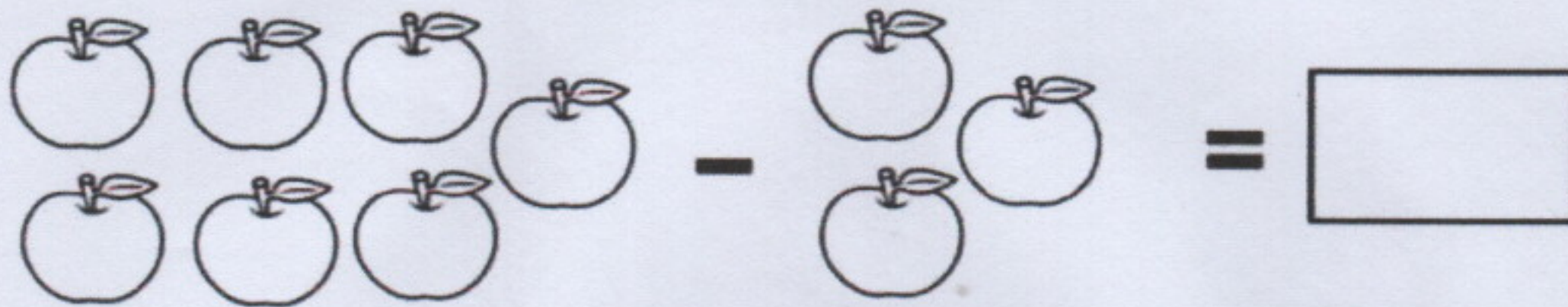
DIA DA SEMANA: _____

NOME: _____


MATEMÁTICA

Atividade


RESOLVA:




A subtraction problem using apples. The first row shows 7 apples (two rows of three and one on the right). A minus sign follows. The second row shows 2 apples (one on top, one on the bottom). An equals sign follows, and then an empty rectangular box for the answer.




A subtraction problem using teddy bears. The first row shows 10 teddy bears (two rows of five). A minus sign follows. The second row shows 4 teddy bears (two on top, two on the bottom). An equals sign follows, and then an empty rectangular box for the answer.



A subtraction problem using pears. The first row shows 6 pears (two rows of three). A minus sign follows. The second row shows 2 pears (one on top, one on the bottom). An equals sign follows, and then an empty rectangular box for the answer.



A subtraction problem using hearts. The first row shows 14 hearts (three rows of four). A minus sign follows. The second row shows 5 hearts (three on top, two on the bottom). An equals sign follows, and then an empty rectangular box for the answer.




A subtraction problem using trophies. The first row shows 6 trophies (two rows of three). A minus sign follows. The second row shows 2 trophies (one on top, one on the bottom). An equals sign follows, and then an empty rectangular box for the answer.

DIA DA SEMANA: _____

NOME: _____

LÍNGUA PORTUGUESA

CIRCULE AS SÍLABAS QUE FORMAM OS
NOMES DE CADA FIGURA E COPIE:



TI	MA	LO
RA	JO	DI




RU	CA	LU
GU	JU	SA



GA	TA	LI
JA	VA	LI



BE	I	LU
GO	TU	JO



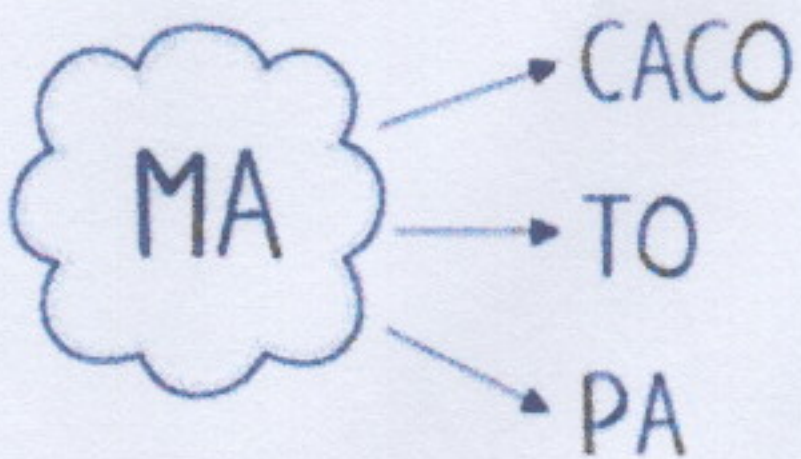
FE	PI	JÃO
VE	I	GU


DIA DA SEMANA: _____



NOME: _____

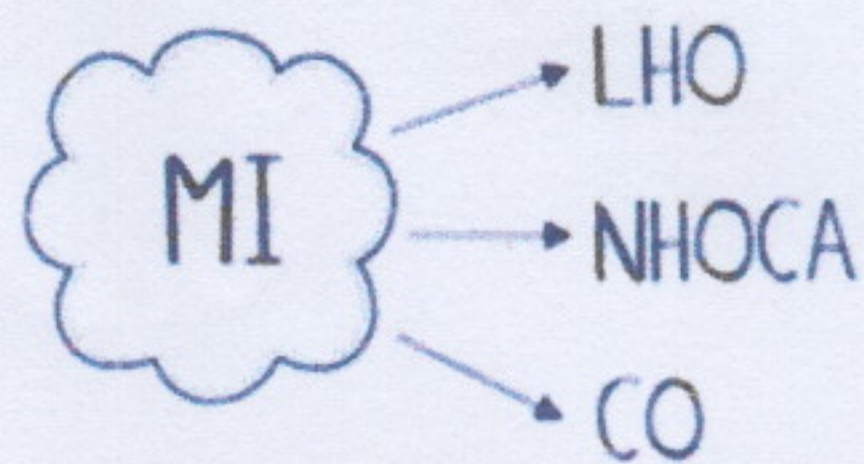
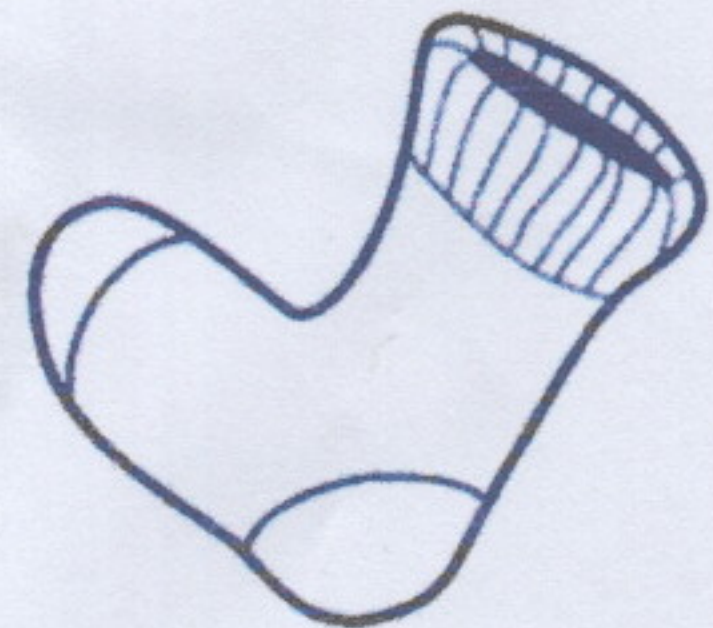
LÍNGUA PORTUGUESA

○ FORME AS PALAVRAS SEGUINDO AS SETAS E DEPOIS
○ CIRCULE O NOME DA FIGURA EM DESTAQUE:











DIA DA SEMANA: _____

NOME: _____

LÍNGUA PORTUGUESA

CIRCULE AS SÍLABAS QUE FORMAM OS
NOMES DE CADA FIGURA E COPIE:



PA NA RI VI O



NA TA RIZ MI PO



ME TO NI SA NA



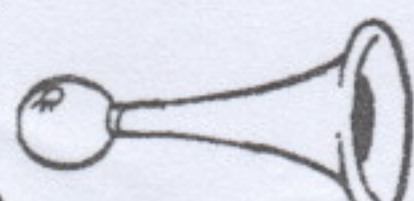
PE Ô NI JA BUS



GE LA MO TI NA



CHI SI NE LA LO



SE BU ZI NA NE

ATIVIDADES PARA O DIA 03/11/2021

NOME: _____

DIA DA SEMANA: _____

MATEMÁTICA

Nome: _____

Consciência Negra



2021



NOVEMBRO



DOMINGO	SEGUNDA	TERÇA	QUARTA	QUINTA	SEXTA	SÁBADO

@atividades.compartilhadas


15-Proclamação da República
19-Dia da Bandeira
20-Consciência Negra

ATIVIDADES PARA O DIA 03/11/2021





NOME: _____

DIA DA SEMANA: _____

LÍNGUA PORTUGUESA

 ESCOLA _____
NOME _____
DATA ____/____/____.

1. PINTE O RETÂNGULO QUE MOSTRA O NOME DA FIGURA:

	
VAMPIRO	MÚMIA
BRUXA	BRUXA
	
LOBISOMEM	MÚMIA
VAMPIRO	LOBISOMEM

IDEIA CRIATIVA

ATIVIDADES PARA O DIA 04/11/2021

NOME: _____

DIA DA SEMANA: _____

LÍNGUA PORTUGUESA










Escola: _____

Data: _____ Turma: _____

SOESCOLA.COM

Aluno: _____

• COMPLETE AS LACUNAS DAS PALAVRAS COM AS CONSOANTES.

		
__RU__A	A__Ó__O__A	__A__O
		
__A__TAS__A	__AS__E__O	__Ú__IA
		
__O__U__A	__O__CE__O	__ASSOU__A

Desenvolvido Por: Blog Cantinho do Saber - <http://cantinhodosaber.buscasulfluminense.com/>

ATIVIDADES PARA O DIA 04/11/2021

NOME: _____

DIA DA SEMANA: _____

LÍNGUA PORTUGUESA

Escola: _____

Data: _____

Turma: _____


EducaçaoeTransformacao.com.br

Aluno: _____

PARA ESTUDARMOS SOBRE BRUXAS DEVEMOS DECOBRIR TUDO QUE FAZ PARTE DELA. ENTÃO CIRCULE SOMENTE OS NOMES CORRETOS DAS FIGURAS



BUCHA
BONECA
BRUXA



FORNO
FOGÃO
FOME



MATO
SAPO
GATO




PORTA
POTE
PORCA



VARA
VASSOURA
VACA



CALA
CASA
CAMA



XALE
CHAVE
CHAMA



BUCHA
BONECA
BRUXA



BUCHA
BONECA
BRUXA



RATO
CATO
RÁDIO



CHAPÉU
PAPEL
CHANEL



COMIDA
CORUJA
COLEGA

ATIVIDADES PARA O DIA 05/11/2021

NOME: _____

DIA DA SEMANA: _____

ARTE



NOME: _____

DIA DA SEMANA: _____

LÍNGUA PORTUGUESA

Escola: _____
 Data: _____ Turma: _____ ESCOLAEDUCAÇÃO.COM.BR
 Aluno: _____

CAÇA-PALAVRAS

- Procurar no caça-palavras os nomes das 5 fantasias abaixo:



PALHAÇO



BRUXA



ÍNDIO



FANTASMA



PIRATA


P	B	C	D	F	G	H	J	K	L
I	M	N	O	P	Q	R	S	T	V
R	X	Z	Í	N	D	I	O	R	S
A	T	U	V	B	R	U	X	A	Z
T	A	B	F	A	P	I	R	R	O
A	L	P	A	L	H	A	Ç	O	W
D	Y	F	A	N	T	A	S	M	A

NOME: _____

DIA DA SEMANA: _____

ENCONTRE AS DIFERENÇAS

@ROTINADESALADEAULA




ATIVIDADES PARA O DIA 08/11/2021

NOME: _____

DIA DA SEMANA: _____









MATEMÁTICA

NOME: _____ DATA: _____



PINTE O DESENHO E DEPOIS REGISTRE A QUANTIDADE DE CADA ITEM REPRESENTADO.



	<input type="text"/>		<input type="text"/>		<input type="text"/>		<input type="text"/>
	<input type="text"/>		<input type="text"/>		<input type="text"/>		<input type="text"/>