



EM "PROF^a MÁRCIA BELMIRO DO LAGO"
PROF^a MARIA DE OLIVEIRA SINTO
APOSTILA Nº 13 (18, 19, 20, 21, 22, 25, 26, 27, 28, 29/10, 03, 04 e 05/11)
DATA DA DEVOLUÇÃO: 08/11/2021



1ª FASE B

NOME DO ALUNO:

COMPLETE COM AS VOGAIS!



___ VA



___ VO



___ BELHA



___ GREJA



___ LEFANTE



___ VIÃO



___ LHA

COMPLETE COM AS VOGAIS!



_____ SCADA



_____ SQUILO



_____ NEL




_____ RVORE



_____ GUANA



_____ LHA



_____ VO



_____ CULOS

COMPLETE COM AS VOGAIS!



_____ PITO



_____ GLU



_____ QUÁRIO



_____ NDIO



_____ VELHA



_____ SPELHO



_____ NÇA



_____ MA

JUNTE AS SÍLABAS E FORME A PALAVRA

A + BE + LHA _____

A + MO + RA _____

A + PI + TO _____

A + VI + ãO _____

A + VE _____

A + NEL _____

A + RA + RA _____

A + RA + NHA _____



JUNTE AS SÍLABAS E FORME A PALAVRA

BO + LA _____

BO + NE + CA _____

BU + LE _____

BU + ZI + NA _____

BO + CA _____


BI + CO _____

BO + NÉ _____

BI + CHO _____



PINTE AS IMAGENS QUE COMEÇAM COM A LETRA A!



PINTE AS FIGURAS QUE INICIAM COM A LETRA E:







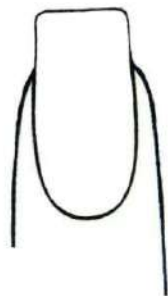
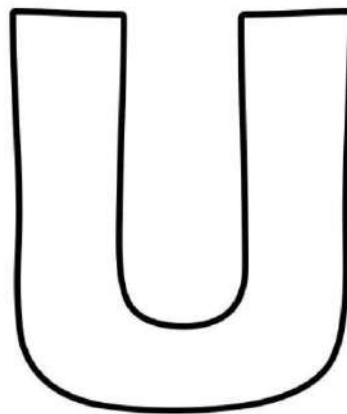
PINTE AS FIGURAS QUE INICIAM COM A LETRA I:
































PINTE AS FIGURAS QUE INICIAM COM A LETRA O:




PINTE AS FIGURAS QUE INICIAM COM A LETRA U:




CONHECENDO OS NÚMEROS! CUBRA OS PONTOS E COPIE OS NUMEROS NO QUADRADO AO LADO.

	0		
	1		
	2		
	3		
	4		
	5		
	6		
	7		
	8		
	9		


CIRCULE O NÚMERO QUE CORRESPONDEM À QUANTIDADE DE OBJETOS




3	5	2
---	---	---



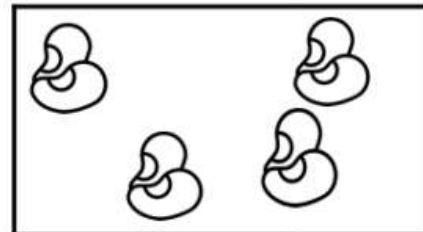
7	4	8
---	---	---



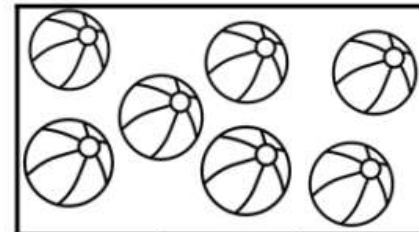
6	2	3
---	---	---



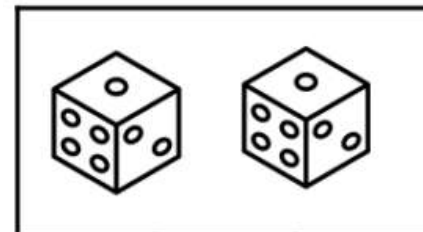
9	6	1
---	---	---




5	4	7
---	---	---



7	4	8
---	---	---



3	5	2
---	---	---



1	3	8
---	---	---

LIGUE O NÚMERO À QUANTIDADE CORRESPONDENTE.

2

4

1


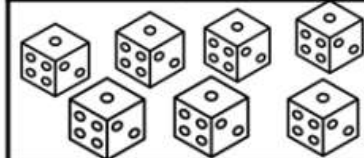

6

8

7

3

5



SOME QUANTOS DEDOS TEMOS NAS MÃOS INDICADAS, REGISTRE A RESPOSTA NO QUADRADO AO LADO



LIGUE OS NÚMEROS QUE CORRESPONDEM A QUANTIDADE DE DEDOS DAS MÃOS INDICADAS.



2

1

4

3

5

★ **Fonte:**

- ★ - <https://atividadespedagogicas.net/>
- ★ - www.espacoeducar.net
- ★ - <https://www.mestredosaber.com.br/>
- ★ - **Clube Pedagógico NM**
- ★ - **Livro Alfabetizando.**
- ★ - www.profsou.com
- ★ - www.todamateria.com.br
- ★ - www.smartkids.com.br
- ★ - www.amandatelekids.com.br
- ★ - www.oespacoeducar.com.br
- ★ - www.pedagogaingrid.com
- ★ - <https://www.abceducacaoinfantil.com/>
- ★ - **Editora Ciranda Cultural (www.cirandacultural.com.br)**
- ★ - www.mestredosaber.com.br
- ★ - www.escolaeducacao.com.br
- ★ - <https://atividadesprontas.com/>