

**E. M. Prof.<sup>a</sup> Márcia Belmiro do Lago**

**Atividades Remotas**

**2º ano "E" – Professora Luiza**

**ATIVIDADE Nº 13**


*Período das atividades: de 18/10 a 05/11*

NOME: RAFAEL MANJA

ENCONTRE A LETRA INICIAL DO SEU NOME NO TECLADO DO COMPUTADOR E PINTE DE AMARELO. PINTE O RESTANTE DO DESENHO COMO QUISER!



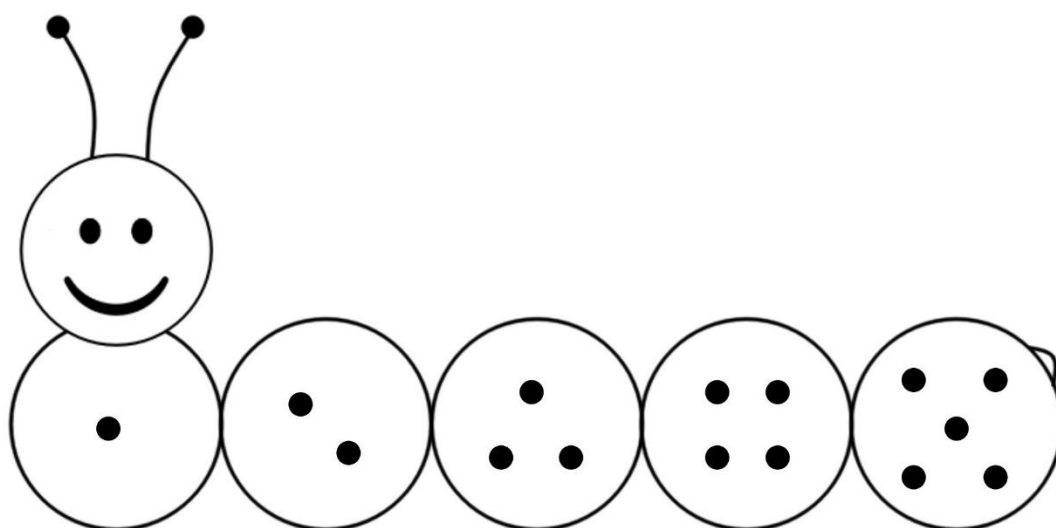
CONTORNE O DESENHO E PINTE-O COMO ACHAR MELHOR. EM SEGUIDA, COPIE NO QUADRO A LETRA "S", QUE É A LETRA INICIAL DA PALAVRA SAPO.



S					
---	--	--	--	--	--

## VAMOS COMPLETAR A CENTOPEIA?

RECORTE OS NÚMEROS NA SEGUNDA PARTE DA FOLHA, CONTE CADA PARTE DA CENTOPEIA E COLE O NÚMERO QUE CORRESPONDE À QUANTIDADE OBTIDA. TERMINANDO, CAPRICHE NO CENÁRIO PARA A CENTOPEIA!



[www.oespacoeducar.com.br](http://www.oespacoeducar.com.br)

1

2

3

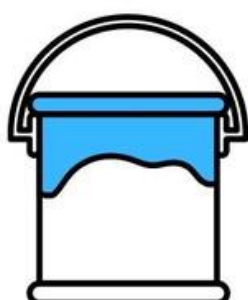
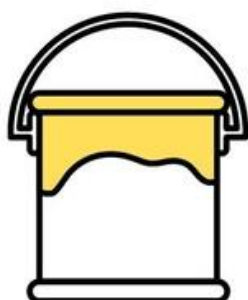
4

5



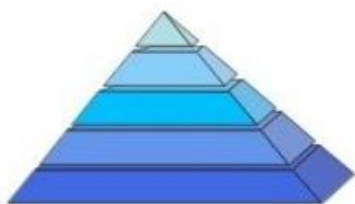

[www.oespacoeducar.com.br](http://www.oespacoeducar.com.br)

LIGUE OS OBJETOS NAS LATAS DE TINTA COM A COR CORRESPONDENTE:



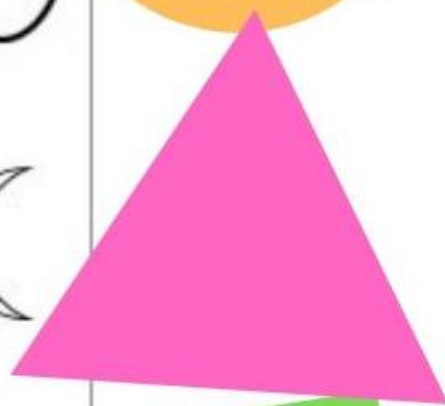


# FORMAS GEOMÉTRICAS

Ligue os elementos abaixo aos objetos com formas correspondentes.


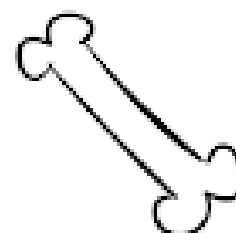







EM CADA CASO, PINTE OS DESENHOS PARECIDOS COM AS FORMAS EM DESTAQUE.



1- LEVE CADA ANIMAL AO SEU ALIMENTO.





PINTE OS BALÕES CONFORME A LEGENDA

1- ROXO

2- VERMELHO

3 - AMARELO

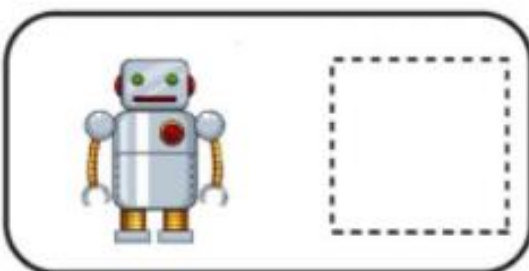

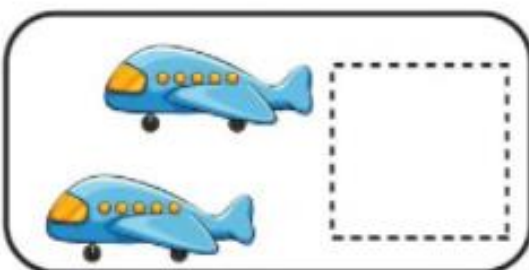
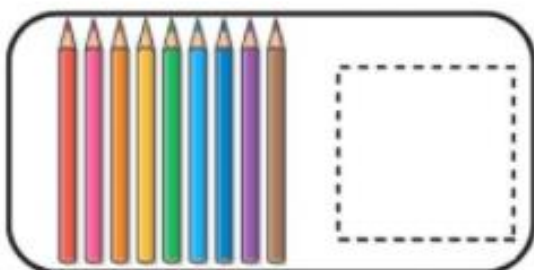

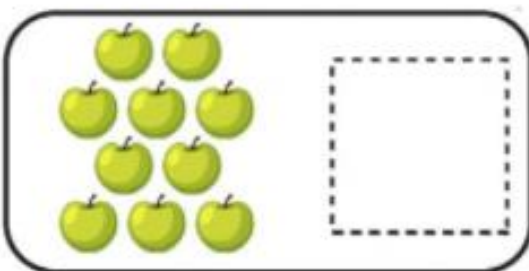



4 - VERDE

5- AZUL

6- MARROM











RECORTE E COLE O NUMERAL CORRESPONDENTE A CADA CONJUNTO.



- 1
- 2
- 3
- 4
- 5
- 6
- 7
- 8
- 9
- 10

LIGUE AS SETAS COM O ANIMALZINHO QUE ESTÁ NA  
MESMA DIREÇÃO:






DE ACORDO COM A CENA, ASSINALE A POSSÍVEL “PREVISÃO DO TEMPO”.



LEIA EM VOZ ALTA AS LETRAS DO ALFABETO EM ORDEM E EM SEGUIDA PINTE COMO MAIS GOSTAR.



CONTORNE OS PONTILHADOS ESCRIVENDO ASSIM AS LETRAS DO ALFABETO.



## REFERÊNCIAS

PARA A ELABORAÇÃO DESTA APOSTILA FORAM CONSULTADOS:

<https://br.pinterest.com>

<https://www.espacoprofessor.com>

<http://cantinodosaber.com.br>