



Prefeitura da Estância Turística de

IBIÚNA



E.M “JOSÉ GABRIEL MACHADO”

1º ANO B

PROFESSOR: Marcelo Alves Cordeiro



APOSTILA DE ATIVIDADES REMOTAS Nº 13

PERÍODO DE: 18/10 A 05/11

NOME:

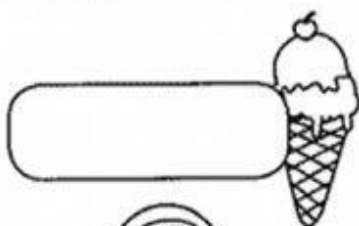

Escola: _____

Data: _____ Turma: _____

Aluno: _____

➔ ENCONTRE AS PALAVRAS E ESCREVA-AS PERTO DOS DESENHOS.




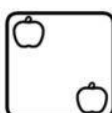



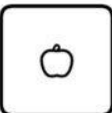
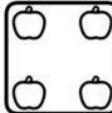
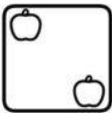

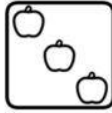
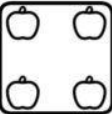







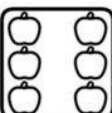

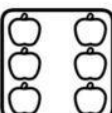
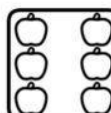
CAÇA-PALAVRAS							
C	A	R	R	O	P	X	C
P	O	R	C	O	I	V	A
L	F	K	J	H	C	S	M
L	B	O	L	A	O	T	A
U	M	N	B	O	L	O	A
A	C	A	S	A	É	Z	N
Z	E	B	R	A	S	T	E
O	V	E	L	H	A	M	L
S	O	R	V	E	T	E	B
P	I	R	U	L	I	T	O



NOME: _____



I. VAMOS RESOLVER AS ADIÇÕES?

 +  =	 +  =	 +  =
 +  =	 +  =	 +  =
 +  =	 +  =	 +  =
 +  =	 +  =	 +  =



NOME: _____


DATA: _____

www.mestredosaber.com.br

LIGUE AS FIGURAS AO NOME.



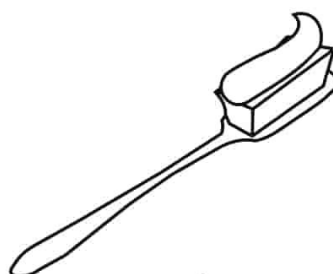
CAMA
CASA
CARRO



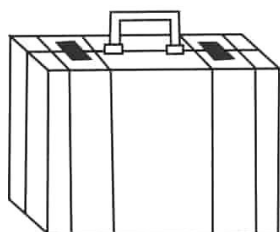
BATOM
BALA
BANCO




PALITO
PAPEL
PANELA




ESCOVA
ESCOLA
ESPIGA



MALA
MATO
MAPA




AMORA
ABACAXI
AMEIXA




CÉU
CANETA
CACHORRO



ÓCULOS
ORELHA
OVO



GELO
GULA
GALO



PEIXE
PIPA
PÃO

Escola: _____

Data: _____ Turma: _____ ESCOLAEDUCACAO.COM.BR

Aluno: _____



ESCOLHENDO RESULTADOS

1) Resolva as operações e, depois, circule o resultado ao lado.

$4 + 5 =$	8
	9
	7

$4 + 3 =$	6
	8
	7



$\begin{array}{r} 7 \\ + 2 \\ \hline \end{array}$	9
	7
	6

$\begin{array}{r} 3 \\ + 2 \\ \hline \end{array}$	5
	4
	3

$\begin{array}{r} 4 \\ + 2 \\ \hline \end{array}$	5
	6
	7

$\begin{array}{r} 4 \\ + 4 \\ \hline \end{array}$	9
	7
	8

$\begin{array}{r} 6 \\ + 3 \\ \hline \end{array}$	7
	8
	9

$\begin{array}{r} 2 \\ + 6 \\ \hline \end{array}$	6
	7
	8

$\begin{array}{r} 8 \\ - 5 \\ \hline \end{array}$	2
	4
	3

$\begin{array}{r} 5 \\ - 4 \\ \hline \end{array}$	0
	1
	2

$9 - 6 =$	2
	3
	4

$5 - 0 =$	0
	5
	6

$7 - 7 =$	0
	1
	2

$8 - 4 =$	4
	3
	2

$9 - 4 =$	3
	5
	4

$6 - 5 =$	0
	1
	2

Escola: _____

Data: _____ Turma: _____ **SOESCOLA.COM**

Aluno: _____

DITADO NUMÉRICO

Forme palavras, procurando os numerais iguais.

1	2	2	1	6	4	3
PI	PO	PI	CO	PA	PI	ÃO
5	1	3	6	2	6	4
PÃO	LÉ	PI	NE	CA	LA	PA



1 _____



2 _____



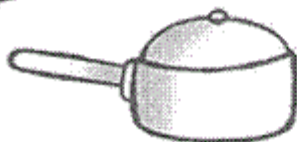
3 _____



4 _____



5 _____



6 _____

Escola: _____

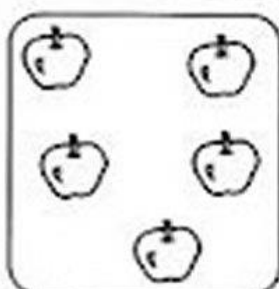

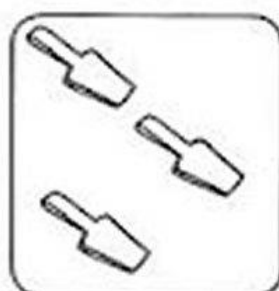

Data: _____ Turma: _____ ESCOLAEDUCACAO.COM.BR

Aluno: _____



IGUAL E DIFERENTE

1) CONTE OS ELEMENTOS DE CADA CONJUNTO E ESCREVA O NUMERAL CORRESPONDENTE. DEPOIS, USE O SINAL = OU \neq .



2) AGORA, COMPARE OS NUMERAIS E USE = OU \neq .

2 2

7 8

5 5

3 4

6 6


9 9

A vaca Mimosa

Mimosa é uma vaca que vive no sítio do vovô Zezé.

Mimosa é uma vaca muito gulosa.

Ela adora passear pelo campo e comer capim.



Kátia Teixeira

Compreensão do texto

1. Qual é o título do texto?

2. Mimosa é:

uma formiga

uma foca

uma vaca

uma galinha

3. Onde mimosa vive?

4. Mimosa é uma vaca muito:

NOME: _____


DATA: _____

www.atividadeseducativas10.com

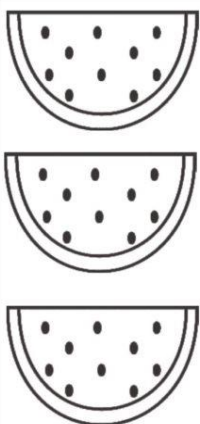
DESENHE PARA COMPLETAR A QUANTIDADE DOS NUMERAIS AO LADO,
DEPOIS COPIE OS NOMES.



11
ONZE



15
QUINZE



13
TREZE

1. COMPLETE O ALFABETO:

A - B - □ - D - □ - □ -
 G - □ - □ - J - K - □ -
 M - □ - O - P - □ - R -
 □ - T - □ - V - □ - X -
 Y - □

2. QUAIS SÃO AS VOGAIS?


3. ESCREVA A LETRA INICIAL DE CADA FIGURA:



□



□



□



□



□



□



□



□



□



□

4. LIGUE:



CASA



BOLA



SAPO



MALA



PATO

5. ORGANIZE AS SÍLABAS DAS PALAVRAS:



PA

SA

TO



RU

LI

TO

PI



LO

CA

VA



RA

GI

FA



CA

RA

XÍ

NOME: _____



ADICÃO COLORIDA

RESOLVA AS ADIÇÕES PINTANDO OS CÍRCULOS E USANDO CORES DIFERENTES PARA CADA PARCELA.

$7 + 2 =$	
-----------	--



$2 + 6 =$	
-----------	--



$1 + 1 =$	
-----------	--



$9 + 1 =$	
-----------	--



$6 + 3 =$	
-----------	--



$5 + 2 =$	
-----------	--



$3 + 3 =$	
-----------	--



$4 + 4 =$	
-----------	--


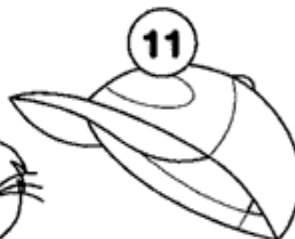
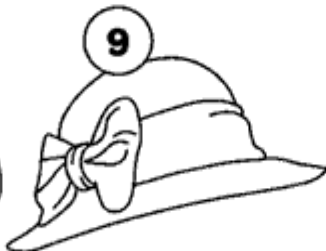




Escola: _____

Data: _____ Turma: _____

Aluno: _____

➔ **LEIA AS PALAVRAS ABAIXO E NUMERE OS DESENHOS DE ACORDO COM SEUS NOMES:**



1 _____

5 _____

9 _____

2 _____

6 _____

10 _____

3 _____

7 _____

11 _____

4 _____

8 _____

12 _____

NOME: _____

DATA: ___/___/___

ATIVIDADE DE MATEMÁTICA - 1º ANO


I. VAMOS EFETUAR CÁLCULO MENTAL?



2	1	5	6	8



1	2	4	3	6



3	1	5	2	0
















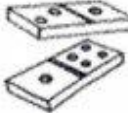

0	4	3	1	5



1	6	8	4	2

Escola: _____
 Data: _____ Turma: _____ ESCOLAEDUCACAO.COM.BR
 Aluno: _____

AUTO-DITADO

1 	2 	3 	4 	5 
6 	7 	8 	9 	10 
11 	12 	13 	14 	15 

1. _____ 2. _____ 3. _____
 4. _____ 5. _____ 6. _____
 7. _____ 8. _____ 9. _____
 10. _____ 11. _____ 12. _____
 13. _____ 14. _____ 15. _____

RISCA A SÍLABA QUE NÃO FAZ PARTE E ORDENA AS OUTRAS:



E DA MO LA

NE CA BO CA

NI NA ME DO

Escola: _____

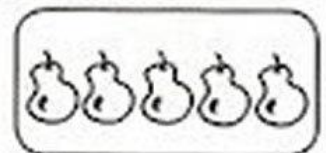


Data: _____ Turma: _____ ESCOLAEDUCACAO.COM.BR

Aluno: _____



ADICIONANDO CONJUNTOS

1) FAÇA AS ADIÇÕES DOS CONJUNTOS. JÁ COMECEI.






4

+

1


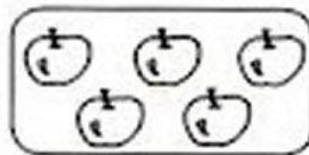

=

5






+

=




+

=




+

=




+

=



+

=



ESCOLA _____
ALUNO (A) _____
PROFESSOR (A) _____

ATIVIDADE

COLOQUE OS NÚMEROS EM ORDEM.

59 47 36 45 27 19 59 47 36

95 25 36 58 37 22 70 18 21


CONTINUE A SEQUÊNCIA.



CIRCULE OS NUMERAIS NA CASA DA UNIDADE.

96 - 15 - 36 - 21 - 71

PATRÍCIA PINTOU 5 BOLINHAS. ARREPENDIDA APAGOU 2.
QUANTAS RESTARAM?



NOME: _____

DATA: _____









COMPLETE OS QUADRADINHOS DE ACORDO COM OS
SÍMBOLOS.



NÚMERO DE LETRAS DA PALAVRA



NÚMERO DE VEZES QUE VOCÊ ABRIU A
BOCA PRA FALAR A PALAVRA.


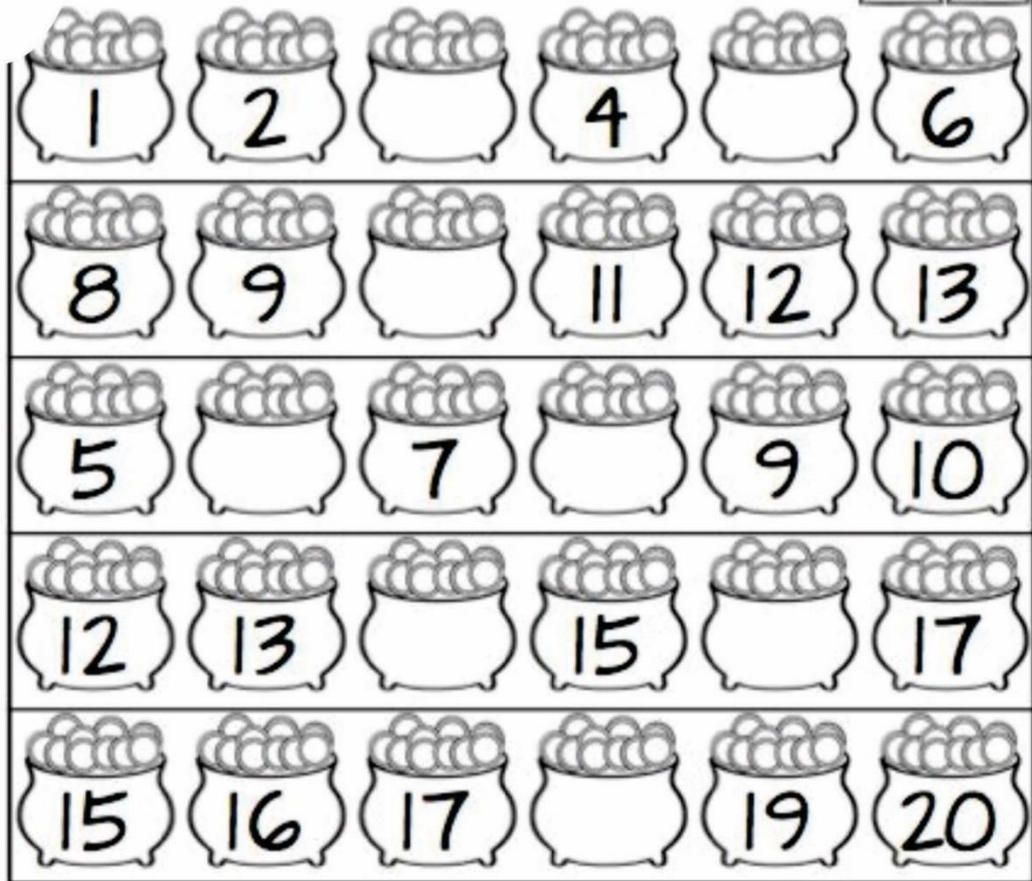

ANIMAL	PALAVRA		
	GATO		
	SAPO		
	MACACO		
	JACARÉ		
	CAVALO		
	TUBARÃO		

NOME: _____

DATA: _____ PROFESSORA: _____

MATEMÁTICA

RECORTE E COLE SEGUINDO A ORDEM
CORRETA DOS NUMERAIS



NOME:

DATA: ___/___/___

LEIA O TEXTO:



A BOLA DE BETO



BETO TEM UMA BOLA.

BETO ADORA JOGAR COM
SEUS AMIGOS.

BETO CHUTA A BOLA.

A BOLA ROLA E VAI DIRETO PARA O GOL.



COMPREENSÃO DO TEXTO

1. QUAL É O TÍTULO DO TEXTO?

2. O QUE BETO TEM?

3. O QUE BETO ADORA FAZER?

ESCOLA _____

NOME: _____

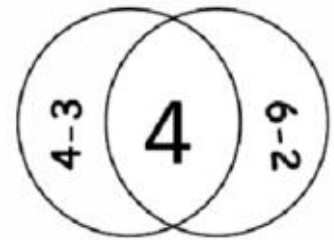
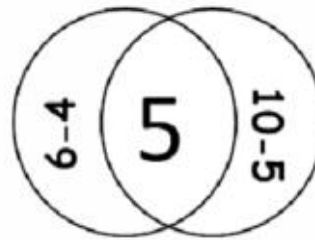
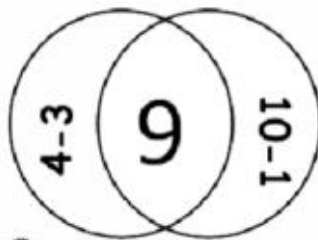
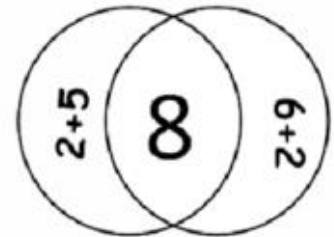
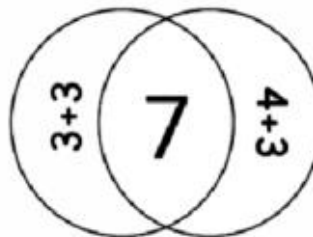
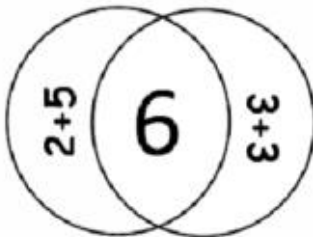
DATA: ____/____/____

Alfabetizar com AMOR
www.amorensina.com.br

MATEMÁTICA



PINTE A OPERAÇÃO QUE CORRESPONDE AO RESULTADO.



REALIZE A SOMA E COLOQUE O RESULTADO.

$10 + 4 = \square$

$7 + 2 = \square$

Escola: _____

Data: _____ Turma: _____

Aluno: _____

DOÇURA! COPIE COM CAPRICO, AS LETRAS QUE COMPÕEM O NOSSO ALFABETO.



A	B				
C	D	E	F	G	H
I	J	K	L	M	N
O	P	Q	R	S	T
U	V	W	X	Y	Z

AGORA, ESCREVA ABAIXO AS:

VOGAIS

CONSOANTES

NOME: _____

DATA: _____

www.mestredosaber.com.br

PINTE A QUANTIDADE DE QUADRADINHOS REFERENTE A IDADE DE CADA CRIANÇA.



CAROL

BETO

FABI

TIAGO

NINA

LUCA

8

10


7

9

6

5

LEIA E NUMERE




1

2

3

4

5



6

7

8

9

10

LEIA E NUMERE AS PALAVRAS ABAIXO SEGUINDO A LEGENDA ACIMA.

BONECA

SACOLA

CABIDE

TAMBOR

ABACAXI

PIRULITO

XÍCARA

GIRAFA

CAVALO

MACACO

Escola: _____

Data: _____ Turma: _____

Aluno: _____

TREINANDO ADIÇÃO

1. $2 + 7 =$

9. $3 + 7 =$

2. $2 + 8 =$

10. $4 + 1 =$

3. $3 + 1 =$

11. $4 + 2 =$

4. $3 + 2 =$

12. $4 + 3 =$

5. $3 + 3 =$

13. $4 + 4 =$

6. $3 + 4 =$

14. $4 + 5 =$

7. $3 + 5 =$

15. $4 + 6 =$

8. $3 + 6 =$


Escola: _____

Data: _____ Turma: _____ ESCOLAEDUCACAO.COM.BR



Aluno: _____

BRINCANDO COM AS NUVENS

Quando olho para o céu,
Vejo nuvens a formar.
Belos animais que vivem
Na terra e no mar...



1 Pinte as formas das nuvens e escreva o que cada uma representa.

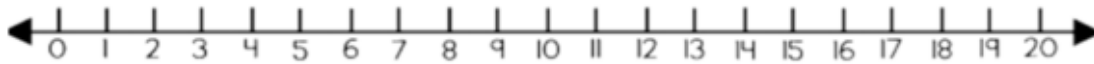


NOME:

DATA: / /

ATIVIDADES DE MATEMÁTICA - 1º ANO

1. VAMOS CALCULAR USANDO A RETA NUMÉRICA?



$3 + 2 =$	$1 + 4 =$	$3 + 3 =$
$1 + 2 =$	$2 + 4 =$	$5 + 3 =$
$4 + 1 =$	$6 + 2 =$	$6 + 1 =$
$6 + 3 =$	$7 + 2 =$	$1 + 5 =$
$4 - 1 =$	$7 - 2 =$	$9 - 4 =$
$10 - 2 =$	$8 - 5 =$	$9 - 9 =$
$7 - 1 =$	$6 - 4 =$	$3 - 2 =$
$1 + 1 =$	$6 + 4 =$	$2 + 6 =$

