



PREFEITURA DA ESTÂNCIA TURÍSTICA DE  
**IBIÚNA**  
*Por uma Ibiúna próspera. Investindo no presente, gerando o futuro.*  
**SECRETARIA DE EDUCAÇÃO**



Rua Raimundo Santiago, nº 27 - Centro  
Telefone: (15) 3248-1292/e-mail: apoiopedagogicosmeibiuna@hotmail.com

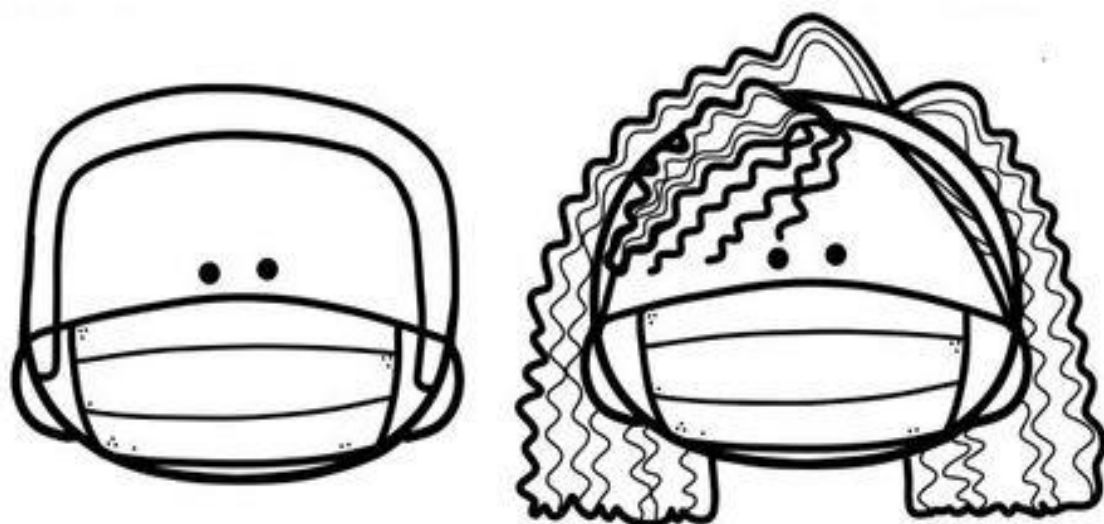
**E.M. “HORA ALEGRE”**  
**PROFESSORA: CECILIA FÁTIMA DE LARA**  
**TURMA: FASE II D - TARDE**  
**4º BIMESTRE: 13ª APOSTILA/2021**

**ATIVIDADES REFERENTES: 18, 19, 20, 21, 22, 25, 26, 27, 28 e 29/10.**



NOME: \_\_\_\_\_ DATA: \_\_\_\_\_

ESCOLA: \_\_\_\_\_ PROF.(A): \_\_\_\_\_



QUAL É O SEU NOME?

LETRA INICIAL  
DO NOME:

LETRA FINAL  
DO NOME:

TOTAL DE LETRAS  
DO SEU NOME:

NOME: \_\_\_\_\_


DATA: \_\_\_\_\_

[www.mestredosaber.com.br](http://www.mestredosaber.com.br)


OBSERVE A ORDEM ALFABÉTICA.



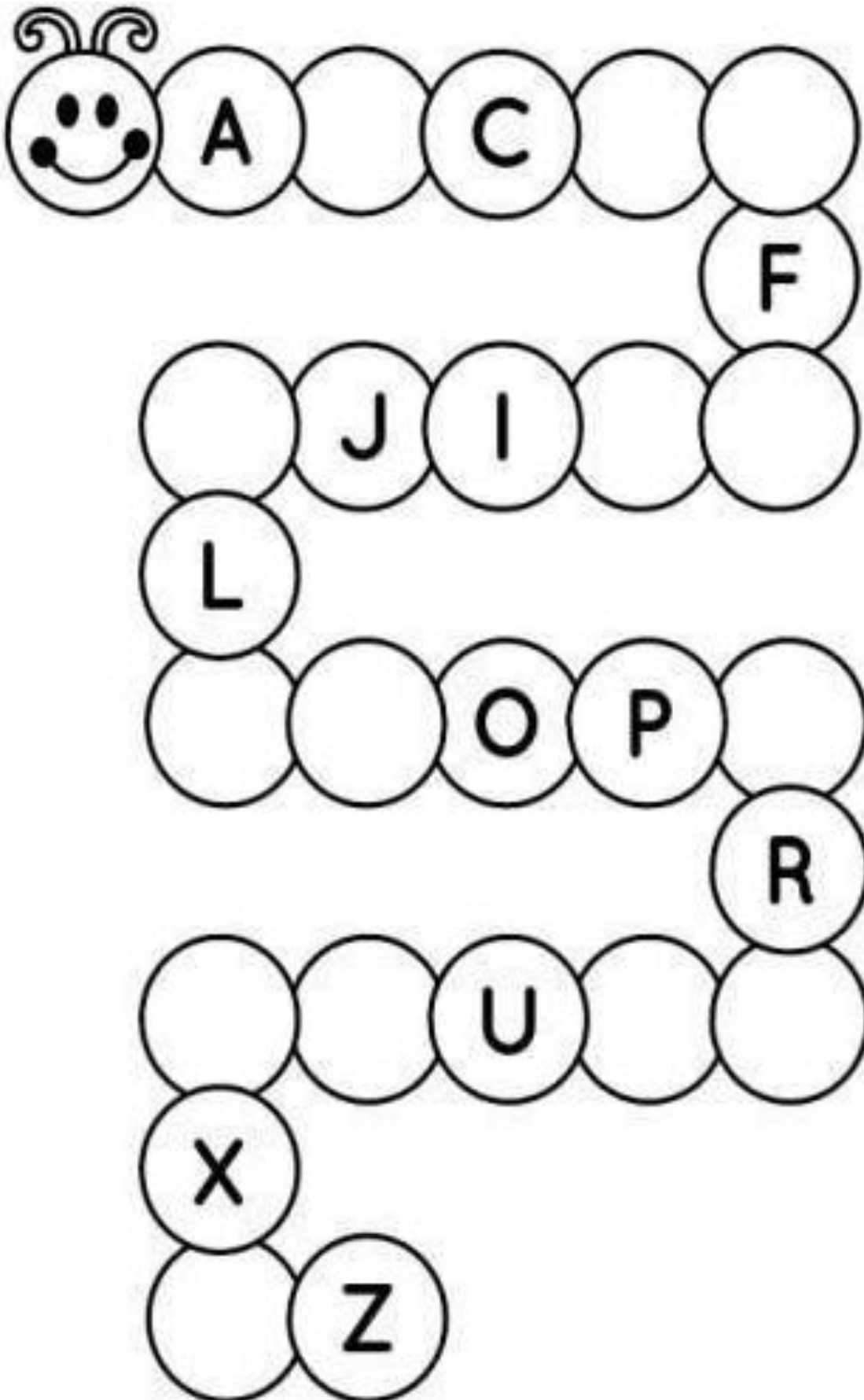
COMPLETE COM AS LETRAS QUE FALTAM.



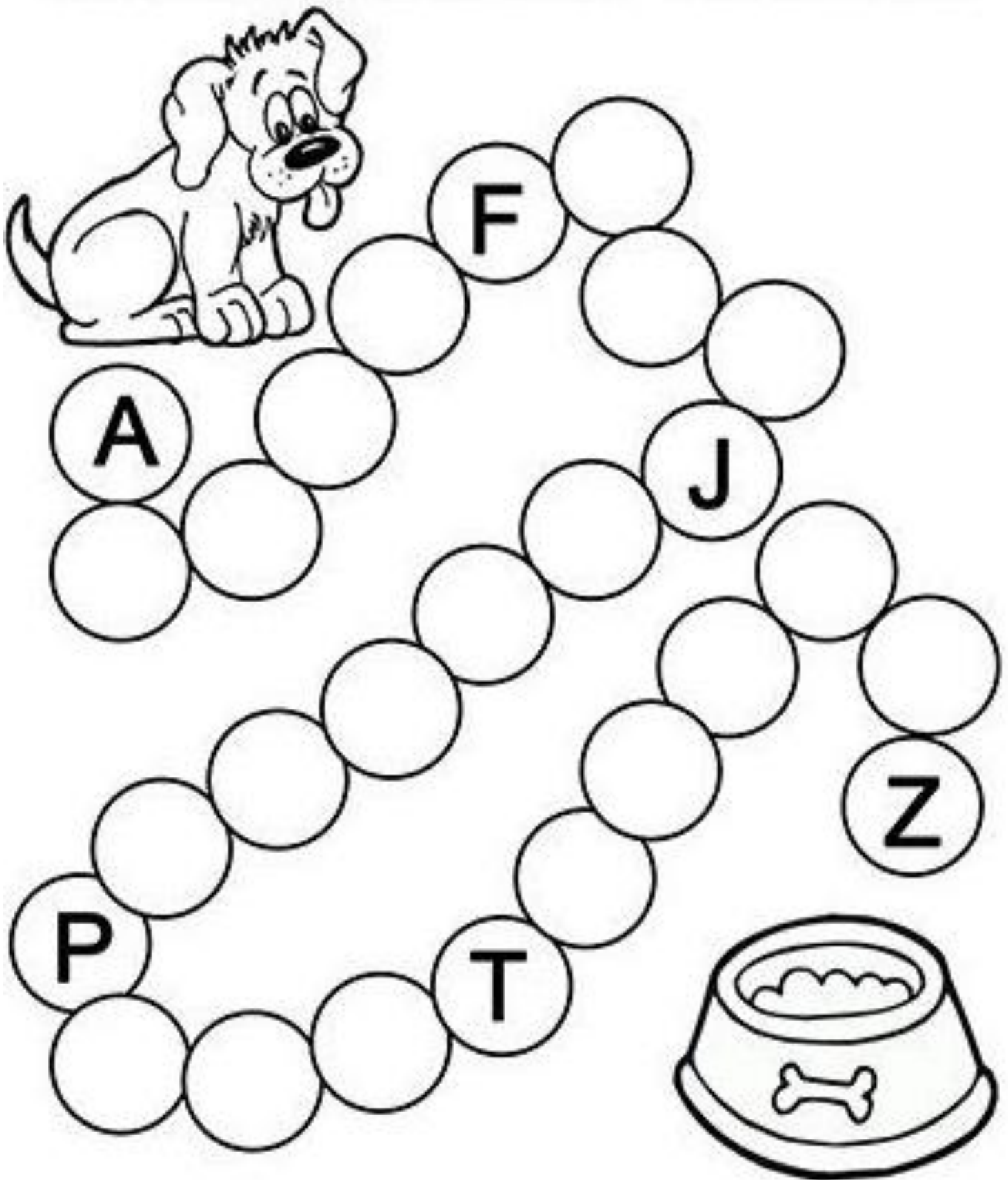
1- TRACEJE AS LETRAS:



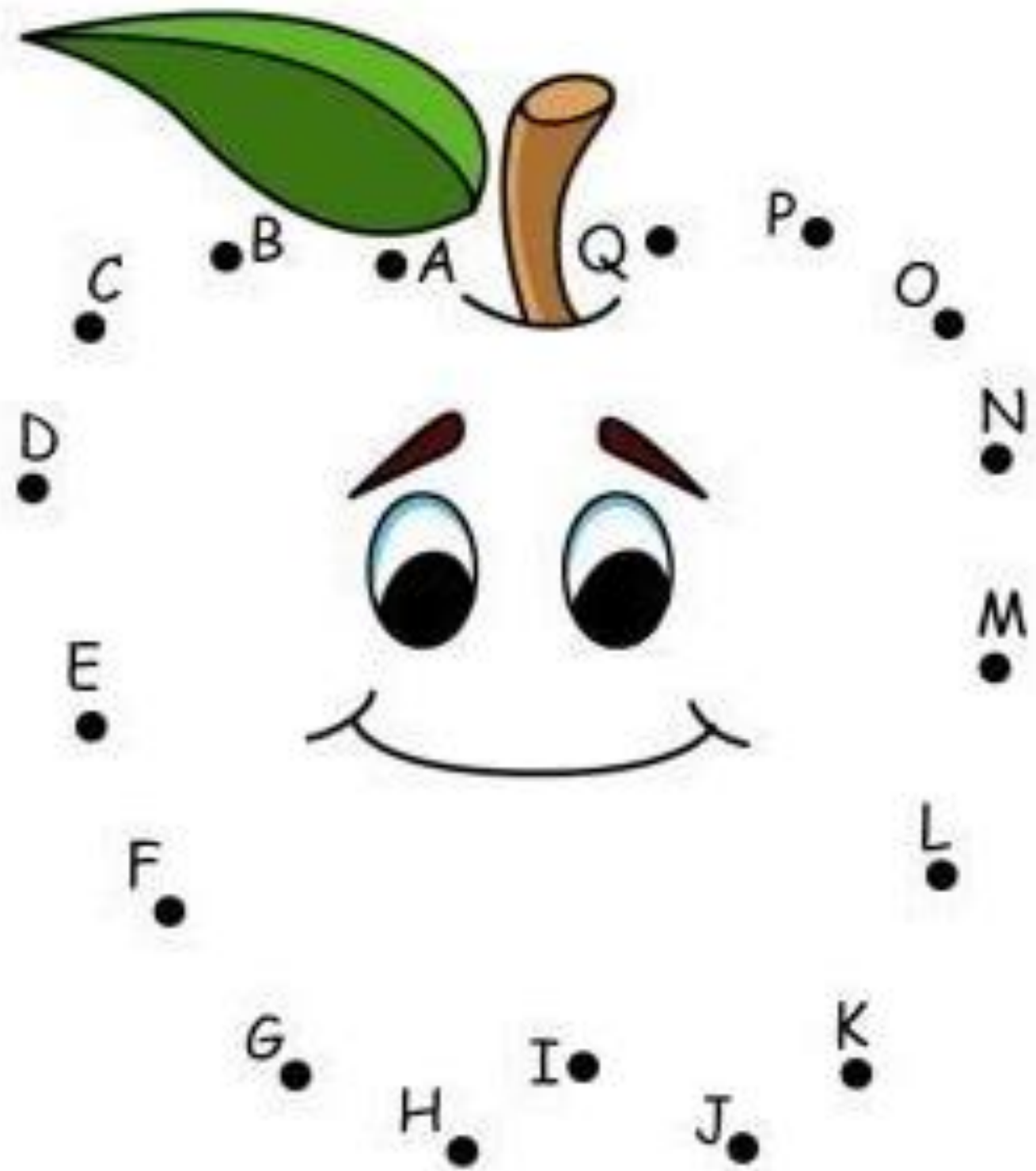
1-VAMOS COMPLETAR O ALFABETO:



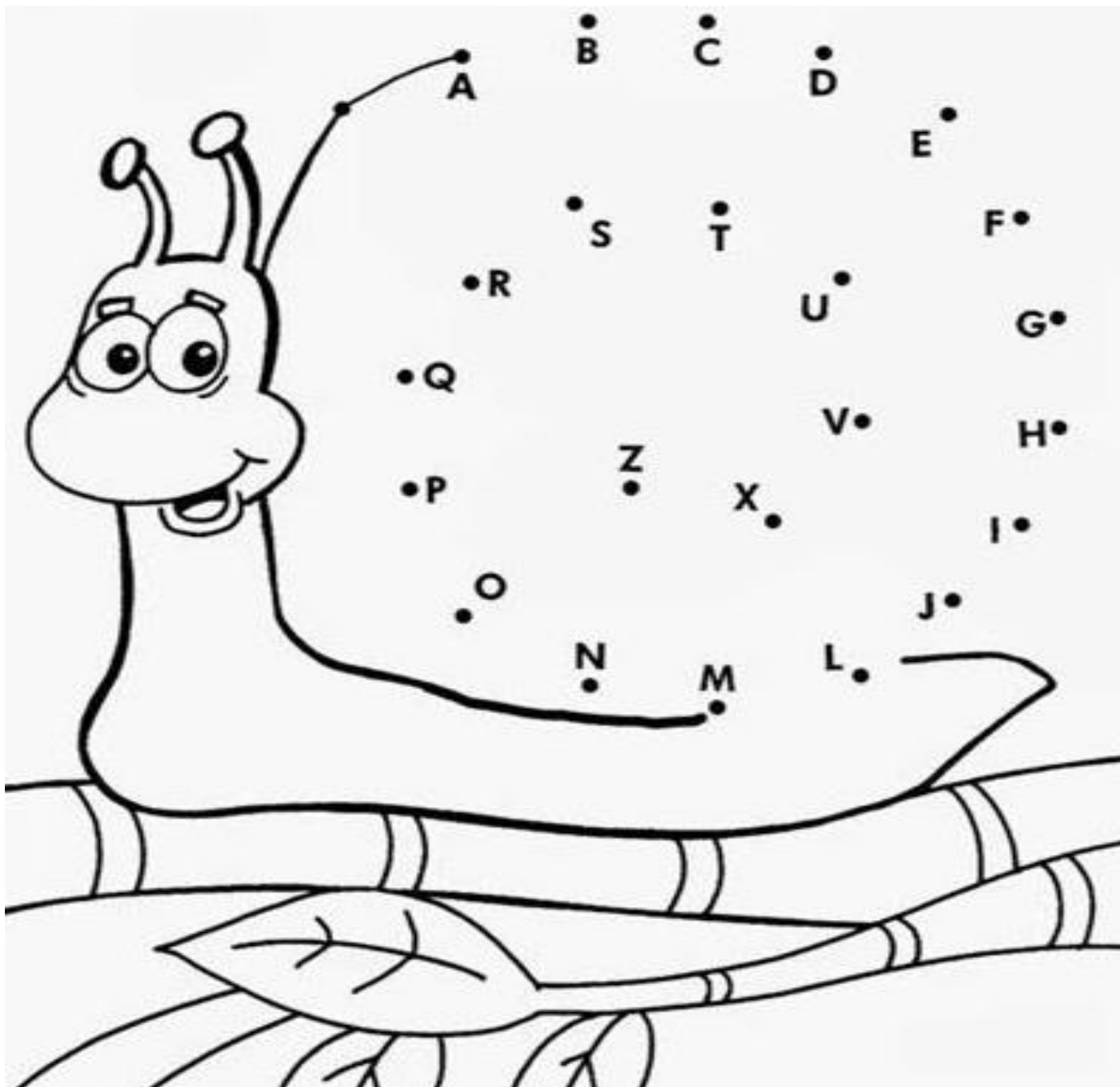
1- VAMOS COMPLETAR O ALFABETO:



1- COMPLETE A MAÇA E DEPOIS PINTE ELA COM CAPRICO:



1 - COMPLETE O CARACOL E DEPOIS PINTE:



2 - ESTÁ FALTANDO 3 LETRINHAS DO ALFABETO, QUAIS SÃO?

\_\_\_\_\_

\_\_\_\_\_

\_\_\_\_\_



1 - RESOLVA O LABIRINTO SEGUINDO A SEQUÊNCIA DO ALFABETO:

A-B-C-D-E-F-G-H-I-J-K-L-M-N-O-P-Q-R-S-T-  
U-V-W-X-Y-Z




		A	Z	R	S	T
		B	C	Q	G	U
E	D	C	O	P	W	V
F	J	N	Ñ	A	X	H
G	W	M	V	L	Y	Z
H	T	L	E	F		
I	J	K	S	M		


# ATIVIDADE

EU SOU: \_\_\_\_\_

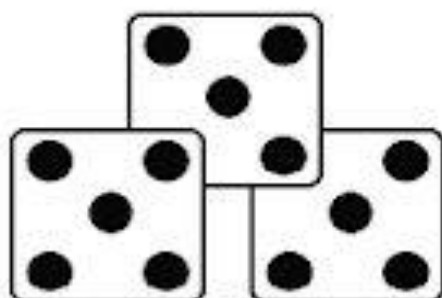
1- CONTE E PINTE O NUMERAL QUE INDICA A QUANTIDADE DE BOLINHAS REPRESENTADA PELOS DADOS.




9 10 6



7 9 11




18 12 13



15 13 8



12 10 16




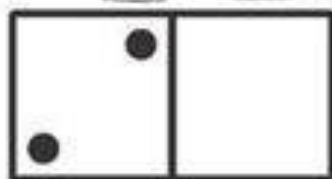
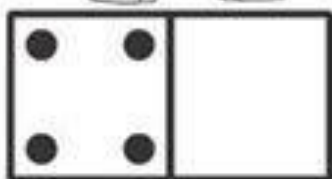
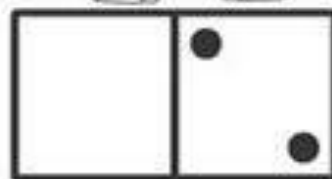


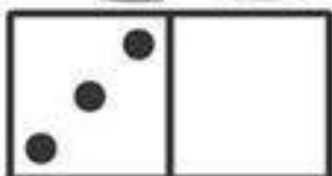
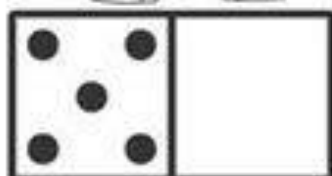

9 11 13

NOME \_\_\_\_\_

DATA \_\_\_\_ / \_\_\_\_ / \_\_\_\_



COMPLETE AS PEÇAS DE DOMINÓ DE MODO QUE A SOMA TOTAL SEJA A MESMA QUE APARECE NO CASCO DA TARTARUGA.



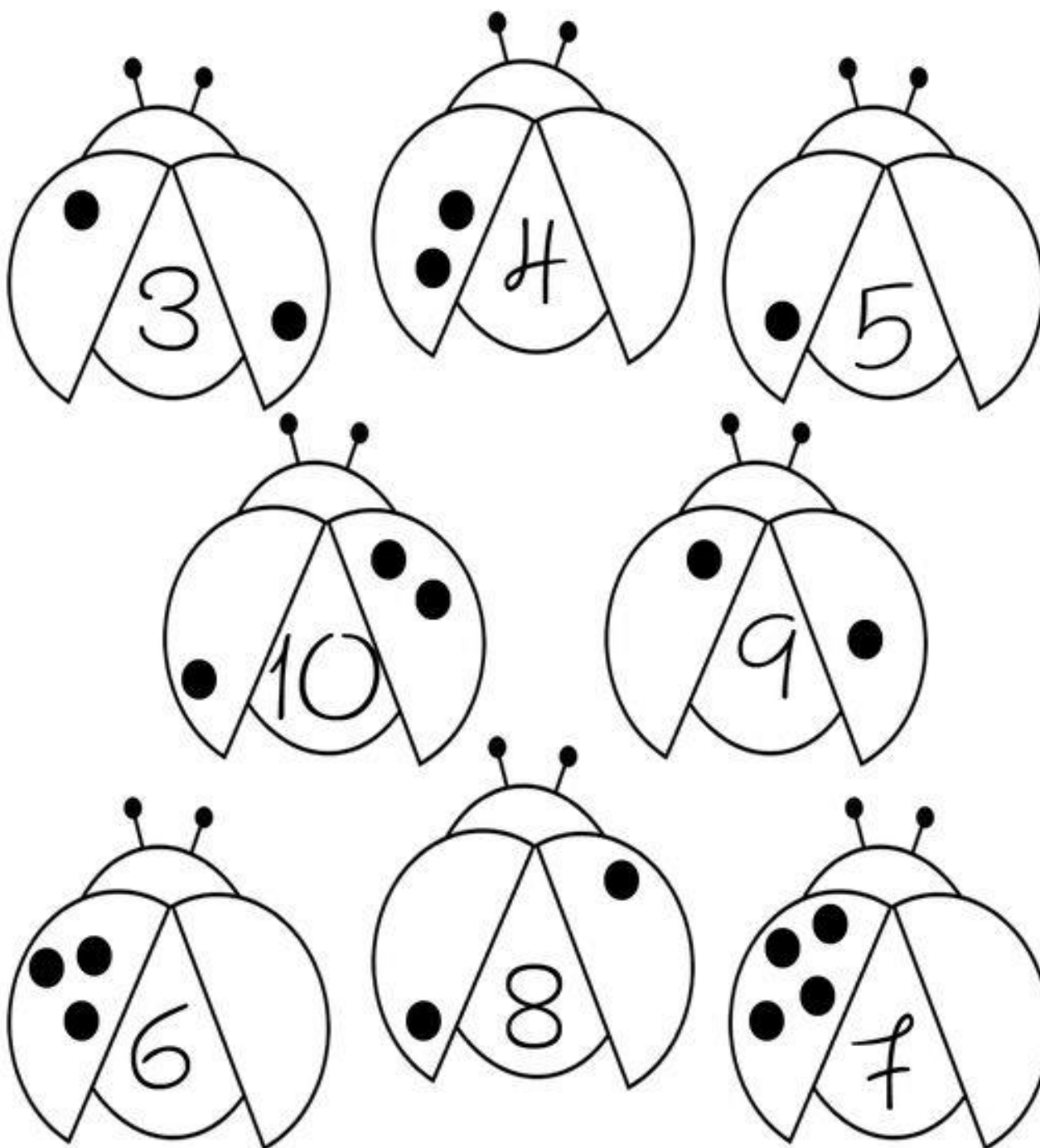


ESCOLA: \_\_\_\_\_


TURMA: \_\_\_\_\_ PROFESSOR(A): \_\_\_\_\_

ALUNO(A): \_\_\_\_\_

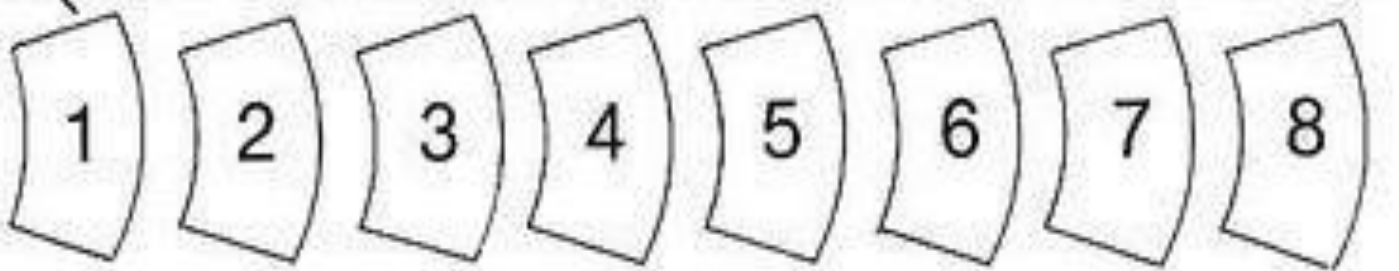
1- CONTINUE FAZENDO BOLINHAS NAS JOANINHAS DE ACORDO COM A QUANTIDADE INDICADA.:



1- CONTE, RECORTE E COLE NA BORBOLETA A QUANTIDADE  
CORRESPONDENTE AO NUMERAL:



Copyright © 2010 by Editora Abril





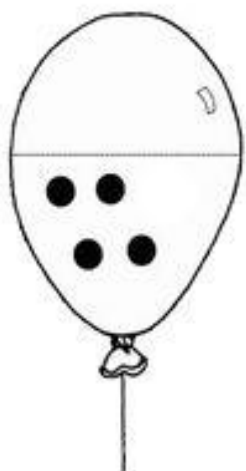
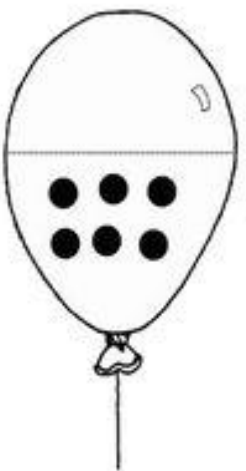


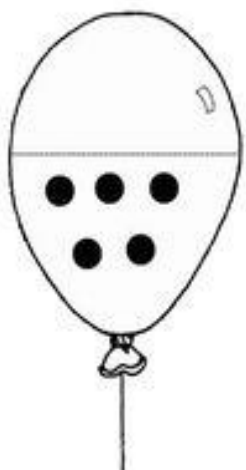
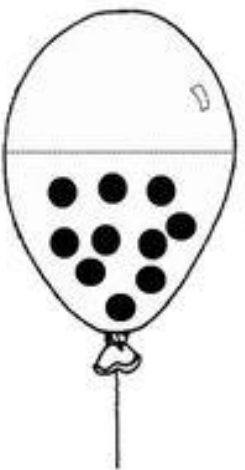
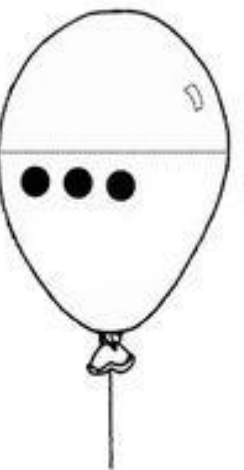
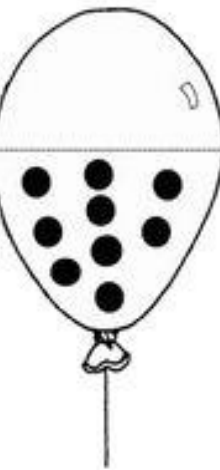








ESCOLA: \_\_\_\_\_

TURMA: \_\_\_\_\_ PROFESSOR(A): \_\_\_\_\_

EU SOU: \_\_\_\_\_

## ATIVIDADE

1- CONTE, RECORTE E COLE NO BALÃO A METADE COM O NUMERAL QUE INDICA A QUANTIDADE CORRESPONDENTE.



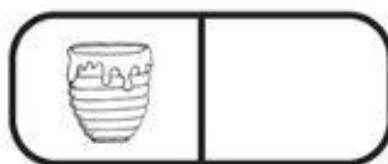
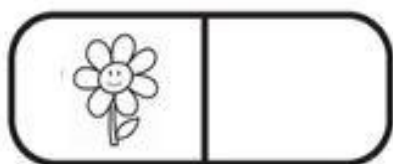
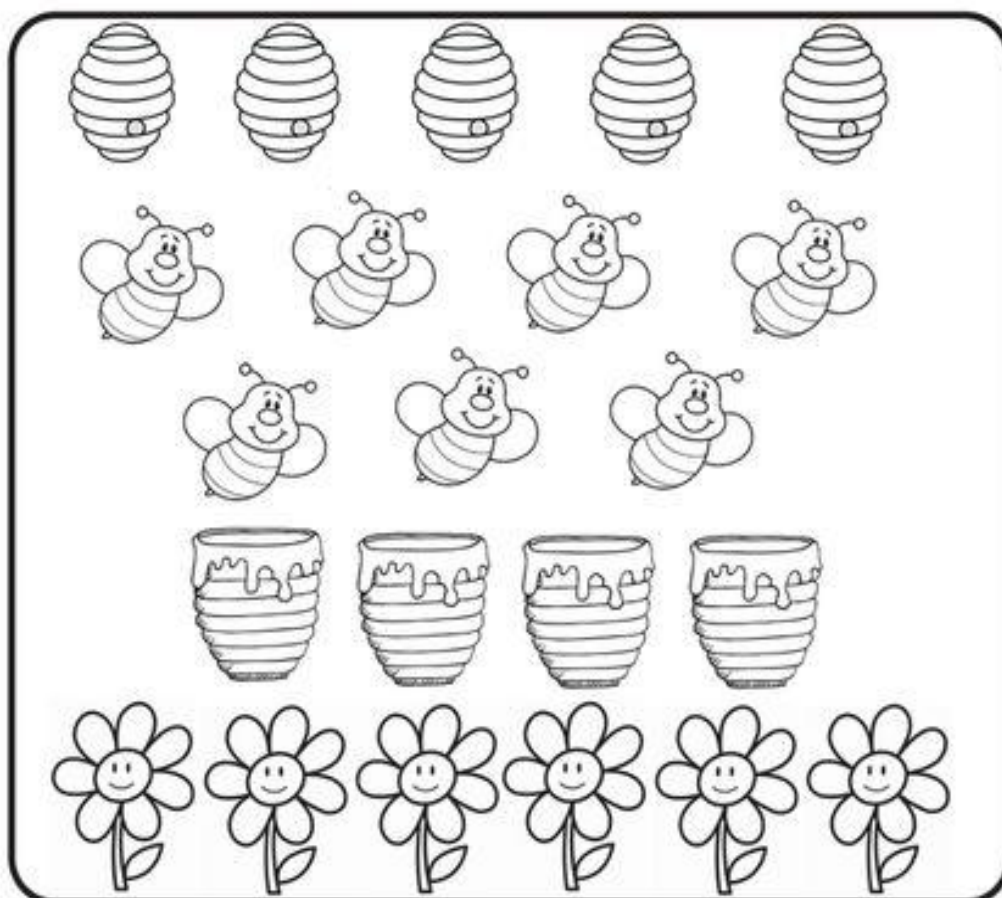
NOME \_\_\_\_\_

DATA \_\_\_ / \_\_\_ / \_\_\_.

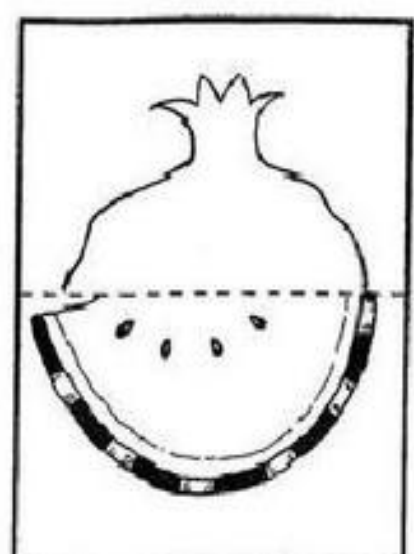
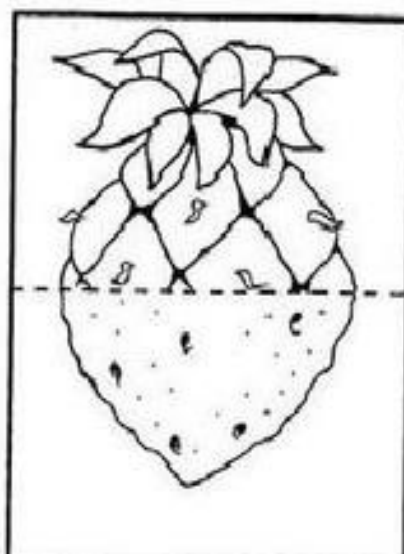
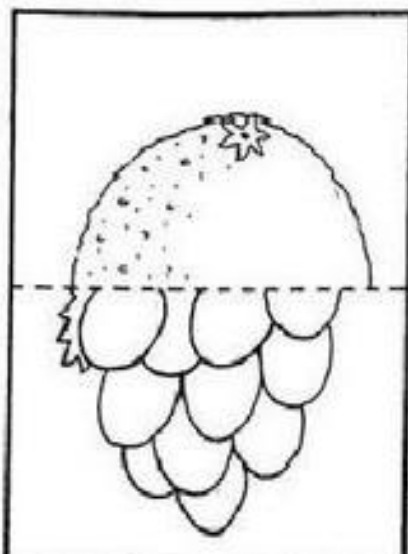
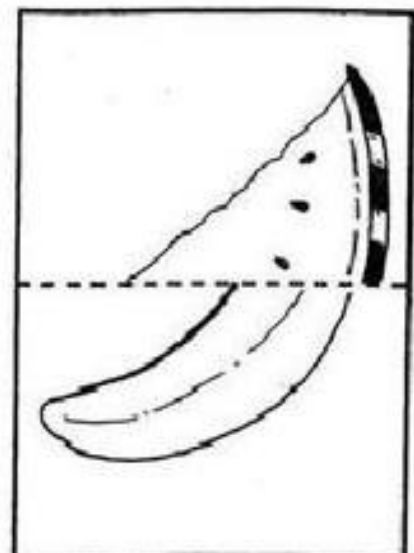
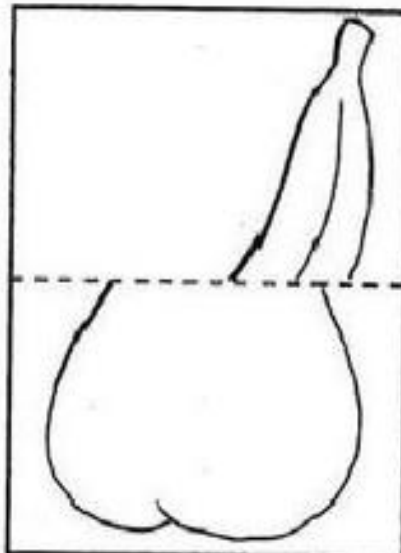


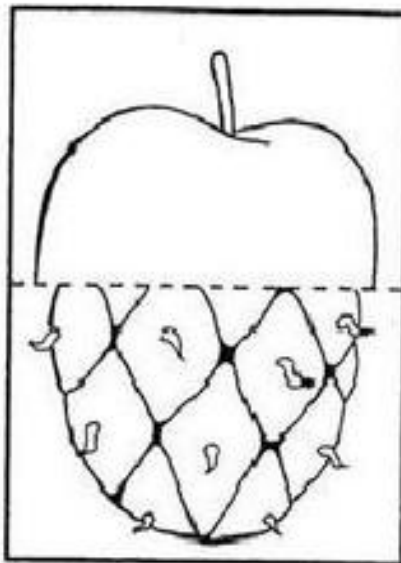
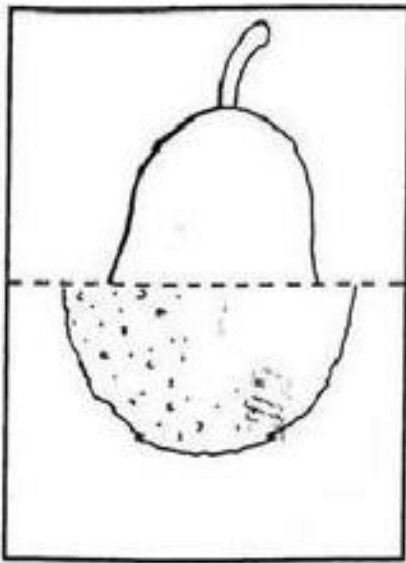
ATIVIDADE ( ) SALA ( ) CASA

MATEMÁTICA

CONTE E ANOTE:





1- RECORTE E COLE AS FRUTAS:















1- CONTE E COLE O NÚMERO NO POTE CORRETO:



1- LIGUE OS NÚMEROS A QUANTIDADE CORRETA:

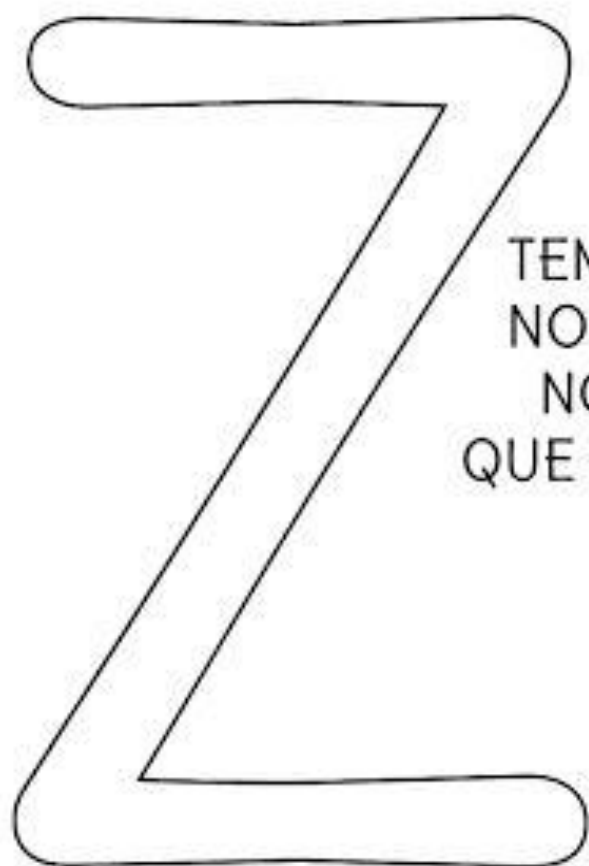
1		2	
3		8	
9		10	
5		6	
7		4	

ESCOLA: \_\_\_\_\_

TURMA: \_\_\_\_\_ DATA: \_\_\_\_ / \_\_\_\_ / \_\_\_\_

ALUNO: \_\_\_\_\_

1- FAÇA O CONTORNO DA LETRA COM TINTA A DEDO.




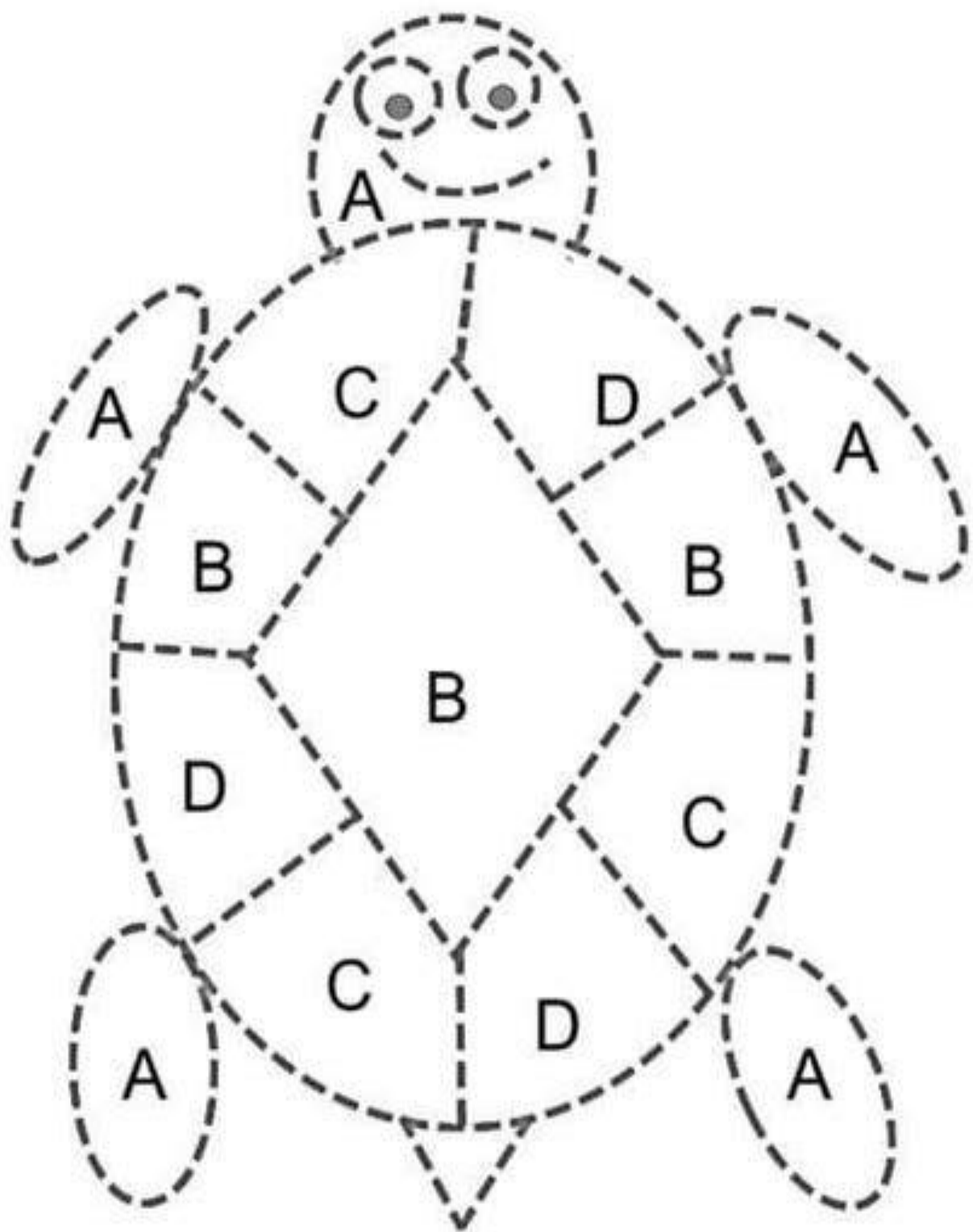
TEM NA ZEBRA E NO ZÍPER  
NO ZANGADO E NO ZECÃO  
NO MARIDO DA ABELHA  
QUE É CHAMADO DE ZANGÃO.



ZÍPER

2- MOSTRE QUE VOCÊ APRENDEU:





## Roteiro de Atividades

DATA	ATIVIDADE 1 DO DIA	ATIVIDADE 2 DO DIA
18/10	Escreva o nome, a letra inicial e final e depois conte quantas letras o nome tem	Observar a ordem alfabética e completar as letras que faltam no segundo quadro
19/10	Tracejar as letras do alfabeto	Completar a centopéia com as letras que faltam
20/10	Completar o caminho com as letras que faltam	Ligar as letras para completar a maçã
21/10	Completar o casco do caracol e pintar	Resolver o labirinto com a sequência de letras
22/10	Contar e colorir o quadrinho que corresponde a quantidade das bolinhas dos dados	Completar as peças do domino de acordo com o numeral
25/10	Fazer bolinhas para completar a quantidade do numeral indicado	Contar recortar e colar o numeral correspondente de cada borboleta
26/10	Contar recortar e colar o numeral correspondente de cada balão	Contar as quantidades de cada objeto e escrever o numeral
27/10	Pinte, recorte e cole as frutas com seu par	Conte os feijões, recorte e cole o numeral correto de cada pote
28/10	Conte as sementes da melancia e ligue no numeral correto	Pinte a letra Z com o dedo com guache verde e escreva as letras z nos círculos
29/10	Faça o contorno da letra Z com tinta a dedo, leia as palavras e depois escreva as letras Z nos submarinos	Trabalhando com cores: pintar cada espaço com a cor indicada

Referências: ApostilaBNCCinfantil: <http://prosisu.blogspot.cz/>  
[www.mestredosaber.com.br](http://www.mestredosaber.com.br)  
[www.ideiacriativaGibarbosa.com.br](http://www.ideiacriativaGibarbosa.com.br)  
[www.aartedeensinareaprender.com](http://www.aartedeensinareaprender.com)