



PREFEITURA DA ESTÂNCIA TURÍSTICA DE
IBIÚNA
Por uma Ibiúna próspera. Investindo no presente, gerando o futuro.
SECRETARIA DE EDUCAÇÃO



Rua Raimundo Santiago, nº 27 - Centro
Telefone: (15) 3248-1292/e-mail: apoiopedagogicosmeibiuna@hotmail.com

E.M. “HORA ALEGRE”
PROFESSORA: MITHYLENE DE ALMEIDA BATISTA
TURMA: FASE II E - TARDE
4º BIMESTRE: 13ª APOSTILA/2021

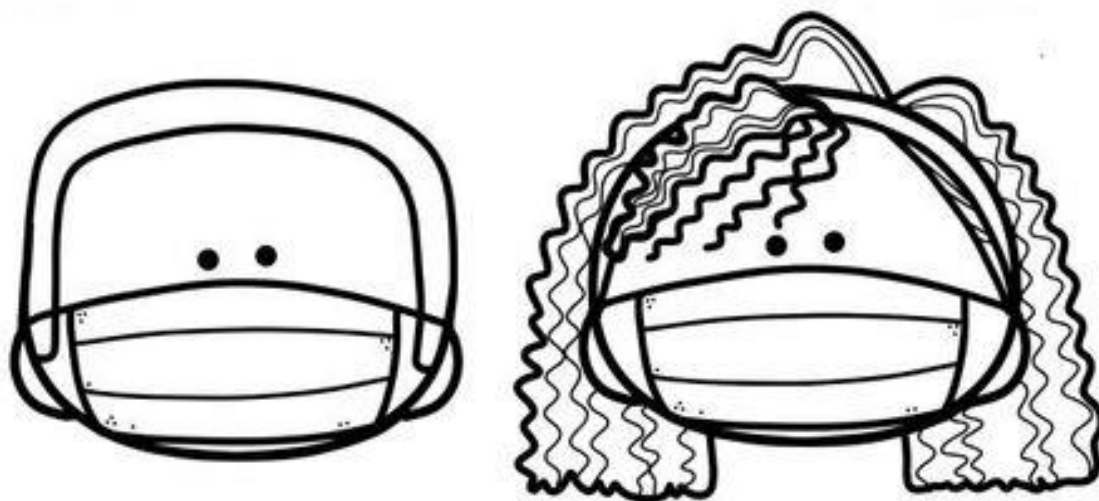
ATIVIDADES REFERENTES: 18, 19, 20, 21, 22, 25, 26, 27, 28 e 29/10.



Nome:

NOME: _____ DATA: _____

ESCOLA: _____ PROF.(A): _____



QUAL É O SEU NOME?

LETRA INICIAL
DO NOME:

LETRA FINAL
DO NOME:

TOTAL DE LETRAS
DO SEU NOME:

NOME: _____


DATA: _____

www.mestredosaber.com.br


OBSERVE A ORDEM ALFABÉTICA.



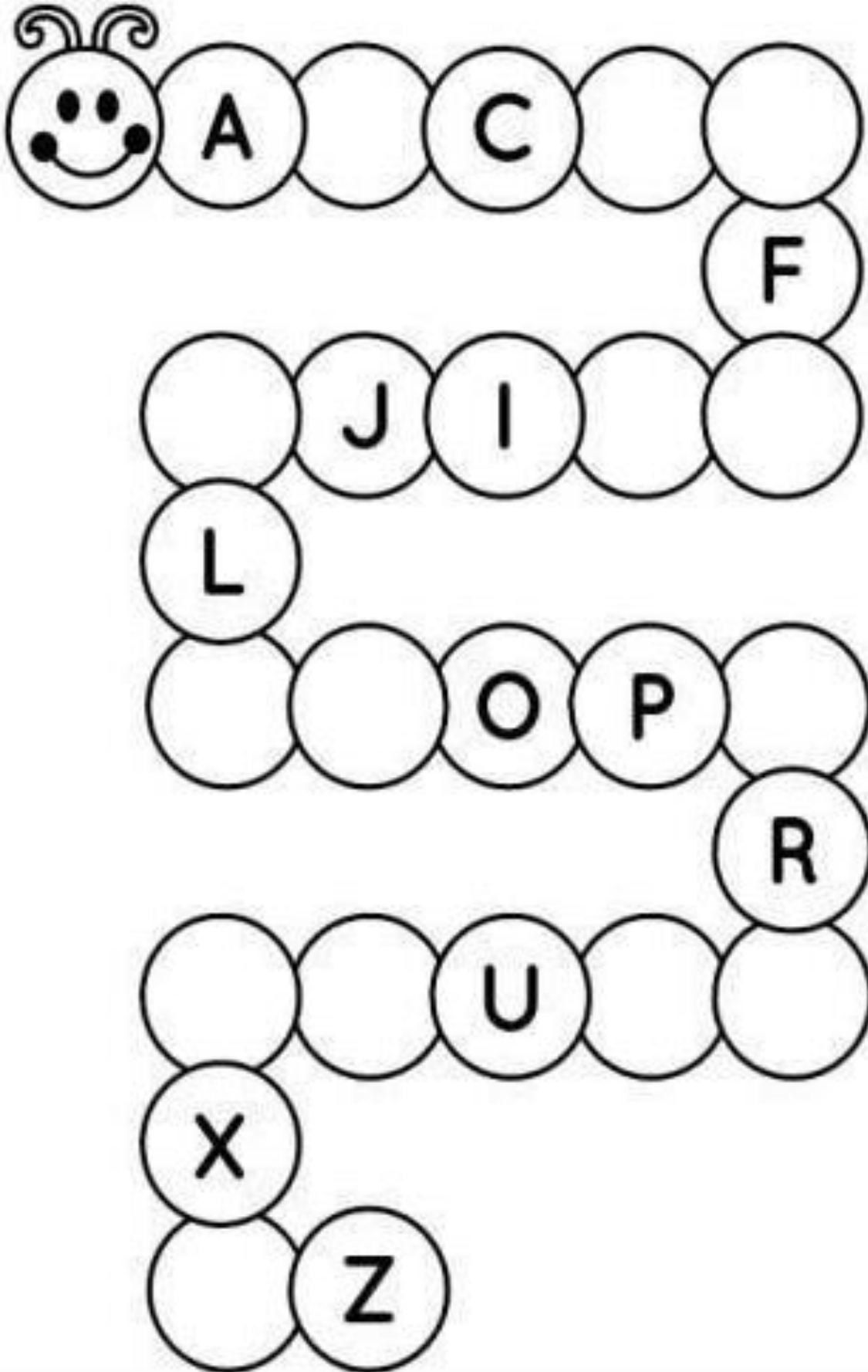
COMPLETE COM AS LETRAS QUE FALTAM.



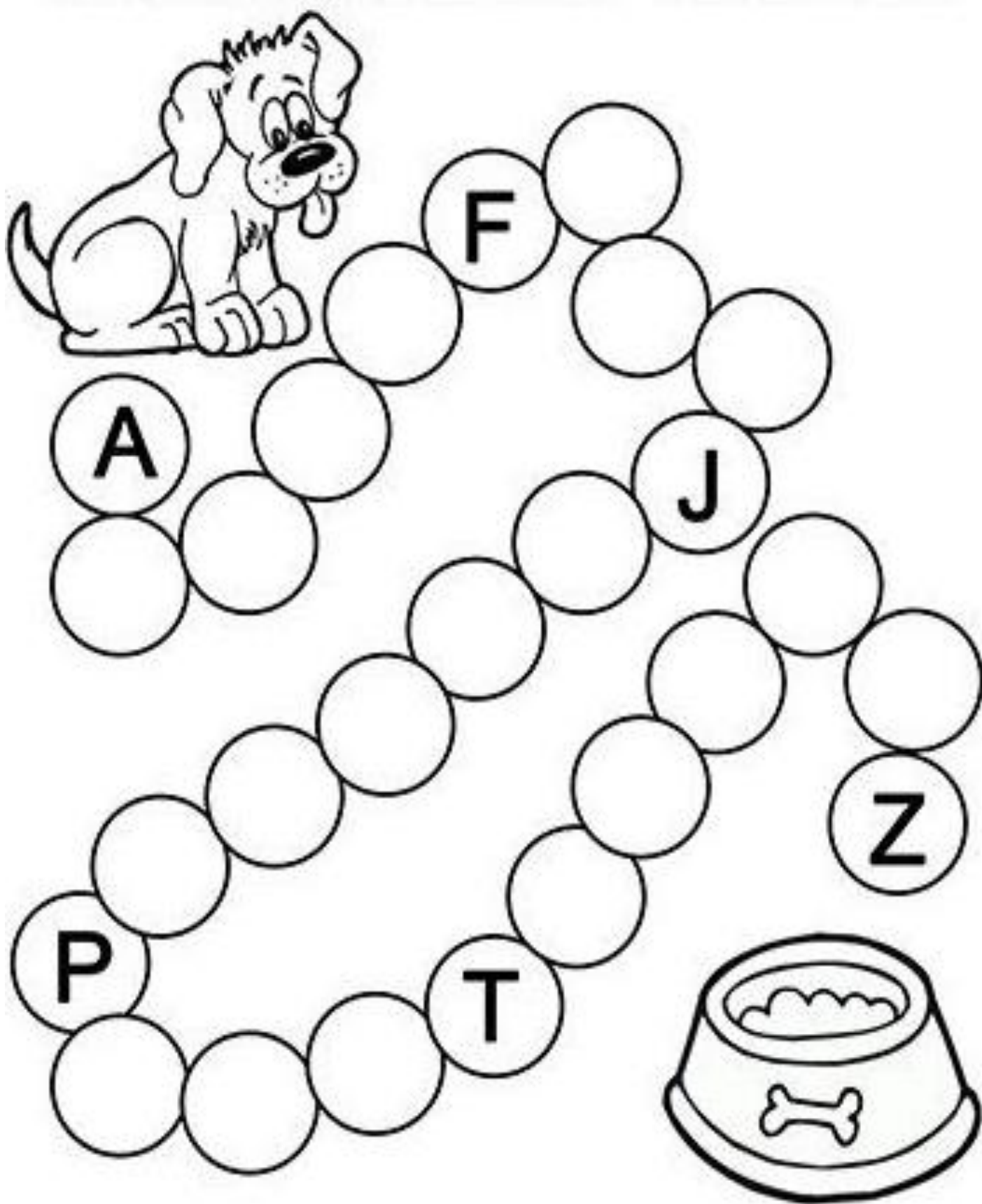
1- TRACEJE AS LETRAS:



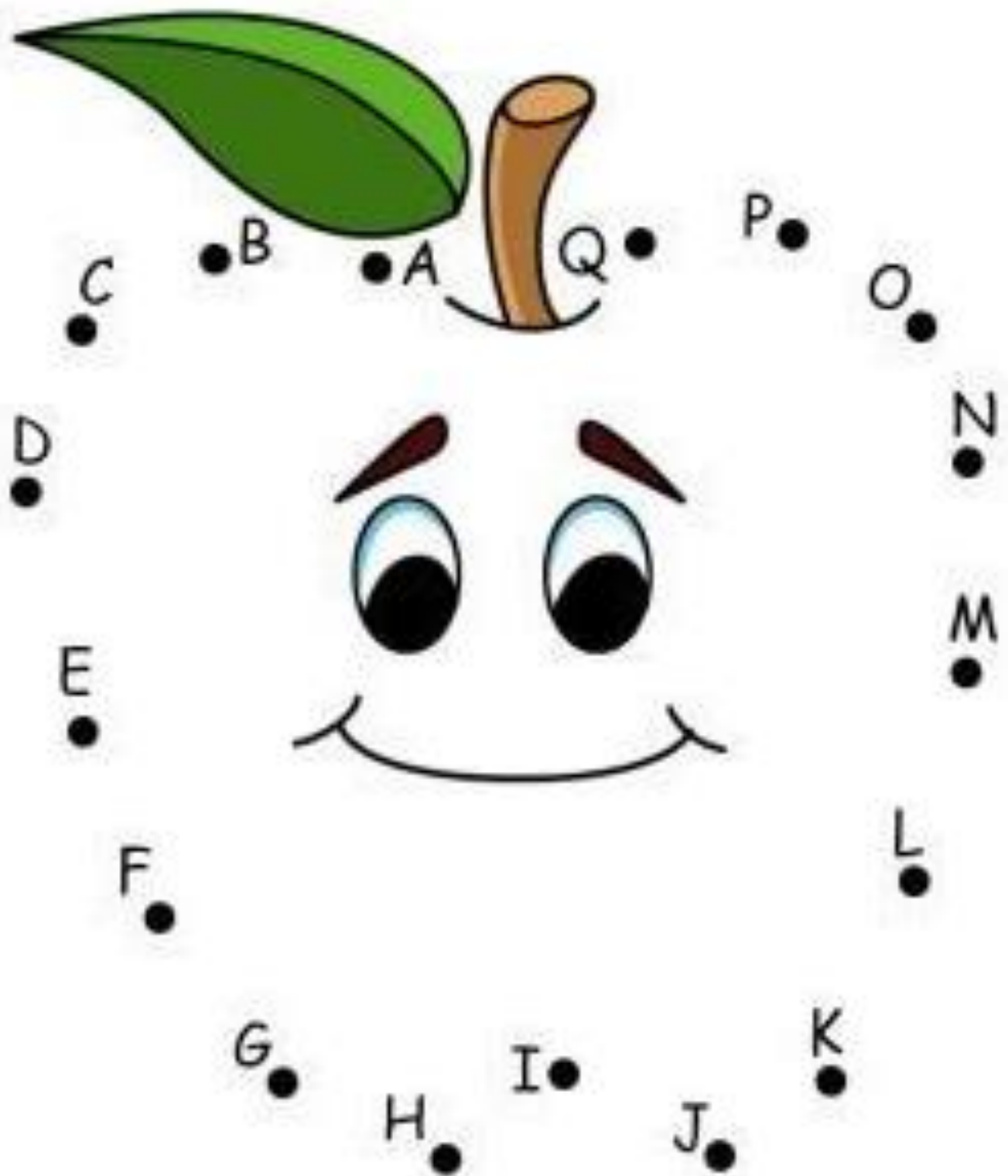
1-VAMOS COMPLETAR O ALFABETO:



1- VAMOS COMPLETAR O ALFABETO:




1- COMPLETE A MAÇA E DEPOIS PINTE ELA COM CAPRICO:



1- COMPLETE O CASCO DO CARACOL E DEPOIS PINTE:

CACO É MUITO CAMARADA.
NÃO CORRE, É BEM LENTINHO.
MAS É CRAQUE NO SEU TIME
DA VILA CARACOLZINHO.



1- RESOLVA O LABIRINTO SEGUINDO O CABEÇARIO:



A Z R S T

B C Q G U

E D C O P W V

F J N Ñ A X H

G W M V L Y Z

H T L E F

I J K S M




ATIVIDADE

EU SOU: _____


1- CONTE E PINTE O NUMERAL QUE INDICA A QUANTIDADE DE BOLINHAS REPRESENTADA PELOS DADOS.




9 10 6



7 9 11




18 12 13



15 13 8



12 10 16




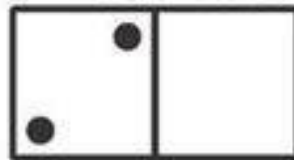
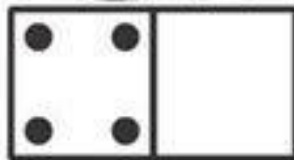

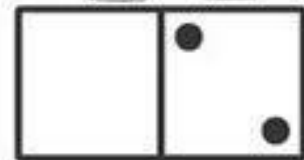


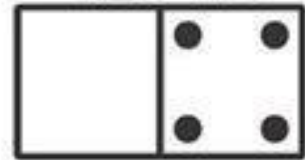

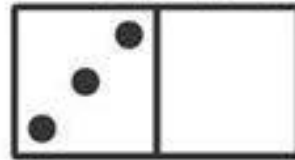
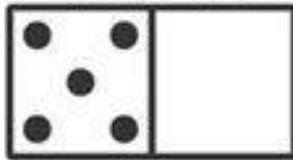

9 11 13

NOME _____

DATA ____ / ____ / ____



COMPLETE AS PEÇAS DE DOMINÓ DE MODO QUE A SOMA TOTAL SEJA A MESMA QUE APARECE NO CASCO DA TARTARUGA.



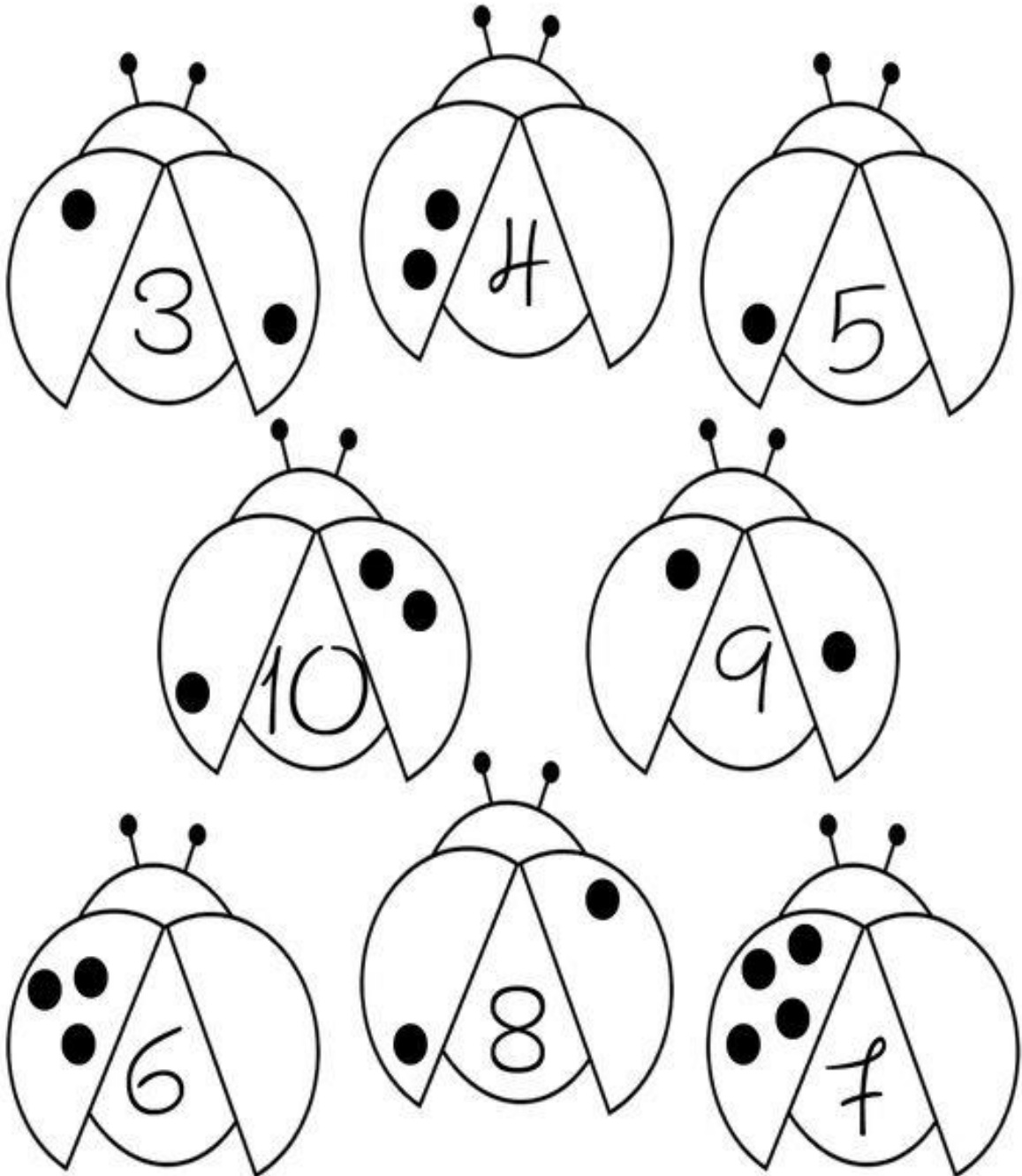


ESCOLA: _____

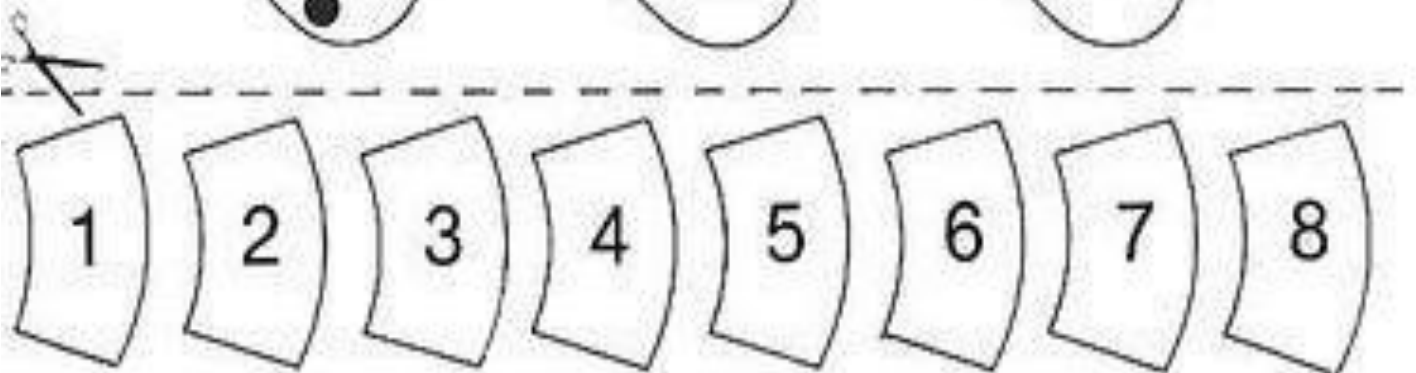

TURMA: _____ PROFESSOR(A): _____

ALUNO(A): _____

1- CONTINUE FAZENDO BOLINHAS NAS JOANINHAS DE ACORDO COM A QUANTIDADE INDICADA.:



1- CONTE, RECORTE E COLE NA BORBOLETA A QUANTIDADE
CORRESPONDENTE AO NUMERAL:





ESCOLA: _____
TURMA: _____ PROFESSOR(A): _____
EU SOU: _____

ATIVIDADE

1- CONTE, RECORTE E COLE NO BALÃO A METADE COM O NUMERAL QUE INDICA A QUANTIDADE CORRESPONDENTE.

5	9	4	7
3	6	8	10



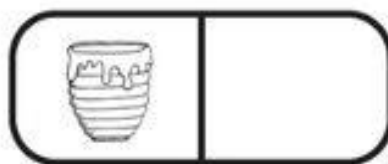
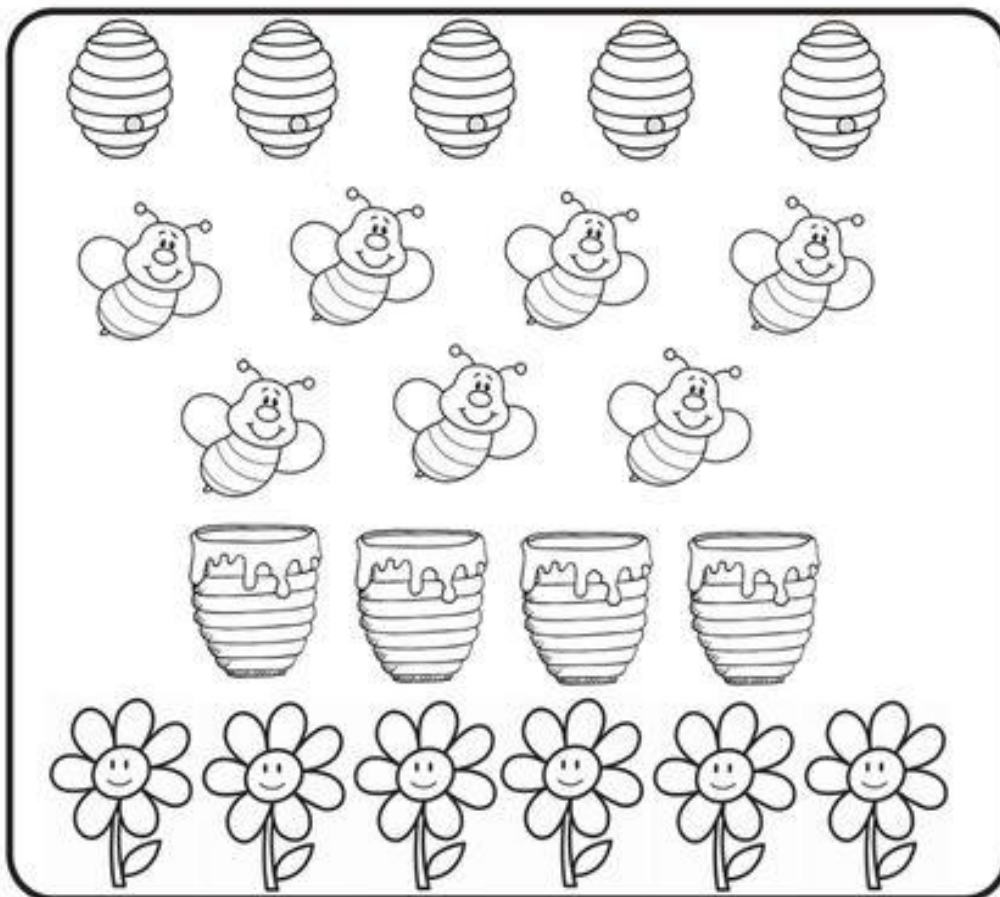
NOME _____

DATA ___ / ___ / ___.

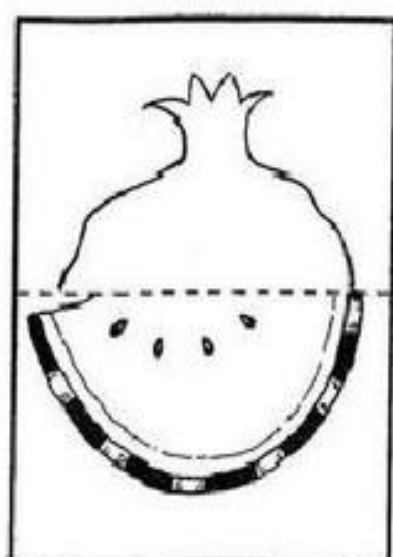
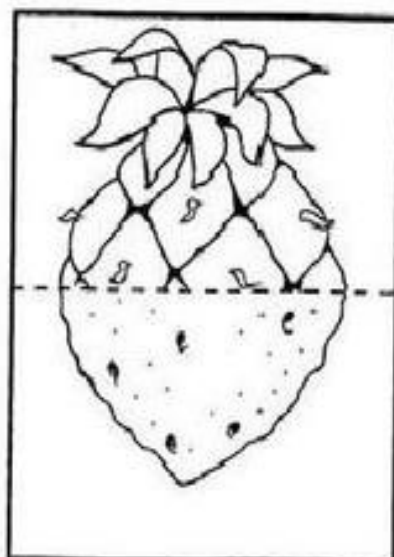
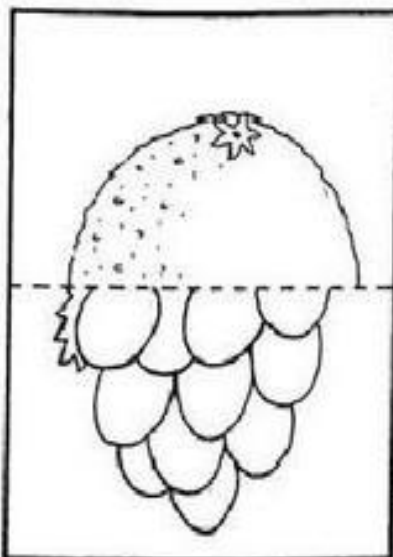
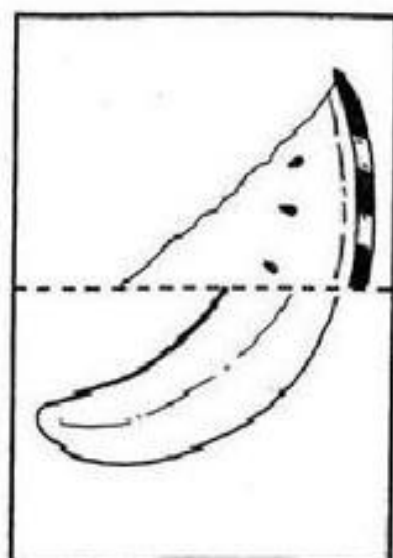
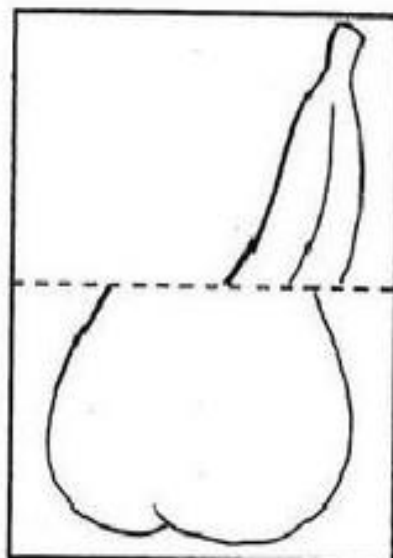
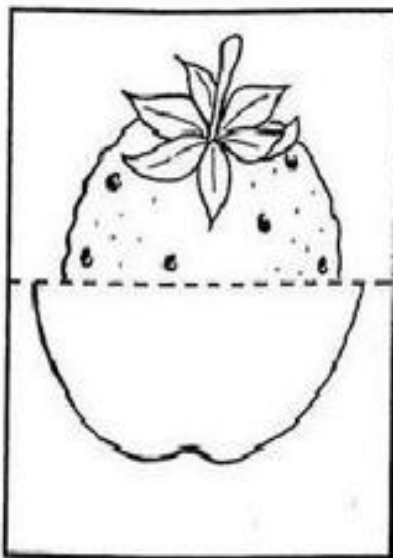

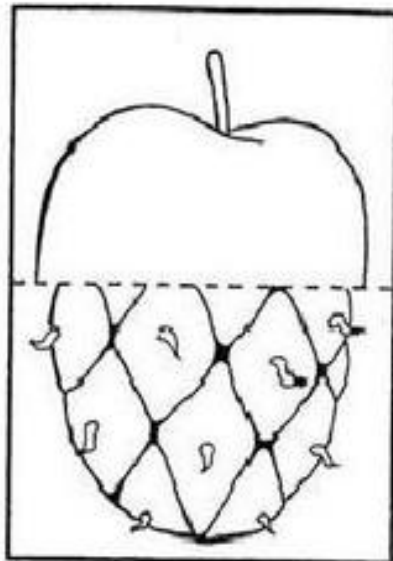
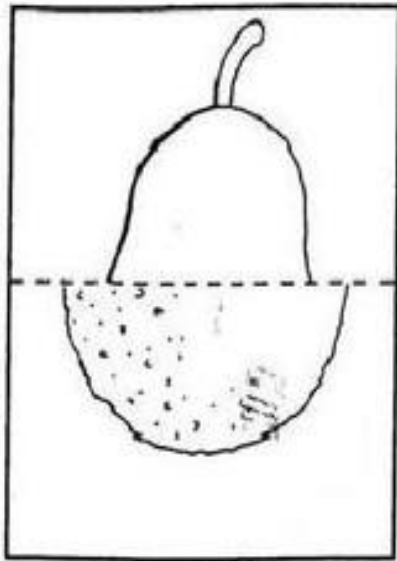
ATIVIDADE () SALA () CASA

MATEMÁTICA

CONTE E ANOTE:




1- RECORTE E COLE AS FRUTAS:













1- CONTE E COLE O NÚMERO NO POTE CORRETO:

2-



1- LIGUE OS NÚMEROS A QUANTIDADE CORRETA:

1		2	
3		8	
9		10	
5		6	
7		4	

A dashed line connects the number 1 to the watermelon slice with 1 seed.


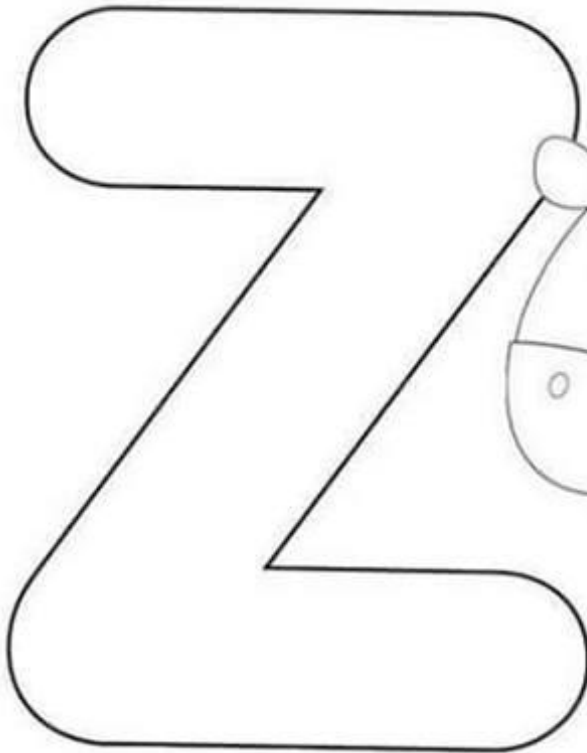


ESCOLA: _____

PROFESSOR(A): _____ TURMA: _____




ALUNO(A): _____

1- PINTE A LETRA Z DE ZEBRA COM A COR VERDE A DEDO SEGUINDO O CONTORNO DA LETRA.



ZEBRA

VAMOS TREINAR?

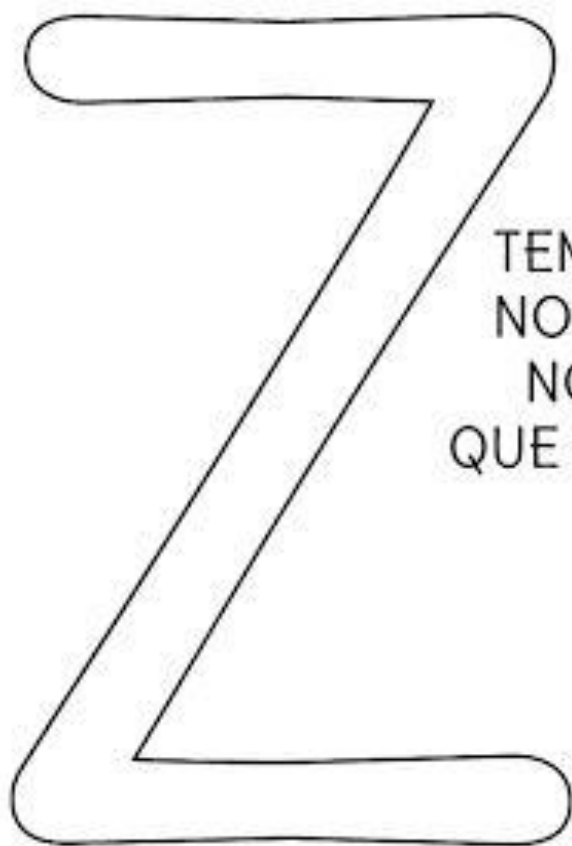


ESCOLA: _____

TURMA: _____ DATA: ____ / ____ / ____

ALUNO: _____

1- FAÇA O CONTORNO DA LETRA COM TINTA A DEDO.




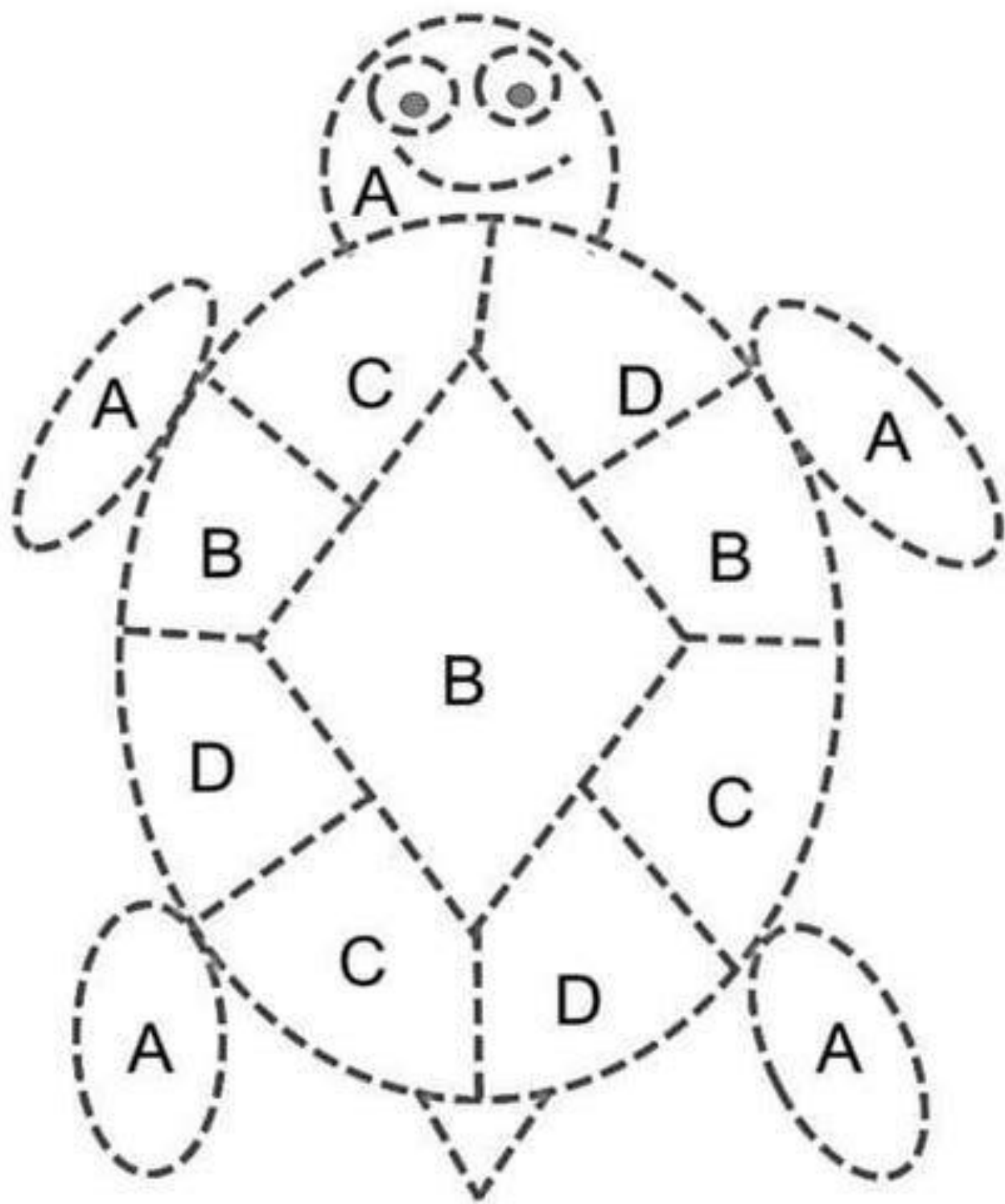
TEM NA ZEBRA E NO ZÍPER
NO ZANGADO E NO ZECÃO
NO MARIDO DA ABELHA
QUE É CHAMADO DE ZANGÃO.



ZÍPER

2- MOSTRE QUE VOCÊ APRENDEU:





Cronograma de Atividades

DATA	ATIVIDADE 1 DO DIA	ATIVIDADE 2 DO DIA
18/10	Escreva o nome, a letra inicial e final e depois conte quantas letras o nome tem	Observar a ordem alfabética e completar as letras que faltam no segundo quadro
19/10	Tracejar as letras do alfabeto	Completar a centopéia com as letras que faltam
20/10	Completar o caminho com as letras que faltam	Ligar as letras para completar a maçã
21/10	Desenhar o casco do caracol seguindo o numeral na ordem	Resolver o labirinto com a sequência de letras
22/10	Contar e colorir o quadrinho que corresponde a quantidade das bolinhas dos dados	Completar as peças do domino de acordo com o numeral
25/10	Fazer bolinhas para completar a quantidade do numeral indicado	Contar recortar e colar o numeral correspondente de cada borboleta
26/10	Contar recortar e colar o numeral correspondente de cada balão	Contar as quantidades de cada objeto e escrever o numeral
27/10	Pinte, recorte e cole as frutas com seu par	Conte os feijões, recorte e cole o numeral correto de cada pote
28/10	Conte as sementes da melancia e ligue no numeral correto	Pinte a letra Z com o dedo com guache verde e escreva as letras z nos círculos
29/10	Faça o contorno da letra Z com tinta a dedo, leia as palavras e depois escreva as letras Z nos submarinos	Trabalhando com cores: pintar cada espaço com a cor indicada