



PREFEITURA DA ESTÂNCIA TURÍSTICA DE  
**IBIÚNA**  
*Por uma Ibiúna próspera. Investindo no presente, gerando o futuro.*



E.M TEREZA FALCI

NOME: \_\_\_\_\_ 3º ANO A DATA: \_\_\_\_/\_\_\_\_/\_\_\_\_

13º APOSTILA ATIVIDADES REMOTAS PERÍODO DE 18,19,20,  
21,22,25,26,27,28,29/10,03,04,05/11



Professora; Zélia Rodrigues

NOME: \_\_\_\_\_ DATA: \_\_/\_\_/\_\_

PROFESSORA: ZÉLIA

3º A



# OUTUBRO

DOMINGO	SEGUNDA	TERÇA	QUARTA	QUINTA	SEXTA	SÁBADO
					1	2
3	4	5	6	7	8	9
10	11	12	13	14	15	16
17	18	19	20	21	22	23
24 31	25	26	27	28	29	30





# LINGUAGEM

LEIA:

NA CASINHA LÁ DA MATA  
MORA UMA BELA MOÇA  
ELA É MEIGA E PRENDADA  
FAZ O ALMOÇO E LAVA A LOUÇA!

ISABEL CRISTINA S. SOARES



-----  
- PINTA AS PALAVRAS INCIADAS COM A LETRA M.

-----  
- CIRCULE COM LÁPIS DE COR AZUL AS RIMAS.


NOME: \_\_\_\_\_ DATA: \_\_\_/\_\_\_/\_\_\_

PROFESSORA: ZÉLIA

3º A



OBSERVE A FIGURA, LEIA AS PALAVRAS E MARQUE O NÚMERO CORRESPONDENTE.


 ABACAXI

 ZEBRA

 CAVALO

 LUVA

 CHUPETA

 CENOURA

 GALO

 SORVETE

 BOTA

NOME: \_\_\_\_\_ DATA: \_\_\_/\_\_\_/\_\_\_

PROFESSORA: ZÉLIA

3º A



## A GIRAFINHA

OI GIRAFINHA  
VOCÊ É TÃO BONITINHA  
DE PESCOÇO COMPRIDO  
E PELO DE MANCHINHAS.



KÁTIA TEIXEIRA

1. PINTE OS ESPAÇOS ENTRE AS PALAVRAS NO TEXTO.

-----

2. QUANTAS PALAVRAS TEM NO TEXTO?

-----

3. QUAL É O TÍTULO DO TEXTO?

-----

4. COMO É O PESCOÇO DA GIRAFA?

-----

5. RETIRE DO TEXTO AS PALAVRAS COM NH.

NOME: \_\_\_\_\_ DATA: \_\_/\_\_/\_\_

PROFESSORA: ZÉLIA

3º A



## I. Pinte a palavra correta:



ANÃO
AVIÃO
SABÃO



NAJA
ASA
ANJO



ASTRO
ASTRONAUTA
ASTUTO



JACA
VACA
JACARÉ



MACA
MAÇÃ
UVA



FOMIGA
FORMIGA
BESOURO



LIXA
TINTA
LIXO



VIOLÃO
SABÃO
SANFONA

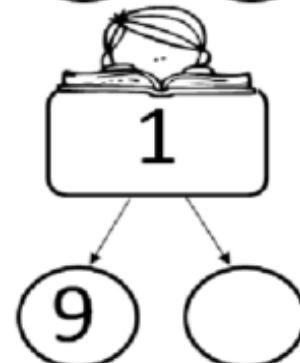
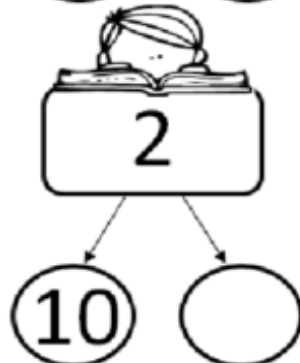
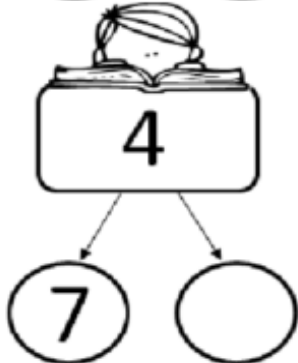
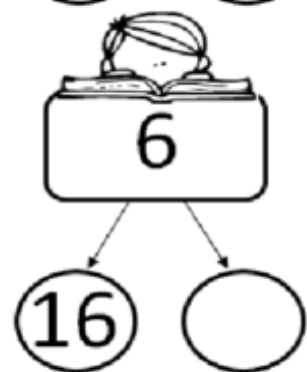


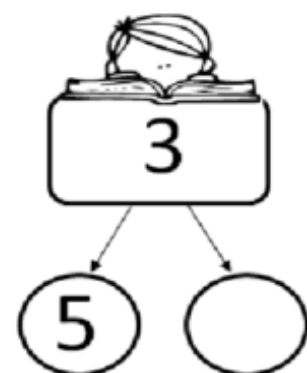
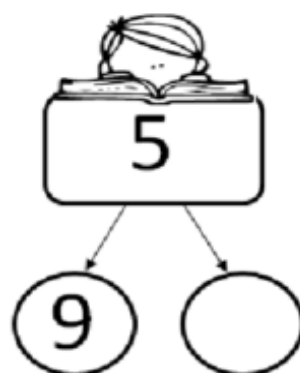
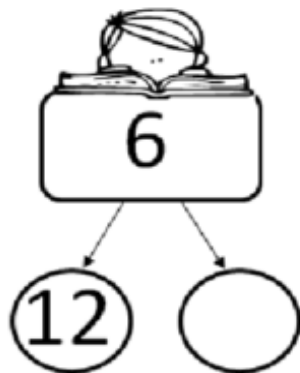


VELA
FOGO
FOGÃO



## Trabalhando com as subtrações

- Coloque o número que subtraído do anterior terá como resultado o número do retângulo acima.



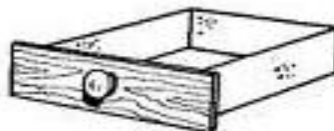
NOME: \_\_\_\_\_ DATA: \_\_\_/\_\_\_/\_\_\_

PROFESSORA: ZÉLIA

3º A



# AUTODITADO G





NOME: \_\_\_\_\_ DATA: \_\_\_/\_\_\_/\_\_\_

PROFESSORA: ZÉLIA

3º A



ESCREVA OS NOMES DAS FRUTAS OU ANIMAIS. SE PRECISAR, USE O BANCO DE PALAVRAS.


- ESCREVA UMA SÍLABA EM CADA QUADRADINHO.



--	--



--	--	--	--



--	--	--



--	--	--



--	--

2 SÍLABAS	3 SÍLABAS	4 SÍLABAS
CAJU	BANANA	MELANCIA
RATO	ARARA	BORBOLETA
FOCA	CEREJA	ABACAXI
MANGA	MINHOCA	CARAMBOLA



## FORMAS GEOMÉTRICAS

CAPRICHE NA PINTURA DO TRENZINHO, SEGUINDO A LEGENDA.



AMARELO




AZUL



VERMELHO



VERDE






1.OBSERVE O GRÁFICO DE FRUTAS QUE CAIO COMPROU.



A)QUANTOS MAÇÃS?

B) QUANTAS LARANJAS?

C) QUANTAS BANANAS?





### CRUZADINHA

PROCURE O NOME DAS FIGURAS NO QUADRO DE PALAVRAS E ESCREVA-OS NA CRUZADINHA:

The crossword puzzle grid consists of the following structure:

- A vertical column of 10 cells on the left.
- A horizontal row of 7 cells starting from the 4th cell of the vertical column.
- A horizontal row of 7 cells starting from the 4th cell of the vertical column, overlapping with the row above.
- A horizontal row of 7 cells starting from the 4th cell of the vertical column, overlapping with the row above.
- A horizontal row of 7 cells starting from the 4th cell of the vertical column, overlapping with the row above.
- A horizontal row of 7 cells starting from the 4th cell of the vertical column, overlapping with the row above.
- A horizontal row of 7 cells starting from the 4th cell of the vertical column, overlapping with the row above.
- A horizontal row of 7 cells starting from the 4th cell of the vertical column, overlapping with the row above.
- A horizontal row of 7 cells starting from the 4th cell of the vertical column, overlapping with the row above.
- A horizontal row of 7 cells starting from the 4th cell of the vertical column, overlapping with the row above.

RELÓGIO – CADEIRA - TELEFONE  
LIVRO – TESOURA - CANETA

NOME: \_\_\_\_\_ DATA: \_\_/\_\_/\_\_

PROFESSORA: ZÉLIA

3º A



# ALFABETO



A	B	C	D	E	F	G	H	I	J	K	L	M
N	O	P	Q	R	S	T	U	V	W	X	Y	Z

# VOGAIS

A	E	I	O	U
---	---	---	---	---

# CONSOANTE

B	C	D	F	G	H	J	K	L	M	N
P	Q	R	S	T	V	W	X	Y	Z	

1- MARQUE UM X NO ALFABETO QUE ESTÁ NA ORDEM CORRETA:

<input type="checkbox"/>	A-N-M-B-N-C- V-X- Z- Q-S-D- E- R- T- Y- G-P-F-H-I-K-J-O-L
<input type="checkbox"/>	A-B-M-L-N-C-O-X- Z- Q-S-H- E- J- T- Y- G-P-F-D-I-K-R-V
<input type="checkbox"/>	A-B-C-D-E-F-G-H-I-J-K-L-M-N-O-P-Q-R-S-T-U-V-W-X-Y-Z



NOME: \_\_\_\_\_ DATA: \_\_/\_\_/\_\_

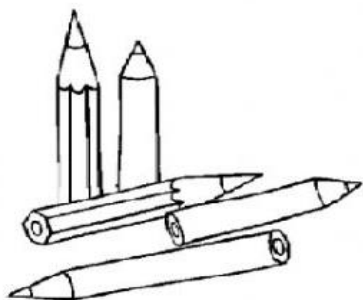
PROFESSORA: ZÉLIA

3º A

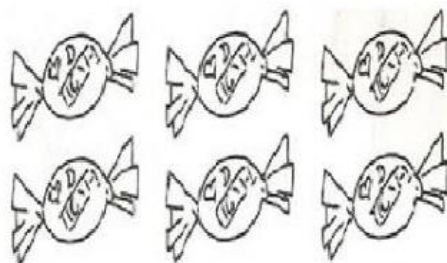
1 - COMPLETE AS SEQUÊNCIAS DOS NÚMEROS:

	2				5				
--	---	--	--	--	---	--	--	--	--

2 - MARQUE UM X NO QUADRINHO QUE REPRESENTA A QUANTIDADE CORRETA:


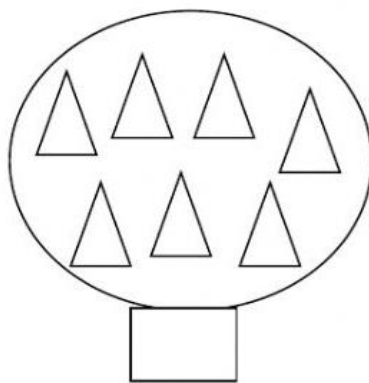



- 5
- 2
- 3
- 4



- 10
- 5
- 9
- 6

3- ESCREVA A QUANTIDADE DE CADA CONJUNTO:



4- ESCREVA O NÚMERO QUE ESTÁ OCULTO:

INICIO	1	2	3	4	5	6	7	8	<input type="text"/>	10	FIM
--------	---	---	---	---	---	---	---	---	----------------------	----	-----

## Referências

<https://br.pinterest.com/pin/647603621409488576/><https://br.pinterest.com/pin/647603621409488576/><https://br.pinterest.com/pin/647603621409488576/><https://br.pinterest.com/pin/647603621409488576/><https://br.pinterest.com/pin/647603621409488576/><https://br.pinterest.com/pin/647603621409488576/>[https://www.google.com/search?rlz=1C1NHXL\\_pt-BRBR755BR755&sxsrf=AOaemvK-m8uvsNqH5cEjObbRCMVse1PSRw:1631718929596&source=univ&tbm=isch&q=atividade+alfai](https://www.google.com/search?rlz=1C1NHXL_pt-BRBR755BR755&sxsrf=AOaemvK-m8uvsNqH5cEjObbRCMVse1PSRw:1631718929596&source=univ&tbm=isch&q=atividade+alfai)[https://www.google.com/search?rlz=1C1NHXL\\_pt-BRBR755BR755&sxsrf=AOaemvK-m8uvsNqH5cEjObbRCMVse1PSRw:1631718929596&source=univ&tbm=isch&q=atividade+alfai](https://www.google.com/search?rlz=1C1NHXL_pt-BRBR755BR755&sxsrf=AOaemvK-m8uvsNqH5cEjObbRCMVse1PSRw:1631718929596&source=univ&tbm=isch&q=atividade+alfai)<https://amorensina.com.br/matematica-no-dia-da-arvore-1-ano-2-ano//647603621409488576/><https://www.google.com/search?q=atividade+alfabetiza%C3%A7%C3%A3o+dia+da+arvore+matematica&tbm=isch&ved=2ahUKEwjbyZncooHzAhXkOLkGHYg1ClwQ2-cCegQIABAA&o76/57>