

E.M. "VEREADOR LOURIVAL CORREIA DE ARAÚJO"

# ATIVIDADES DE REPOSIÇÃO

## FASE I

### A

14º REMESSA

NOME DO ALUNO	
PROFESSORA: IRANI DE CAMARGO	
DIAS DE REPOSIÇÃO:	19\11
08\11	22\11
09\11	23\11
10\11	24\11
12\11	25\11
16\11	26\11
17\11	29\11
18\11	

### ORIENTAÇÕES AOS PAIS OU RESPONSÁVEIS

INFELIZMENTE ESTAMOS AFASTADOS DO AMBIENTE ESCOLAR. SENDO ASSIM PEÇO A COLABORAÇÃO QUANTO A REALIZAÇÃO DAS ATIVIDADES DE REPOSIÇÃO.

- ESSAS ATIVIDADES DEVEM SER FEITAS COM AUXILIO, MAS DEIXEM QUE OS ALUNOS PREENCHAM COM AS LETRINHAS DELES;
- ORIENTEM QUE FAÇAM AOS POUCOS E COM CAPRICHOS;
- APÓS O TÉRMINO DAS ATIVIDADES MANTER NA EMBALAGEM QUE RECEBERAM E EM ORDEM PARA DEVOLUÇÃO À ESCOLA.

# POEMA - LETRA Y

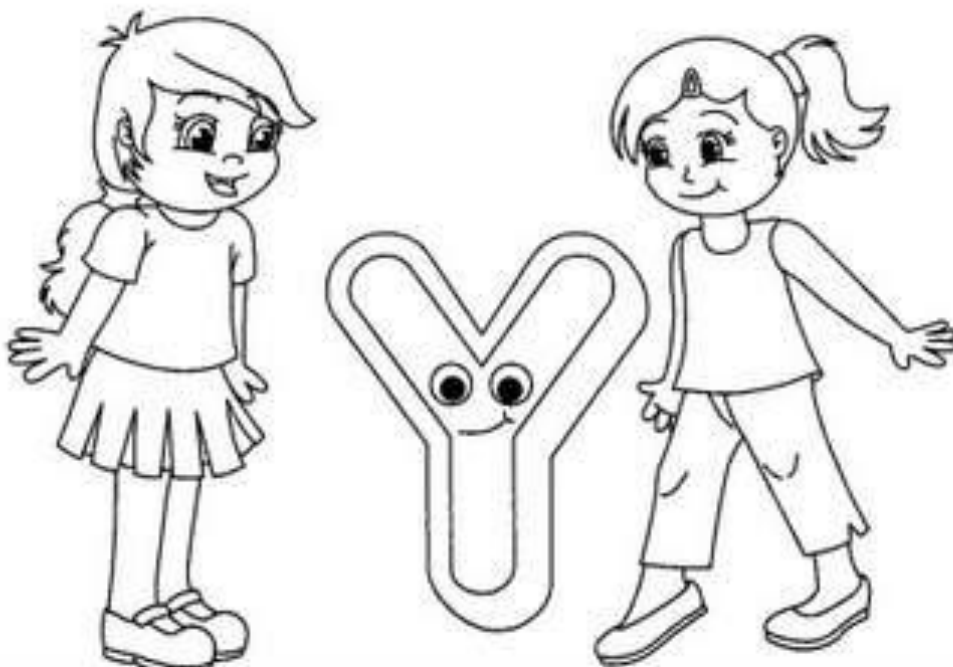



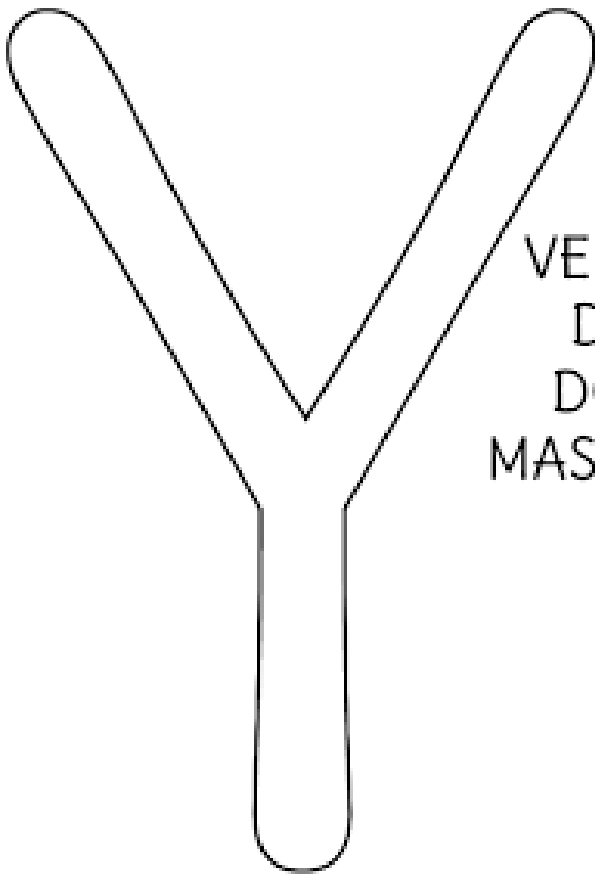
## OLHA O **Y** AÍ

WENIDARC CINTRA

OLHA LÁ O **Y**!  
ESTÁ BEBENDO YAKULT.  
ESTÃO PERTO DELE,  
YARA E YASMIM.  
AGORA VÃO COMER,  
SANDUÍCHE E AMENDOIM.

O YAGO FOI CHEGANDO,  
PEDIU PARA PROVAR.  
- QUE GOSTOSO! QUE DELÍCIA!  
- VOU PEDIR À MAMÃE  
PARA IR AO MERCADO COMPRAR!






DEM NO INÍCIO DA YARA  
DO YAN E DA YASMIM  
DO YAKULT E DO YGOR  
MAS NA JULLY, VEM NO FIM.

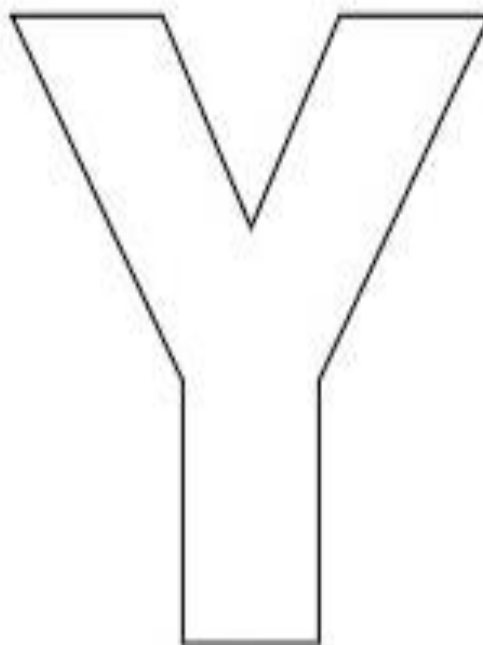


YAKULT

!- MOSTRE QUE VOCÊ APRENDEU:



YOGURT



PINTE APENAS O BONECO QUE TEM SEU NOME INICIADO PELA LETRA Y.




YANE



IGOR



YURI

 VAMOS PRATICAR? CUBRA A LETRA Y:



YONE



YURI



YASMIN



YAN



ATIVIDADE 5- CIRCULE A PALAVRA QUE CORRESPONDE COM O DESENHO:

10\11



KOMBI  
ANTA  
YASMIN



YAKISOBA  
KARAOKÊ  
ALMOFADA



YOGURT  
JAULA  
KIT KAT



JOIA  
KINDER OVO  
YOUTUBE




YIN YANG  
KART  
JARRA



KÁTIA  
YAKULT  
JANELA



YPÊ  
KÁTIA  
ÁGUA



PORTA  
YETI  
KIWI

## ZEBRINHA

WANIA AMARANTE

COITADA DA ZEBRA!  
É TÃO POBREZINHA,  
SÓ TEM UMA ROUPA  
A COITADINHA!


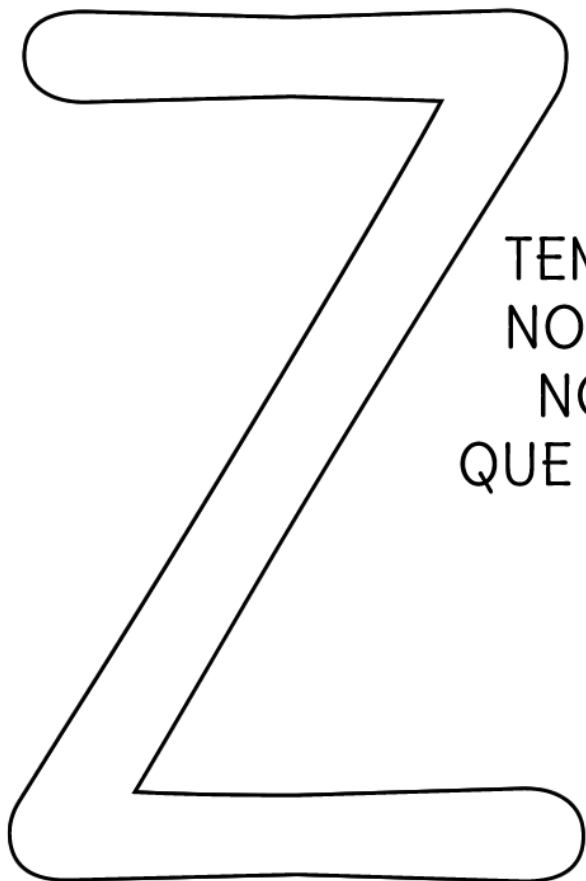
DORME DE PIJAMA,  
PIJAMA DE LISTRINHA,  
E PASSA DIAS INTEIROS  
VESTIDA DE PIJAMINHA.

QUE TAL A GENTE SE JUNTAR  
FAZER UMA VAQUINHA  
PRA COMPRAR PRA ZEBRINHA  
VESTIDO DE BOLINHA?

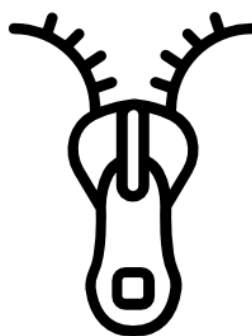


# ATIVIDADE 7- VAMOS TREINAR A LETRA 'Z'

11\11




TEM NA ZEBRA E NO ZÍPER  
NO ZANGADO E NO ZECÃO  
NO MARIDO DA ABELHA  
QUE É CHAMADO DE ZANGÃO.




ZÍPER

2- MOSTRE QUE VOCÊ APRENDEU:





 VAMOS PRATICAR? CUBRA A LETRA Z:



ZILÁ



ZICO












ZEBRA





ZÉLIA



CIRCULE A PALAVRA DE ACORDO COM O NOME DE CADA FIGURA:

	<p>ZERO ZEBRA ZÍPER</p>		<p>ZANGÃO ZOEIRA ZERO</p>
	<p>ZABUMBA ZEBU ZAZÁ</p>		<p>ZEBRA ZORRO ZIKA</p>
	<p>ZICO ZIZI ZÍPER</p>		<p>ZABUMBA ZÍPER ZEPELIM</p>
	<p>ZOOLÓGICO ZERO ZONA</p>		<p>ZEBU ZERO ZEBRA</p>
	<p>ZORRO ZEBRA ZERO</p>		<p>ZANGÃO ZEZÉ ZAGUEIRO</p>


**OLÁ!  
SOU O  
NÚMERO**



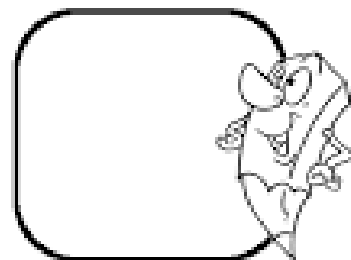
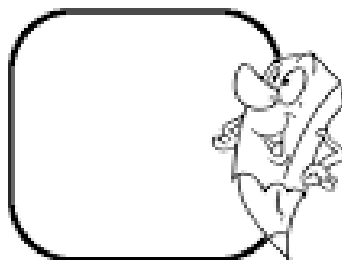
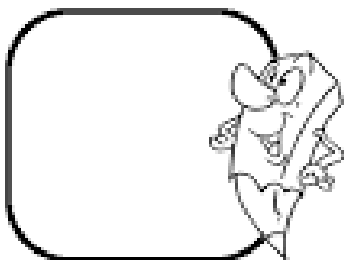
**UM**



- CUBRA, SEGUINDO A DIREÇÃO DAS SETAS:




!- AGORA, MOSTRE QUE APRENDEU:






**OLÁ!  
SOU O  
NÚMERO**




1- CUBRA, SEGUINDO A DIREÇÃO DAS SETAS:




2- AGORA, MOSTRE QUE APRENDEU:






NÚMERO TRÊS  
NÚMERO TRÊS  
ELE VEM DEPOIS DO  
DOIS  
FAZ TUMTUMTATA  
FAZ TATATUMTUM  
É MAIS FALTA ALGUÉM  
AQUI...

2-VAMOS TREINAR?




ATIVIDADE 13-

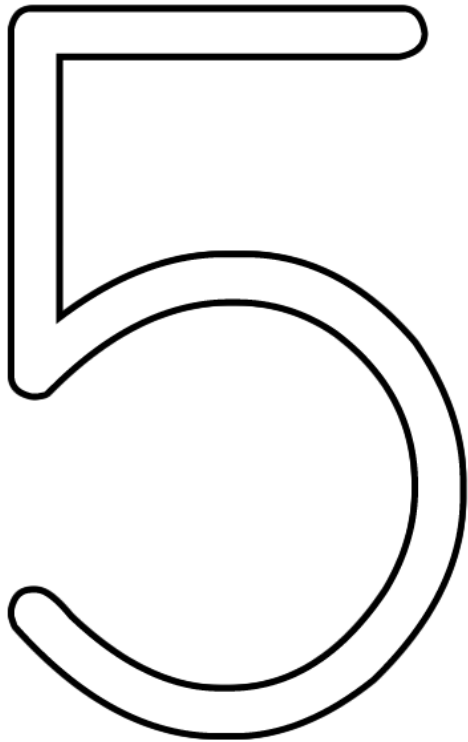
17\11



NÚMERO QUATRO  
NÚMERO QUATRO  
ELE VEM DEPOIS DO  
TRÊS  
FAZ TUMTUMTATA  
FAZ TATATUMTUM  
É MAIS FALTA ALGUÉM  
AQUI...

2-VAMOS TREINAR?






NÚMERO CINCO  
NÚMERO CINCO  
ELE VEM DEPOIS DO  
QUATRO  
FAZ TUMTUMTATA  
FAZ TATATUMTUM  
JÁ É HORA DE PARTIR.

2-VAMOS TREINAR?




**OLÁ!  
SOU O  
NÚMERO**



**SEIS**  
*seis*

1- CUBRA, SEGUINDO A DIREÇÃO DAS SETAS:



2- AGORA, MOSTRE QUE APRENDEU:





**OLÁ!  
SOU O  
NÚMERO**



**SETE**  
*sete*

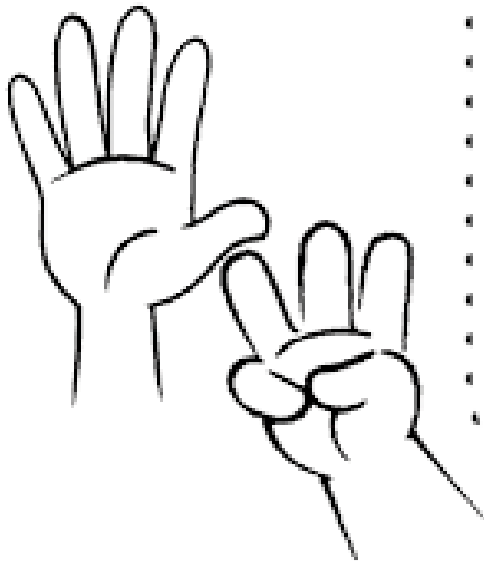
1- CUBRA, SEGUINDO A DIREÇÃO DAS SETAS:



2- AGORA, MOSTRE QUE APRENDEU:

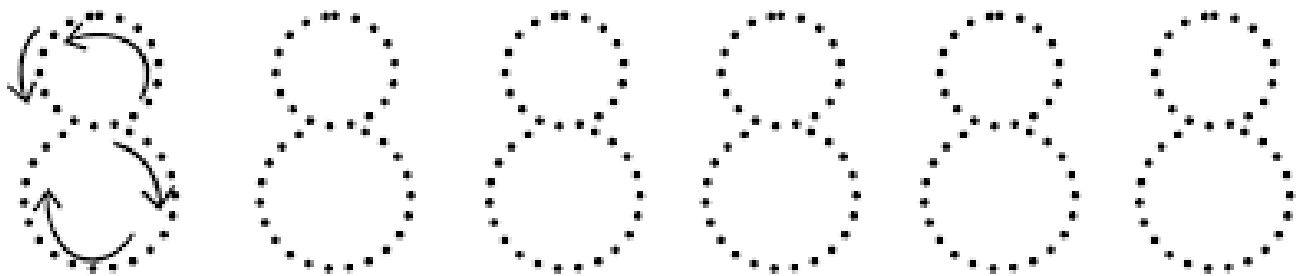


**OLÁ!  
SOU O  
NÚMERO**

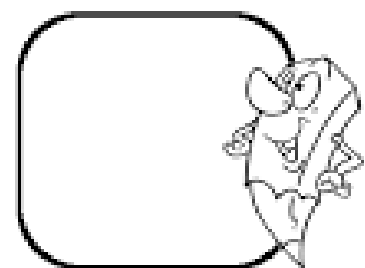
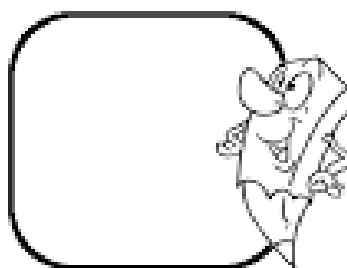
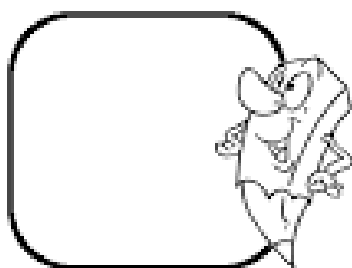


**OITO**  
*oito*

1- CUBRA, SEGUINDO A DIREÇÃO DAS SETAS:



2- AGORA, MOSTRE QUE APRENDEU:






**OLÁ!  
SOU O  
NÚMERO**

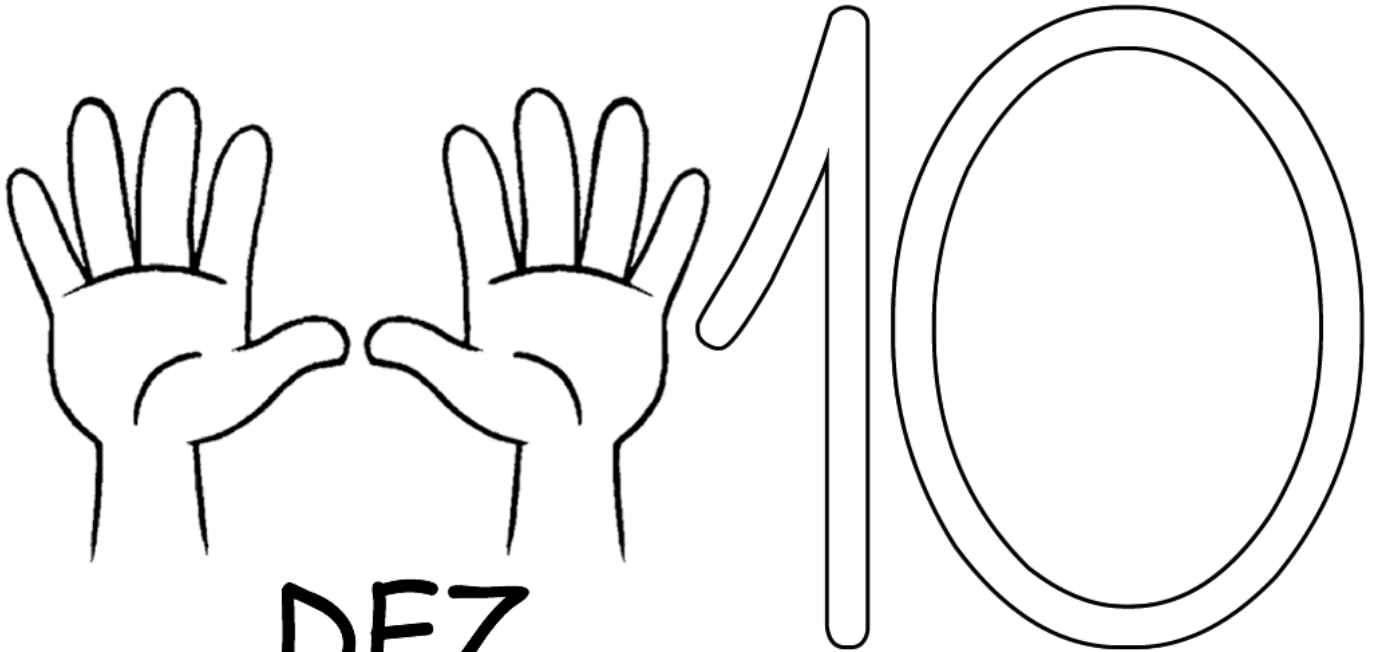


1- CUBRA, SEGUINDO A DIREÇÃO DAS SETAS:




2- AGORA, MOSTRE QUE APRENDEU:

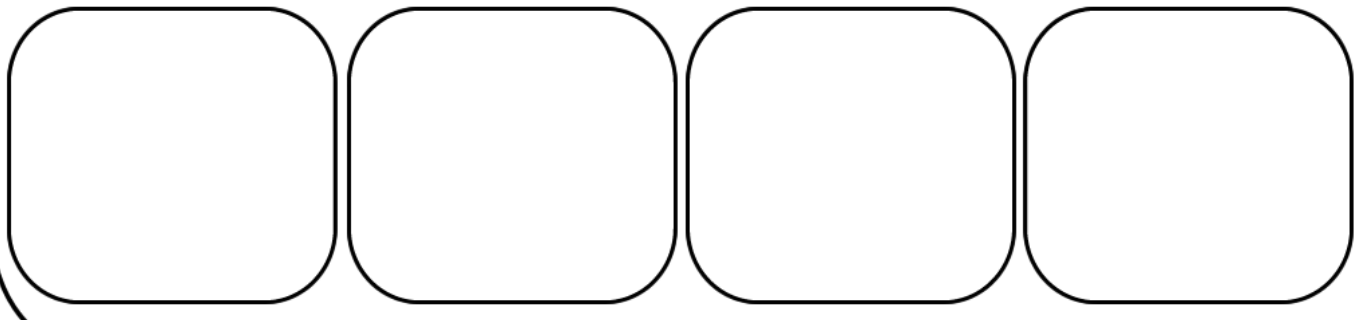




DEZ

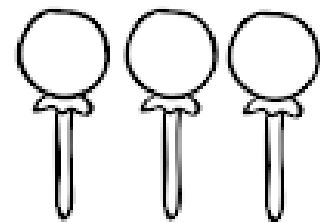








1- VAMOS TREINAR?




# CONTE E PINTE


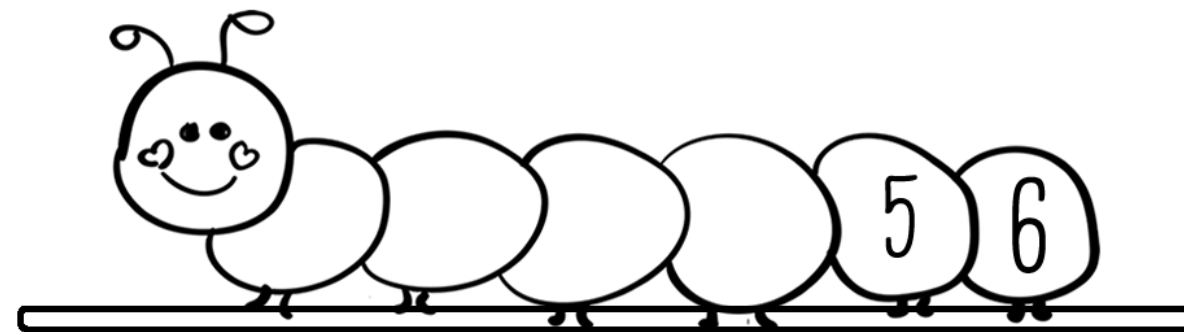

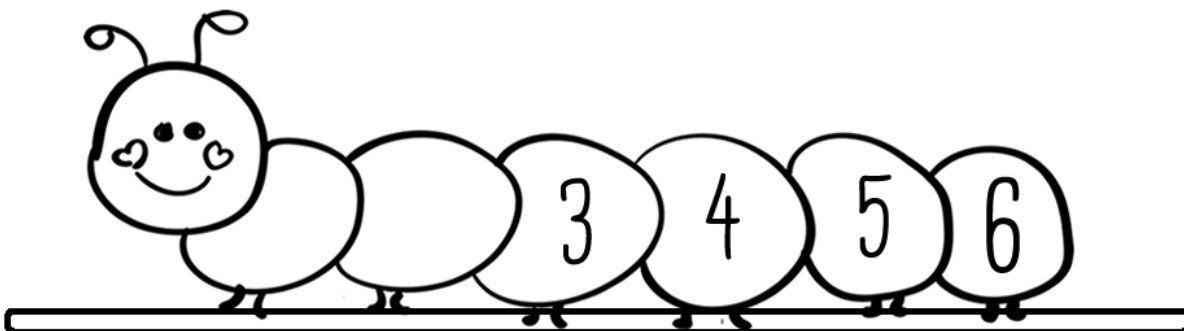

1- LEVE OS OBJETOS ATÉ OS BOLSOS COM O NUMERAL QUE INDICA A QUANTIDADE CORRESPONDENTE.



1- COMPLETE A MINHOQUINHA COM OS NÚMEROS FALTOSOS.



1 - 2 - 3 - 4 - 5 - 6



1. LIGUE OS NÚMEROS AOS NOMES E ESCREVA.

[www.atividadesparaeducacaoinfantil.com](http://www.atividadesparaeducacaoinfantil.com)



SEIS

NOVE




OTTO

DEZ




SETE

UM



TRES

CINCO



DOIS





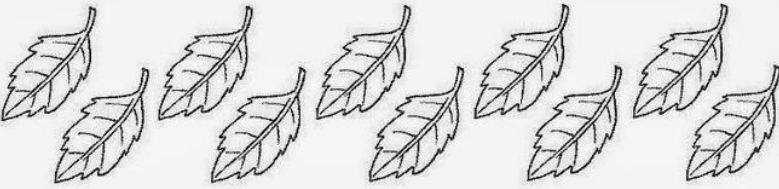

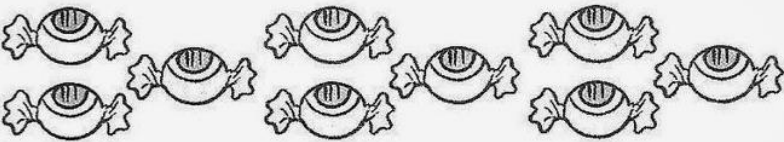
QUATRO



ATIVIDADE 23- LIGUE OS NÚMEROS CORRESPONDENTES:

24\11

The image contains five rows of illustrations and a vertical column of numbers on the right side. The illustrations are: 1) Five sailboats, 2) One elephant, 3) Eight balloons, 4) Two birds, 5) Ten leaves, 6) Six houses, and 7) Ten candies. The numbers on the right are 9, 2, 6, 1, 8, 5, and 10, arranged vertically from top to bottom.

	9
	2
	6
	1
	8
	5
	10




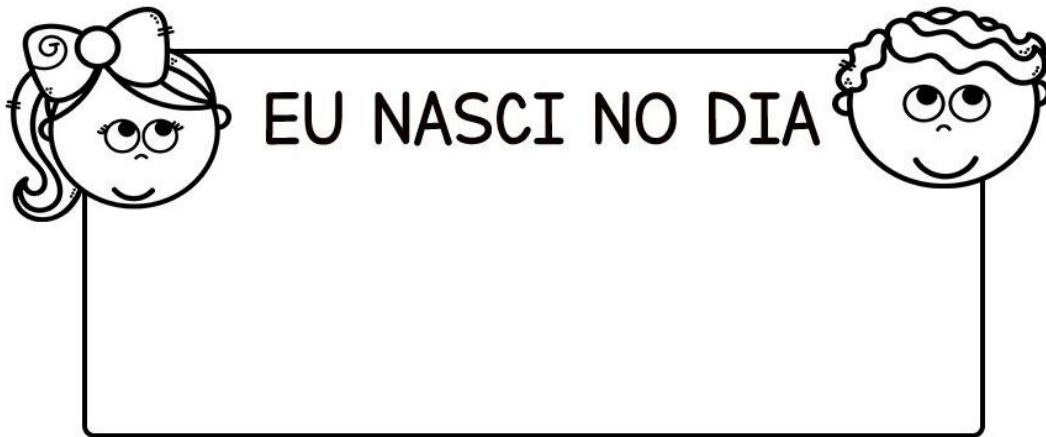
 - PINTE NO ALFABETO AS LETRAS DO SEU NOME.



A	B	C	D	E	F	G
H	I	J	K	L	M	N
O	P	Q	R	S	T	U
V	W	X	Y	Z		

 - ESCREVA SEU NOME ABAIXO.





ESSE É O DIA  
DO MEU ANIVERSÁRIO!

ATIVIDADE 26- VAMOS APRENDER SOBRE O DIA DA PROCLAMAÇÃO DA REPÚBLICA E PINTE BEM BONITO O DESENHO:

26\11



# NOVEMBRO - 2021



15/11 – PROCLAMAÇÃO DA REPÚBLICA

<b>D</b>	<b>S</b>	<b>T</b>	<b>Q</b>	<b>Q</b>	<b>S</b>	<b>S</b>
	1	2	3	4	5	6
7	8	9	10	11	12	13
14	15	16	17	18	19	20
21	22	23	24	25	26	27
28	29	30				

26\11

ATIVIDADE 27- VAMOS PINTAR NO CALÉNDARIO O DIA DA PROCLAMAÇÃO DA REPÚBLICA:

ATIVIDADE 28- PINTE TODOS OS DIAS QUE SÃO SEXTA-FEIRA

29\11

ATIVIDADE 29- ACHE NO CALENDÁRIO O DIA 10

ATIVIDADE 30- PINTE NO CALENDÁRIO O ÚLTIMO DIA DO MÊS