



PREFEITURA DA ESTÂNCIA TURÍSTICA DE
IBIÚNA
Por uma Ibiúna próspera. Investindo no presente, gerando o futuro.
SECRETARIA DE EDUCAÇÃO



Rua Raimundo Santiago, nº 27 - Centro
Telefone: (15) 3248-1292/e-mail: apoiopedagogicosmeibiuna@hotmail.com

E.M. “MARIA BENEDITA RODRIGUES”

ATIVIDADES SEMANAIS DE 19/04 A 10/05

BLOCO 4

FASE II A – PROFESSORA: NATALIA

Querida família reconheço e valorizo todo esforço e dedicação nas atividades remotas de seu filho! **Parabéns!**





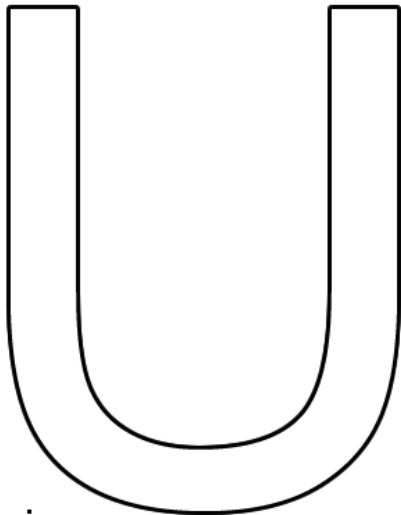
NOME: _____

QUALQUER DÚVIDA EM RELAÇÃO AS ATIVIDADES WHATSAPP 15 996006677

NOME: _____

U DE UNIVERSO...

1- FAÇA O CONTORNO COM TINTA A DEDO, CUBRA COM GIZ COLORIDO E COPIE NO QUADRO.




2- PINTE TODOS OS DESENHOS CUJO OS NOMES INICIAM COM A LETRA U.

URUBU





UNHA





NOME: _____

1- PINTE A LETRA U DE URUBU COM A COR PRETA A DEDO SEGUINDO O CONTORNO DA LETRA.



VAMOS TREINAR?



A Letra do dia é...

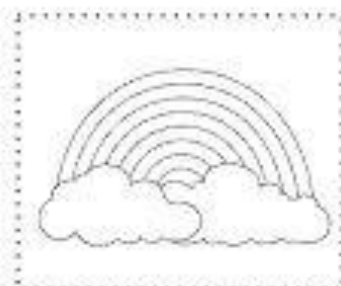


NOME _____



U



URSO



NOME: _____

RELAÇÃO NÚMERO X QUANTIDADE




NOME: _____

Cubra o pontilhado e escreva os numerais.




Pinte 10 pipocas abaixo:



NOME: _____


PINTE AS FIGURAS CONFORME A LEGENDA:

A E I O U



NOME: _____

PINTE O QUADRINHO COM A LETRA INICIAL DE CADA FIGURA.



A

A

A

A

A

E

E

E

E

E

I

I

I

I

I

O

O

O

O

O

U

U


U

U

U

daystimesensel.blogspot.com

VAMOS COLORIR?



NOME: _____

CIRCULE OS DESENHOS QUE COMEÇAM COM CADA VOGAL:

A




E



I



O




U





BMA


NOME: _____

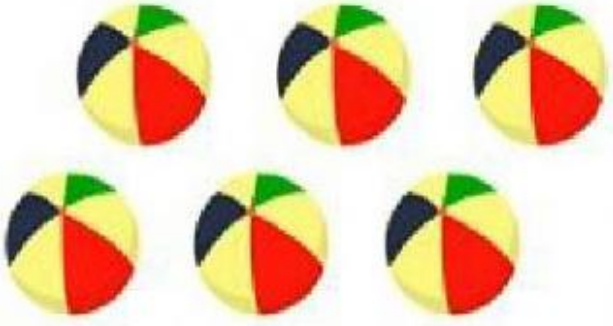
VAMOS RECORTAR CADA FICHA:


		
4	3	2

		
8	4	6

		
6	7	8

		
10	11	9


		
5	7	6

		
4	6	5

NOME: _____


CANTE A MÚSICA DOS 5 MACAQUINHOS COM SUA FAMÍLIA.

5 MACAQUINHOS



5 MACAQUINHOS PULANDO NA CAMA

1 CAIU COM A CABEÇA NO CHÃO
MAMÃE LIGOU PRO MÉDICO E ELE DISSE:
- NADA DE MACACOS PULANDO NO COLCHÃO!



4 MACAQUINHOS PULANDO NA CAMA

1 CAIU COM A CABEÇA NO CHÃO
MAMÃE LIGOU PRO MÉDICO E ELE DISSE:
- NADA DE MACACOS PULANDO NO COLCHÃO!




3 MACAQUINHOS PULANDO NA CAMA

1 CAIU COM A CABEÇA NO CHÃO
MAMÃE LIGOU PRO MÉDICO E ELE DISSE:
- NADA DE MACACOS PULANDO NO COLCHÃO!



2 MACAQUINHOS PULANDO NA CAMA

1 CAIU COM A CABEÇA NO CHÃO
MAMÃE LIGOU PRO MÉDICO E ELE DISSE:
- NADA DE MACACOS PULANDO NO COLCHÃO!





1 MACAQUINHO PULANDO NA CAMA


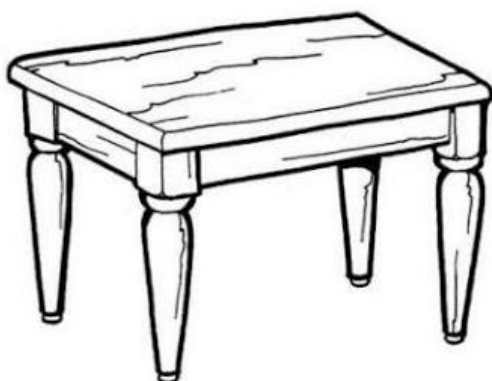
ELE CAIU COM A CABEÇA NO CHÃO
MAMÃE LIGOU PRO MÉDICO E ELE DISSE:
- NADA DE MACACOS PULANDO NO COLCHÃO!





A MÚSICA É SOBRE QUAL ANIMAL? CIRCULE-O.



ONDE ESSE ANIMAL ESTAVA PULANDO?



PINTE O CONJUNTO QUE TEM A QUANTIDADE DE MACAQUINHOS QUE ESTAVAM PULANDO NA CAMA.




NOME: _____

COMPLETE A PALAVRA COM AS LETRAS "A" E "O". PRESTE ATENÇÃO NO SOM!




M		C		C	
----------	--	----------	--	----------	--


QUANTAS LETRAS VOCÊ ESCREVEU?




ESSA PALAVRA TEM QUANTAS LETRAS NO TOTAL?



QUANTAS VEZES A LETRA A APARECEU NESSA PALAVRA?



PINTE OS DESENHOS QUE COMEÇAM COM A LETRA A.








NOME: _____

ESCREVA A LETRA INICIAL.

A

O




NOME: _____

TEM UM MACACO PENDURADO NO GALHO. CUBRA O NÚMERO 1.



ESCREVA O NÚMERO 1 DENTRO DOS RETÂNGULOS.




1



PINTE O CÍRCULO QUE TEM O NÚMERO 1.



PINTE 1 MACAQUINHO.




NOME: _____

O MACACO COMEU DUAS BANANAS. CUBRA O NÚMERO 2.



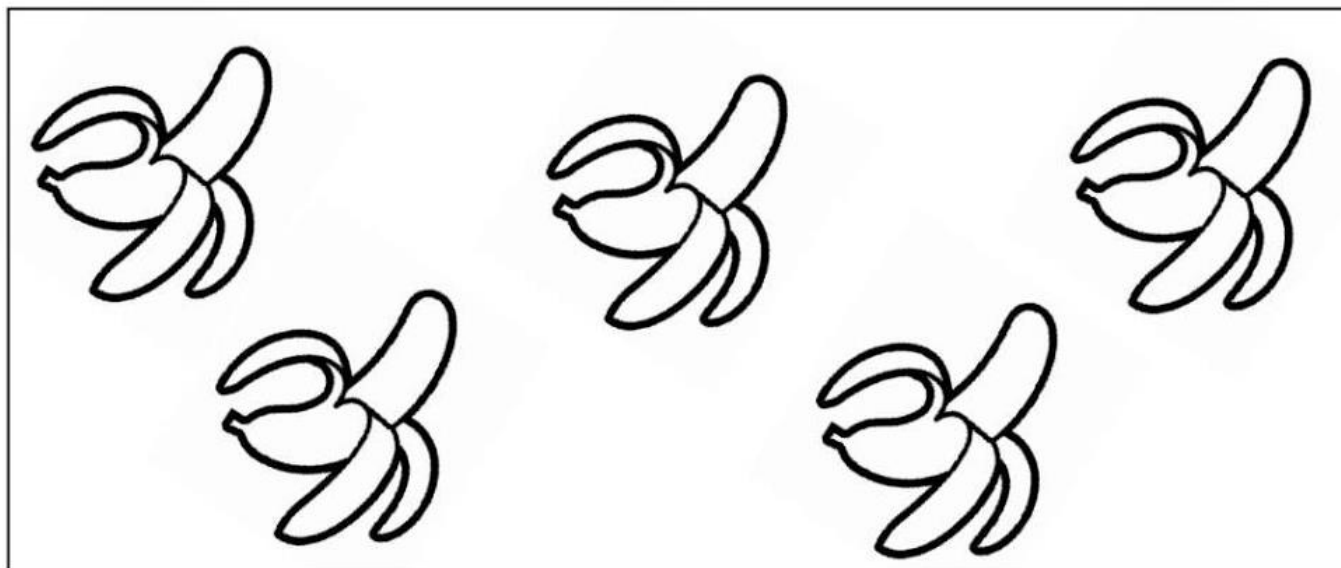
ESCREVA O NÚMERO 1 DENTRO DOS RETÂNGULOS.



PINTE O CÍRCULO QUE TEM O NÚMERO 2.



PINTE 2 BANANAS.




NOME: _____

VEJA, HÁ TRÊS CADEIRAS. CUBRA O NÚMERO 3.




ESCREVA O NÚMERO 1 DENTRO DOS RETÂNGULOS.



PINTE O CÍRCULO QUE TEM O NÚMERO 3.

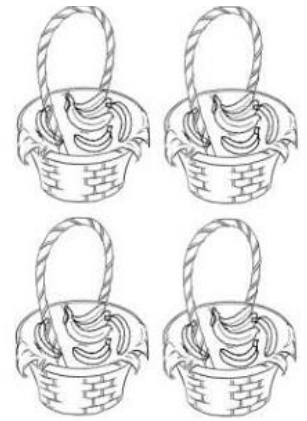
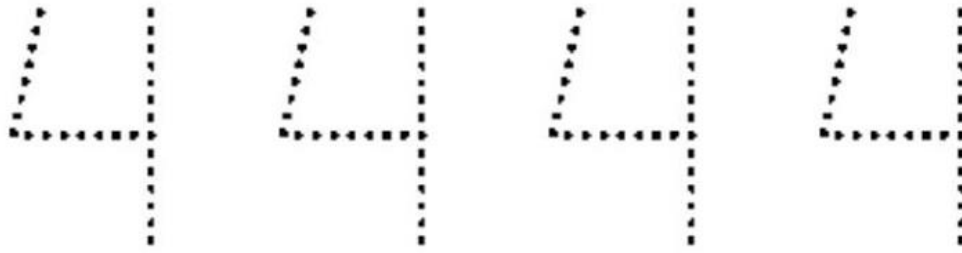


PINTE 3 CADEIRAS.

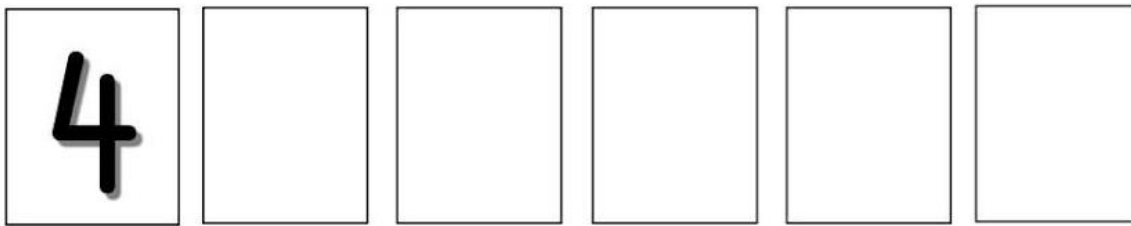


NOME: _____

VEJA, HÁ QUATRO CESTAS COM BANANAS. CUBRA O NÚMERO 4.




ESCREVA O NÚMERO 1 DENTRO DOS RETÂNGULOS.



PINTE O CÍRCULO QUE TEM O NÚMERO 4.


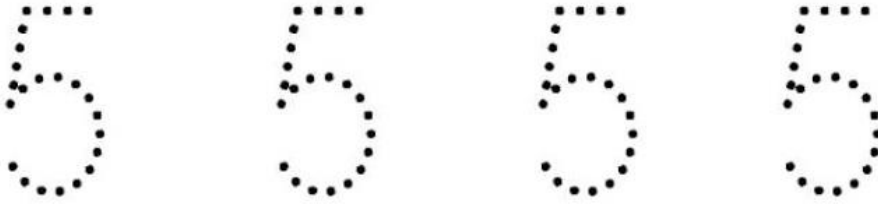


PINTE 4 CESTAS.

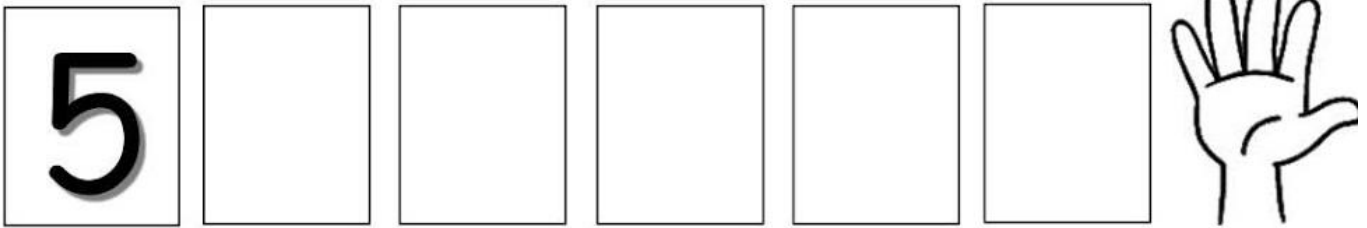


NOME: _____

CINCO MACAQUINHOS ESTÃO PULANDO NA CAMA. CUBRA O NÚMERO 5.




ESCREVA O NÚMERO 1 DENTRO DOS RETÂNGULOS.



PINTE O CÍRCULO QUE TEM O NÚMERO 5.



PINTE 5 MACAQUINHOS.



NOME: _____

CONTE E ESCREVA A QUANTIDADE DE MACACOS DE CADA CONJUNTO.

0



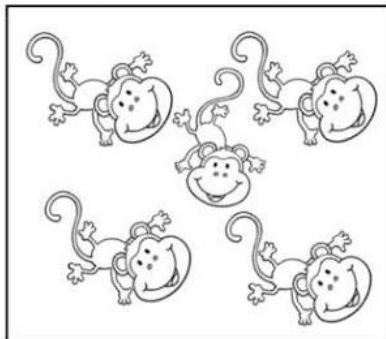


1

2

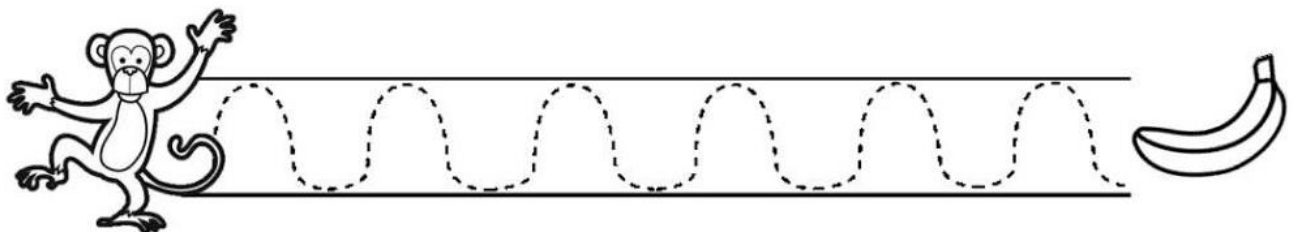
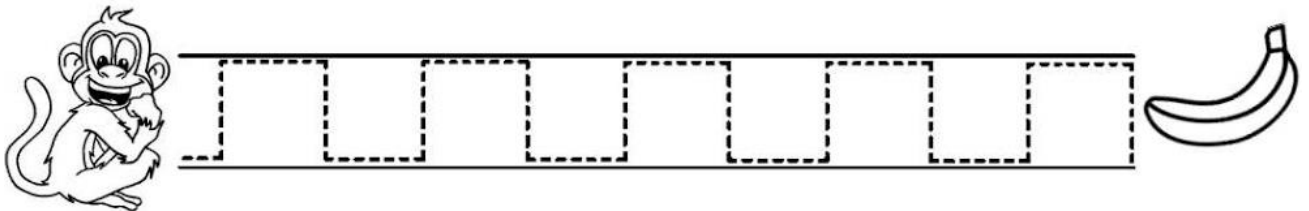
3

4

5



AJUDE O MACACO A CHEGAR ATÉ A BANANA COMPLETANDO O CAMINHO.



ATIVIDADES DA MÚSICA 5 MACAQUINHOS, FONTE:

<https://educacaoetransformacaooficial.blogspot.com/2020/08/apostila-maternal-ii.html>