



Prefeitura da Estância Turística de
IBIÚNA
TRANSFORMAÇÃO RESPONSÁVEL. CUIDANDO DE PESSOAS.



E.M. “Prof.^a Márcia Belmiro do Lago”

Educação Infantil e Ensino Fundamental

Estrada Municipal do Verava, Km05 - S/N. Ibiúna/SP

Professora: Márcia De Oliveira Martins

Ano/Turma: 2021/ 1º Ano A

Nome do Aluno: _____

14º Apostila

Período:08/11/2021 a 19/11/2021

Devolução: 22/11/21

BORBOLETINHA



**BORBOLETINHA,
ESTÁ NA COZINHA
FAZENDO CHOCOLATE
PARA MADRINHA.**

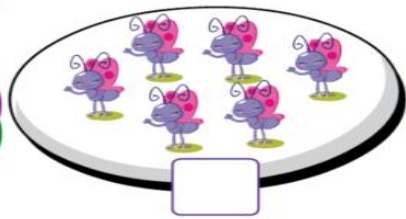


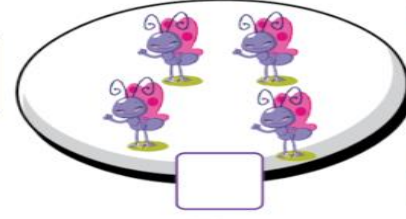
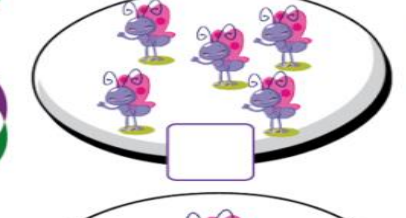


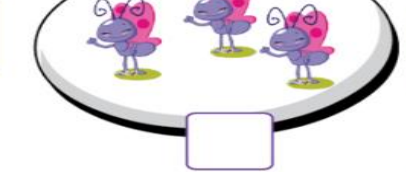
**POTI POTI, PERNA DE PAU,
OLHO DE VIDRO E
NARIZ DE PICA-PAU**

COPIE O TEXTO








= OU ≠

CONTE REGISTRE E INDIQUE SE É IGUAL (=) OU DIFERENTE (≠)

	<input type="checkbox"/>		<input type="checkbox"/>
	<input type="checkbox"/>		<input type="checkbox"/>
	<input type="checkbox"/>		<input type="checkbox"/>
	<input type="checkbox"/>		<input type="checkbox"/>

LIGUE

2
4
9
6
8

BORBOLETINHA

PINTE A PALAVRA QUE REPRESENTA A IMAGEM.



COPO

COZINHA

PANELA



POTI

PAU

MADRINHA



VACA

BORBOLETINHA

JOANINHA





CHOCOLATE

MORANGO

COCO

LIGUE

LIGUE O NUMERAL À SUA QUANTIDADE CORRESPONDENTE:



1
5
7
3

LIGUE

LIGUE A MADRINHA À BORBOLETINHA SEGUINDO A SEQUÊNCIA NUMÉRICA:



1

2

3

4

5

7

6

8

9



LIGUE

LIGUE O NOME À FIGURA CORRETA.


BORBOLETINHA



COZINHA



MADRINHA



CHOCOLATE



DATA 12/11/2021


CAPRICHE NA PINTURA DA BORBOLETA!

NOME:

DIA: MÊS: ANO:

QUANTOS TEM?

 <input type="text"/>	 <input type="text"/>	 <input type="text"/>
 <input type="text"/>	 <input type="text"/>	 <input type="text"/>
 <input type="text"/>	 <input type="text"/>	 <input type="text"/>



COMPLEMENTARES

A COZINHA

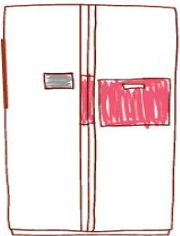
- PINTE O NOME CERTO DE CADA ELEMENTO QUE COMPÕE A COZINHA:



MEIA

TEIA

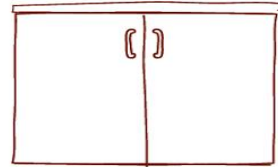
MESA



GELADEIRA

GIRAFA

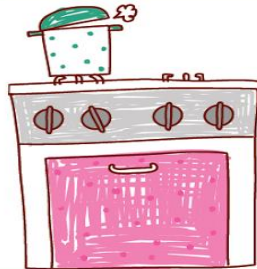
BALEIA



ARMÁRIO

CADEIRA

CAMA



FÓSFORO

FOGÃO

BALÃO

COMPLEMENTARES

A COZINHA


-LIGUE:



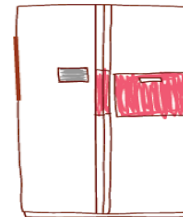
GELADEIRA



MESA



ARMÁRIO




FOGÃO


VAMOS SOMAR AS PINTAS DAS BORBOLETAS.




$1 + 1 = \square$




$2 + 2 = \square$



$3 + 3 = \square$



$4 + 4 = \square$



$5 + 5 = \square$













ESCOLA: _____

TURMA: _____ DATA: ____ / ____ / ____

ALUNO: _____

CORES

1- PINTE CADA BORBOLETA COM A COR INDICADA ABAIXO.


 AZUL		 AMARELO	
 ROSA		 VERMELHO	
 VERDE		 LARANJA	

ESCOLA: _____

TURMA: _____ DATA: ____ / ____ / ____

ALUNO: _____

1- FAÇA O CONTORNO DA LETRA COM TINTA A DEDO.

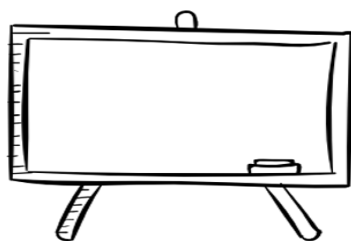

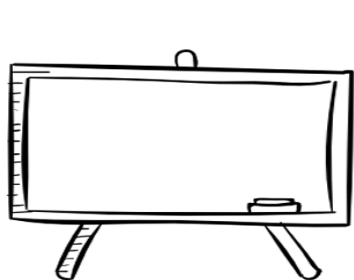


ELA ESTÁ NA BORBOLETA
NA BARRIGA DO BIDU
TEM NA BOLA E NA BONECA
E NA BOMBA DO BUGU.



BORBOLETA

2- MOSTRE QUE VOCÊ APRENDEU:



NOME: _____

DATA: ____ / ____ / ____

DANIEDUCAR

MATEMÁTICA

RESOLVA AS SUBTRAÇÕES ABAIXO:

$$\begin{array}{r} 8 \\ -2 \\ \hline \end{array}$$

$$\begin{array}{r} 7 \\ -6 \\ \hline \end{array}$$

$$\begin{array}{r} 2 \\ -1 \\ \hline \end{array}$$

$$\begin{array}{r} 1 \\ -1 \\ \hline \end{array}$$

$$\begin{array}{r} 4 \\ -3 \\ \hline \end{array}$$

$$\begin{array}{r} 9 \\ -4 \\ \hline \end{array}$$

$$\begin{array}{r} 5 \\ -3 \\ \hline \end{array}$$

$$\begin{array}{r} 6 \\ -5 \\ \hline \end{array}$$

$$\begin{array}{r} 3 \\ -2 \\ \hline \end{array}$$

$$\begin{array}{r} 4 \\ -2 \\ \hline \end{array}$$


$$\begin{array}{r} 8 \\ -6 \\ \hline \end{array}$$

$$\begin{array}{r} 9 \\ -5 \\ \hline \end{array}$$

$$\begin{array}{r} 5 \\ -4 \\ \hline \end{array}$$

$$\begin{array}{r} 4 \\ -1 \\ \hline \end{array}$$

$$\begin{array}{r} 7 \\ -7 \\ \hline \end{array}$$





ESCOLA: _____

PROFESSOR(A): _____

TURNA: _____

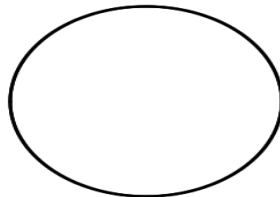
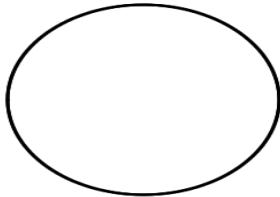
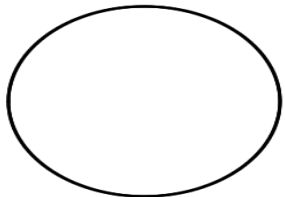
ALUNO(A): _____

1- PINTA A LETRA B DE BORBOLETA COM TINTA AZUL A DEDO SEGUINDO O CONTORNO DA LETRA.



BORBOLETA

VAMOS TREINAR?



NOME: _____

DATA: ____ / ____ / ____

DANIEDUCAR

MATEMÁTICA

RESOLVA AS ADIÇÕES ABAIXO:

$$\begin{array}{r} 3 \\ +5 \\ \hline \end{array}$$

$$\begin{array}{r} 6 \\ +1 \\ \hline \end{array}$$

$$\begin{array}{r} 2 \\ +2 \\ \hline \end{array}$$

$$\begin{array}{r} 8 \\ +1 \\ \hline \end{array}$$

$$\begin{array}{r} 4 \\ +2 \\ \hline \end{array}$$

$$\begin{array}{r} 1 \\ +3 \\ \hline \end{array}$$


$$\begin{array}{r} 7 \\ +3 \\ \hline \end{array}$$

$$\begin{array}{r} 4 \\ +4 \\ \hline \end{array}$$

$$\begin{array}{r} 1 \\ +9 \\ \hline \end{array}$$

$$\begin{array}{r} 2 \\ +5 \\ \hline \end{array}$$

$$\begin{array}{r} 5 \\ +4 \\ \hline \end{array}$$



- *Referência bibliográfica*
-
- <https://lereaprender.com.br/atividades-de-tracejado-para-maternal/atividade-de-tracejado-para-o-maternal-leve-a-borboleta/>
- <http://notebookdaprof.blogspot.com/2013/03/borboletinha-complementares.html?m=1>
-
- <https://www.tudodesenhos.com/romero-britto/page/2>
- <https://www.aartedeensinareaprender.com/2019/05/atividade-pronta-cores-borboletas.html>
-
- <https://www.creativecenter.brother/pt-pt/home/home-category/learning-activities/worksheets/addition-worksheet-butterfly>
- <https://atividadesparaprofessores.com.br/atividades-de-alfabetizacao-com-a-musica-borboletinha/>
-
- <https://www.aartedeensinareaprender.com/2017/06/atividade-pronta-alfabeto-letra-b.html>
- <https://danieducar.com.br/matematica-1-ano-adicao/>
- <https://danieducar.com.br/wp-content/uploads/2020/07/Atividades-matem%C3%A1tica-subtra%C3%A7%C3%A3o-1-ano-709x1024.jpg>