



PREFEITURA DA ESTÂNCIA TURÍSTICA DE
IBIÚNA
Por uma Ibiúna próspera. Investindo no presente, gerando o futuro.
SECRETARIA DE EDUCAÇÃO
Rua Raimundo Santiago, nº 27 - Centro



Telefone: (15) 3248-1292/e-mail: apoiopedagogicosmeibiuna@hotmail.com

E.M. “MARIA BENEDITA RODRIGUES”

ATIVIDADES SEMANAIS DE 08/11 A 30/11

BLOCO 14

FASE II A – PROFESSORA: NATALIA



NOME:


QUALQUER DÚVIDA EM RELAÇÃO AS ATIVIDADES WHATSAPP 15 99741-8631

PINTE APENAS O QUE SE INICIA POR VOGAIS:

A - E - I - O - U




URSO




AVIÃO




COELHO



SOL




ELEFANTE




TV




OLHO



VESTIDO




IGREJA



REGADOR



VASO




OVO

NOME: _____

09/11/2021

ESCREVA A INICIAL DE CADA DESENHO:




A - E - I - O - U

NOME: _____ 10/11/2021

CAÇA-VOGAIS?

ENCONTRE E CIRCULE AS VOGAIS



NOME: _____


11/11 2021

LETRA INICIAL

- PINTE AS FIGURAS INICIADAS PELA VOGAL "E" E ESCREVA NAS LINHAS ABAIXO:



E




NOME: _____


12/11/2021

LETRA INICIAL

- PINTE AS FIGURAS INICIADAS PELA VOGAL "A" E ESCREVA NAS LINHAS ABAIXO:




A



LETRA INICIAL

- PINTE AS FIGURAS INICIADAS PELA VOGAL "I" E ESCREVA NAS LINHAS ABAIXO:



A vertical rectangular box for writing the initial letter.




A large rounded rectangular box for writing the names of the objects.

NOME: _____

17/11/2021

LETRA INICIAL

- PINTE AS FIGURAS INICIADAS PELA VOGAL "O" E ESCREVA NAS LINHAS ABAIXO:


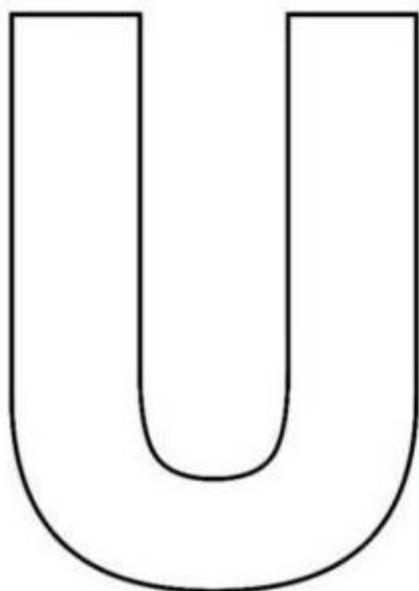



NOME: _____

18/11/2021

LETRA INICIAL

- PINTE AS FIGURAS INICIADAS PELA VOGAL "U" E ESCREVA NAS LINHAS ABAIXO:



NOME: _____ 19/11/2021

ATIVIDADES

- OBSERVE O SEU NOME:

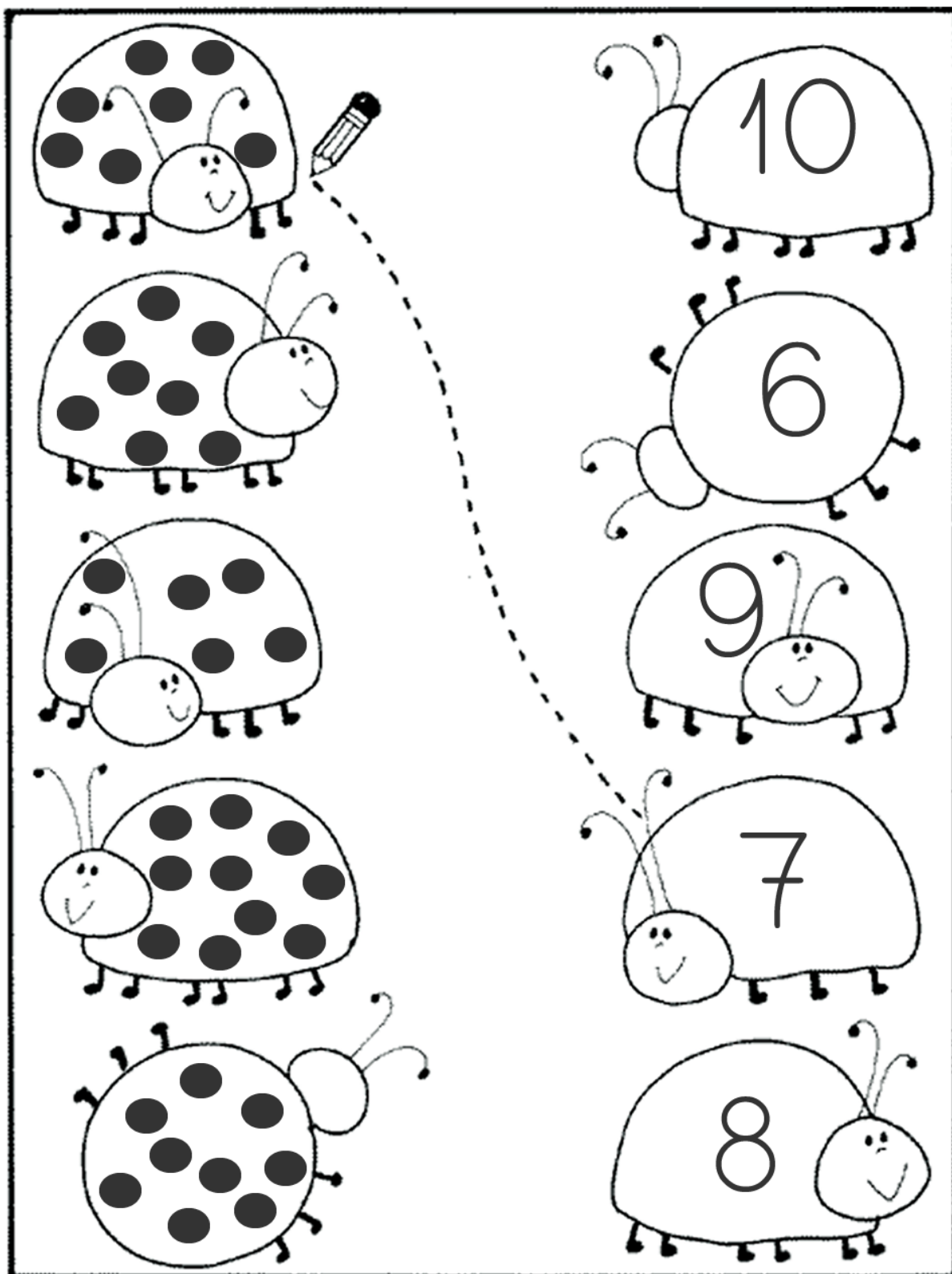
- PINTE NO ALFABETO ABAIXO SÓ AS LETRAS QUE TEM NO SEU NOME:

A	B	C	D	E
F	G	H	I	J
K	L	M	N	O
P	Q	R	S	T
U	V	W	X	Y
Z				

NOME: _____

22/11/2021

1- CONTE AS PINTINHAS DAS JOANINHAS E LIGUE-AS AO NUMERAL CORRESPONDENTE.








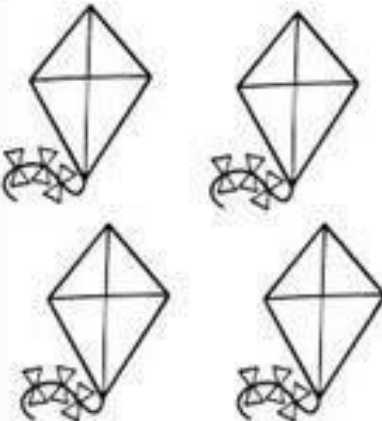
FONTE: [https://4.bp.blogspot.com/-](https://4.bp.blogspot.com/-1W_r9D8sdyU/WrKRFulpXgl/AAAAAAAAiRM/JvcKJMX_XESQVIB5p_uLhbZuhpIXjEwQCLcBGAs/s1600/QUANTIDADE%2BLIGARR.png)

[1W_r9D8sdyU/WrKRFulpXgl/AAAAAAAAiRM/JvcKJMX_XESQVIB5p_uLhbZuhpIXjEwQCLcBGAs/s1600/QUANTIDADE%2BLIGARR.png](https://4.bp.blogspot.com/-1W_r9D8sdyU/WrKRFulpXgl/AAAAAAAAiRM/JvcKJMX_XESQVIB5p_uLhbZuhpIXjEwQCLcBGAs/s1600/QUANTIDADE%2BLIGARR.png)

NOME: _____

23/11/2021

PINTE O NÚMERO QUE REPRESENTA A QUANTIDADE:

	<input type="radio"/> 1
	<input type="radio"/> 2
	<input type="radio"/> 3
	<input type="radio"/> 1
	<input type="radio"/> 2
	<input type="radio"/> 3
	<input type="radio"/> 1
	<input type="radio"/> 2
	<input type="radio"/> 3
	<input type="radio"/> 1
	<input type="radio"/> 2
	<input type="radio"/> 3
	<input type="radio"/> 2
	<input type="radio"/> 3
	<input type="radio"/> 5
	<input type="radio"/>
	<input type="radio"/> 3
	<input type="radio"/> 4

FONTE: PINTEREST

NOME: _____

24/11/2021

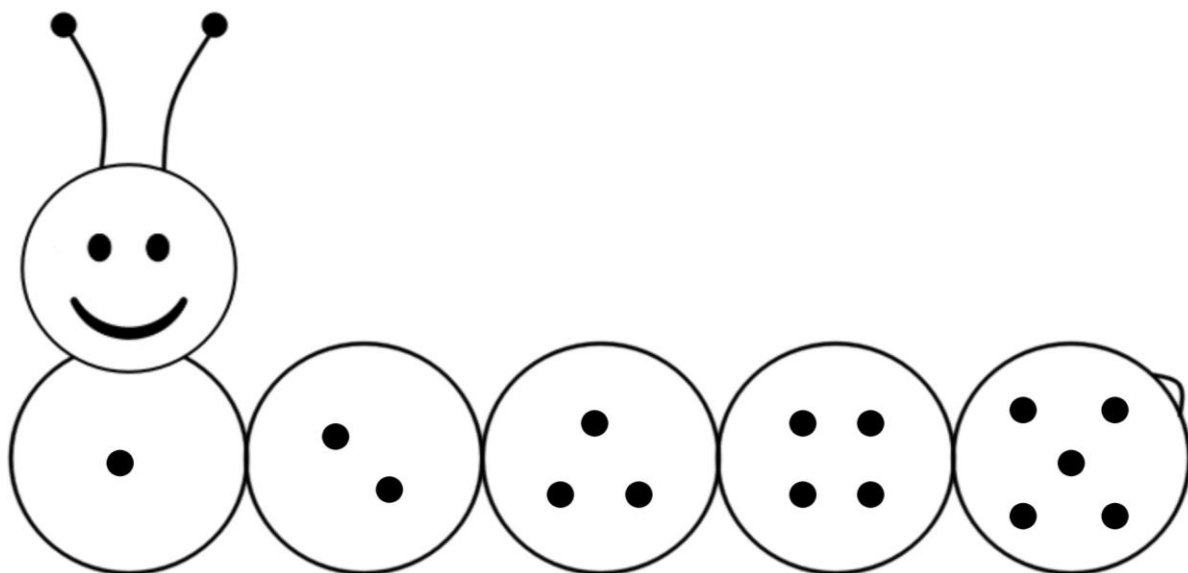
CONTORNE OS NÚMEROS E PINTE A QUANTIDADE DE QUADRADINHOS
CORRESPONDENTE:

The image displays a 3x3 grid of tracing worksheets for numbers 0 through 8. Each worksheet features a large number with a dashed line for tracing, a starting dot with an arrow, and a 2x5 grid of boxes for coloring. The numbers are: 0, 1, 2, 3, 4, 5, 6, 7, 8. The worksheets are decorated with various colorful patterns and small illustrations like flowers, butterflies, and a bird.

FONTE: PINTEREST

VAMOS COMPLETAR A CENTOPEIA?

RECORTE OS NÚMEROS NA SEGUNDA PARTE DA FOLHA, CONTE CADA PARTE DA CENTOPEIA E COLE O NÚMERO QUE CORRESPONDE À QUANTIDADE OBTIDA. TERMINANDO, CAPRICHE NO CENÁRIO PARA A CENTOPEIA!



www.oespacoeducar.com.br

1

2

3

4

5



www.oespacoeducar.com.br

VAMOS COPIAR?

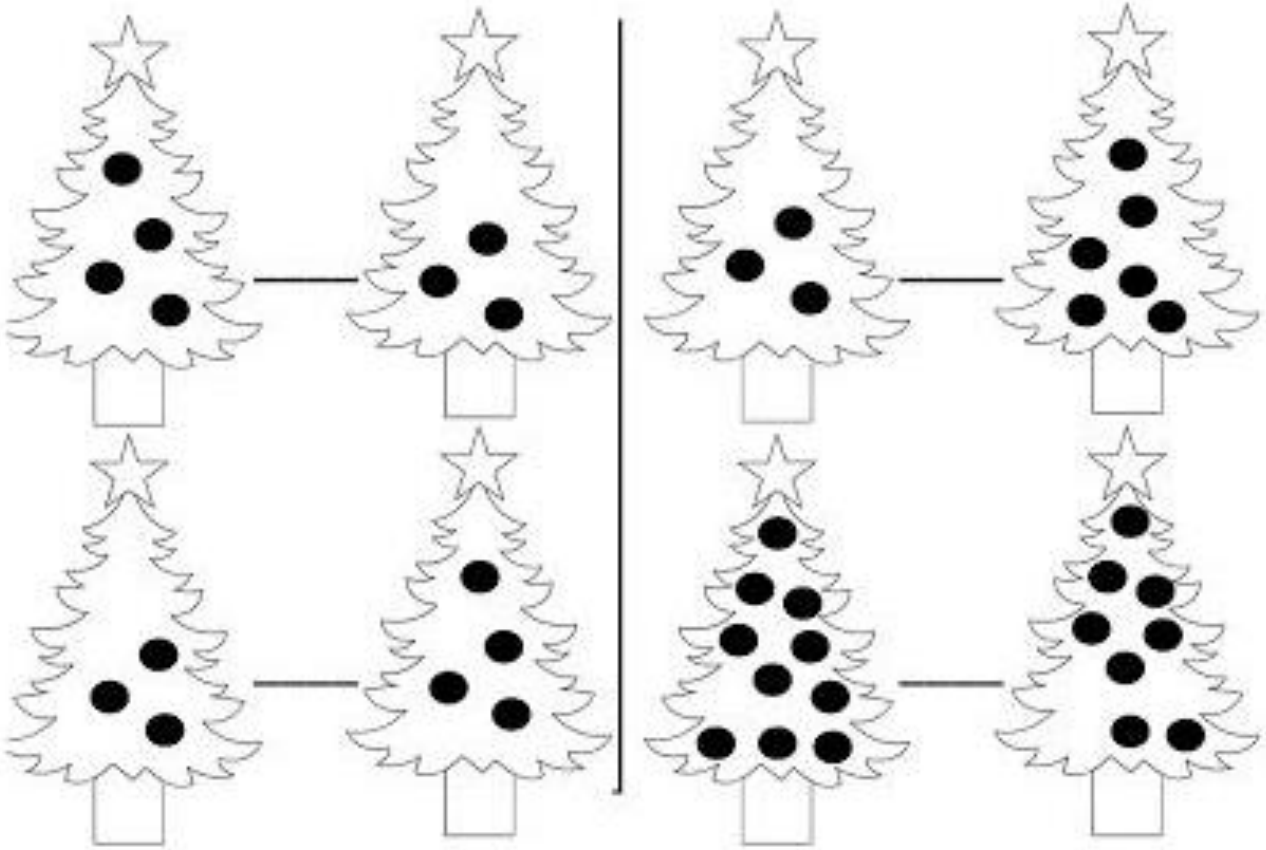









1- CONTE, ESCREVA O NUMERAL ABAIXO DA ÁRVORE




NOME: _____

30/11/2021


◆ RECORTE E COLE CORRETAMENTE:



TRÊS



UM



DOIS

