

# E.M. ALICE VIEIRA DE CAMARGO

## EDUCAÇÃO INFANTIL

14ª APOSTILA DE ATIVIDADES DE 08/11 À 12/11/2021

FASE I - A

PROFª ELAINE

ALUNO:



ATIVIDADE DO DIA 08 DE NOVEMBRO DE 2021 – FASE I

NOME: \_\_\_\_\_

# VAMOS ESCREVER?

COMPLETE OS TRAÇADOS PARA PREENCHER O ALFABETO.

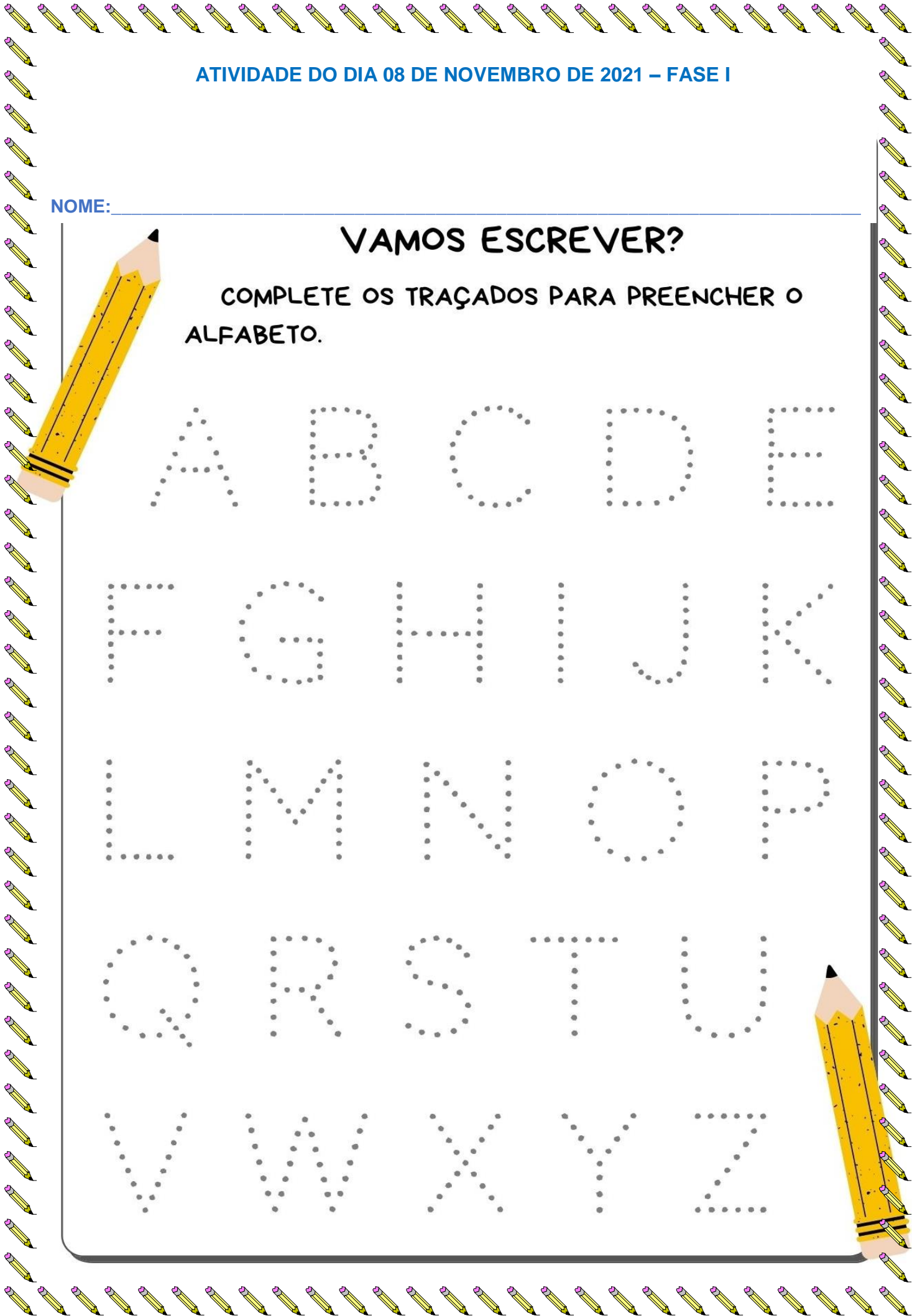
A B C D E

F G H I J K

L M N O P

Q R S T U


V W X Y Z



ATIVIDADE DO DIA 08 DE NOVEMBRO DE 2021 – FASE I

NOME: \_\_\_\_\_

ENCONTRE AS VOGAIS IGUAIS E PINTE DE ACORDO COM A LEGENDA DE CORES:



ATIVIDADE DO DIA 09 DE NOVEMBRO DE 2021 – FASE I

NOME: \_\_\_\_\_

**VAMOS CANTAR ?**

1 CANTE A MUSIQUINHA COM A SUA PROFESSORA.

2 DEPOIS ESCREVA SEU NOME DENTRO DO RETÂNGULO EM BRANCO E DESENHE VOCÊ NO FUNDO DO MAR.


**SE EU FOSSE UM PEIXINHO**

SE EU FOSSE UM PEIXINHO  
E SOUBESSE NADAR, EU

TIRAVA

DO FUNDO DO MAR

DESENHE VOCÊ NO  
FUNDO DO MAR



NOME: \_\_\_\_\_

# CORRELACIONE A COR AO NUMERAL

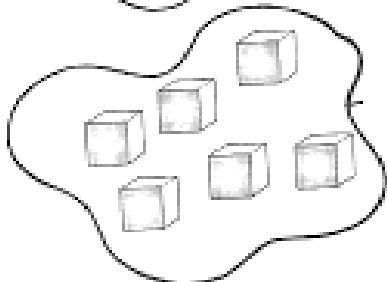
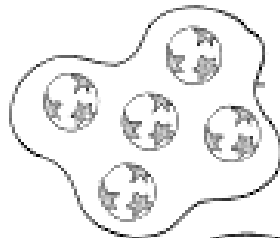
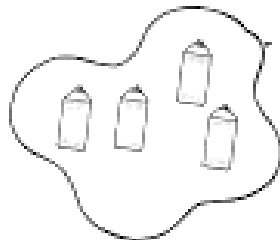
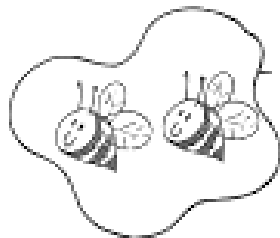

1 2 3 4 5



ATIVIDADE DO DIA 10 DE NOVEMBRO DE 2021 – FASE I

NOME: \_\_\_\_\_

😊 O QUE VOCÊ VÊ NOS CONJUNTOS ABAIXO?  
😊 LIGUE CADA NUMERAL AO CONJUNTO CORRESPONDENTE.



2

6

5

3

4

1

ATIVIDADE DO DIA 10 DE NOVEMBRO DE 2021 – FASE I

NOME: \_\_\_\_\_



6 SEIS



PINTE 6 QUADRADINHOS.



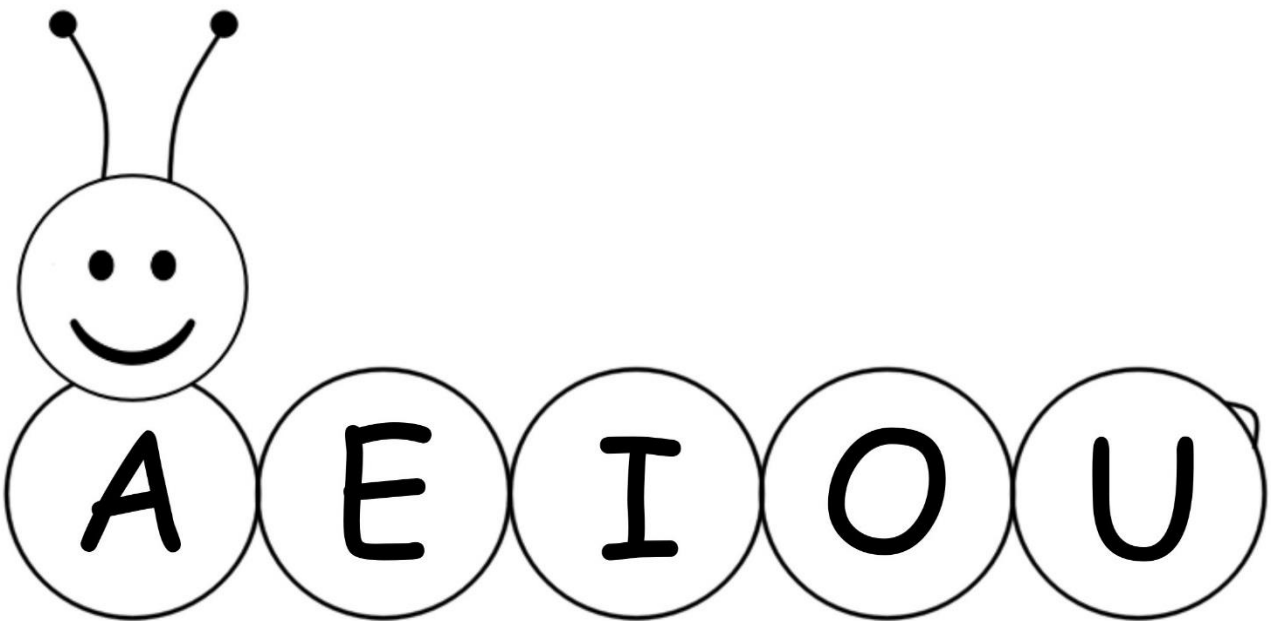

CIRCULE O NÚMERO 6.

1 6 5 4 7 9  
5 2 8 6 3 0  
3 7 4 9 8 2 1


NOME: \_\_\_\_\_

### VAMOS COMPLETAR A CENTOPEIA?

RECORTE AS VOGAIS NA SEGUNDA PARTE DA FOLHA E COLE O DESENHO CORRESPONDENTE À VOGAL DE CADA PARTE DA CENTOPEIA. E CAPRICHE NO CENÁRIO!



[www.oespacoeducar.com.br](http://www.oespacoeducar.com.br)


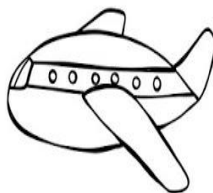



[www.oespacoeducar.com.br](http://www.oespacoeducar.com.br)



NOME: \_\_\_\_\_

PINTE AS FIGURAS QUE COMEÇAM COM A VOGAL A E DEPOIS CUBRA O PONTILHADO.



CUBRA A LETRINHA E COPIE NO QUADRADINHO:

A - A - A - A - A - A - A - A

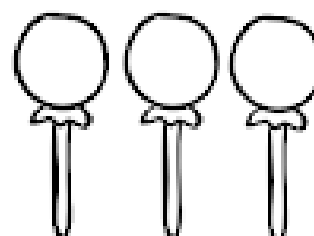







□ - □ - □ - □ - □ - □ - □ - □

NOME: \_\_\_\_\_

# CONTE E PINTE



1- LEVE OS OBJETOS ATÉ OS BOLSOS COM O NUMERAL QUE INDICA A QUANTIDADE CORRESPONDENTE.



NOME: \_\_\_\_\_

VAMOS LIGAR COM ATENÇÃO?



A

E

I

O

U





## REFERÊNCIAS BIBLIOGRÁFICAS:

<https://www.google.com/url?sa=i&url=https%3A%2F%2Fwww.pinterest.com%2Fpin%2F829929037559569353%2F&psig>

<https://www.google.com/url?sa=i&url=https%3A%2F%2Fbr.pinterest.com%2Fpin%2F267049452890371770%2F&ps>

<https://www.google.com/url?sa=i&url=https%3A%2F%2Fwww.espacoprofessor.com%2Fatividades-de-alfabetizacao-apostila-de-atividades-voais%2F&psig=AOvVaw0ryhw>

[https://www.google.com/url?sa=i&url=https%3A%2F%2Fwww.ideiacriativa.org%2F2011%2F07%2Fatividade-voais-e-consoantes-ideia.html&psig=AOvVaw0ryhw\\_PtAtDod1dWdyXehs&ust=1637410147158000&source](https://www.google.com/url?sa=i&url=https%3A%2F%2Fwww.ideiacriativa.org%2F2011%2F07%2Fatividade-voais-e-consoantes-ideia.html&psig=AOvVaw0ryhw_PtAtDod1dWdyXehs&ust=1637410147158000&source)