

**E. M. RAIMUNDO VIEIRA BASTOS**

**APOSTILA - 14**

**PERÍODO: 08/11 A 12/11/21**



**EDUCAÇÃO INFANTIL**

**FASE - I**

**PROFª SANDRA**

**NOME:** \_\_\_\_\_

# E. M. RAIMUNDO VIEIRA BASTOS

## FASE - I - A

COMUNICADO Nº 14 – 08/11/2021

Senhores Pais e Responsáveis,

Parabéns e gratidão pela parceria, dedicação e comprometimento!!!

### ORIENTAÇÕES AOS PAIS E ALUNOS:

- ✓ Manter a rotina de estudos, procurando um ambiente tranquilo para realizar as atividades;
- ✓ Realizar as atividades com dedicação, concentração e capricho;
- ✓ Contar com o apoio da professora, sempre que necessário;
- ✓ Devolver a apostila no dia **16 de novembro/2021**.



NOME: \_\_\_\_\_

DATA: 08/11/2021.


**ATIVIDADE - 1**

**VAMOS CANTAR?**

A DONA ARANHA  
SUBIU PELA PAREDE  
VEIO A CHUVA FORTE  
E A DERRUBOU

JÁ PASSOU A CHUVA  
O SOL JÁ VEM SURGINDO  
E A DONA ARANHA  
NA PAREDE VAI SUBINDO

ELA É TEIMOSA  
E DESOBEDIENTE  
SOBE, SOBE, SOBE  
E NUNCA ESTA CONTENTE.



RECORTE AS LETRINHAS E FORME A PALAVRA ARANHA NO QUADRO ABAIXO

--	--	--	--	--	--

AGORA COPIE BEM BONITO A PALAVRA QUE FORMOU.






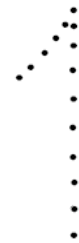
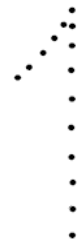
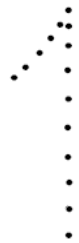



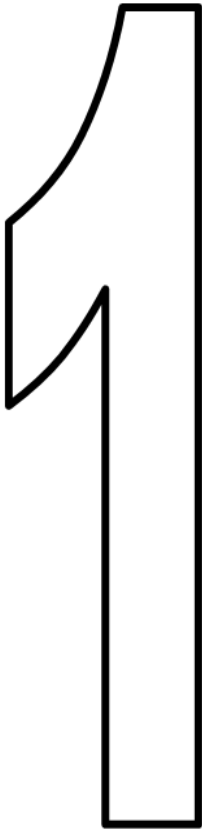
--	--	--	--	--	--

**R   A   H   A   A   N**

NOME: \_\_\_\_\_ DATA: 08/11/2021.

**ATIVIDADE - 2**

DESENHE UMA ARANHA E DEPOIS CUBRA O PONTILHADO DO NUMERAL 1.





NOME: \_\_\_\_\_

DATA: 09/11/2021.

**ATIVIDADE – 3**

CUBRA O PONTILHADO DA VOGAL **A**.



A R A N H A





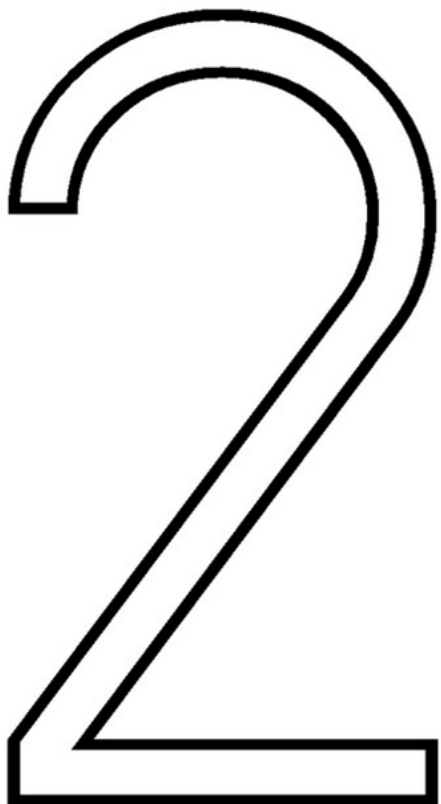


NOME: \_\_\_\_\_

DATA: 09/11/2021.

**ATIVIDADE - 4**

DESENHE DUAS ARANHAS E DEPOIS CUBRA O PONTILHADO DO NUMERAL 2.




NOME: \_\_\_\_\_


DATA: 10/11/2021.

**ATIVIDADE - 5**

PINTE A LETRA **A** DE AZUL.



# ARANHA



COMPLETE OS NOMES DAS FIGURAS.



\_\_\_\_RVORE



\_\_\_\_VIÃO



\_\_\_\_NEL



\_\_\_\_GULHA



\_\_\_\_BELHA



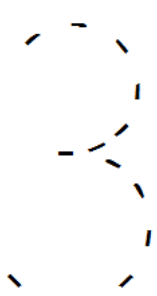
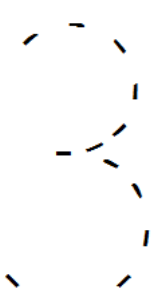
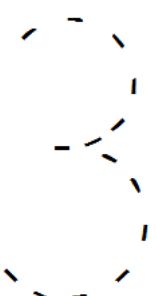
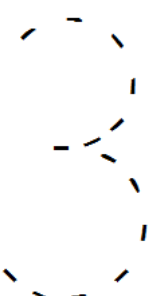







\_\_\_\_BACAXI

NOME: \_\_\_\_\_

DATA: 10/11/2021.

**ATIVIDADE - 6**

DESENHE TRÊS ARANHAS E DEPOIS CUBRA O PONTILHADO DO NUMERAL 3.







NOME: \_\_\_\_\_ DATA: 11/11/2021.

**ATIVIDADE - 7**

VAMOS COMPLETAR A LETRA DA MÚSICA?



SUBSTITUA AS FIGURAS POR PALAVRAS, ESCREVA E DEPOIS LEIA A MÚSICA




A DONA  SUBIU PELA



VEIO A  FORTE E A DERRUBOU.



JÁ PASSOU A



E O  JÁ VEM SURGINDO






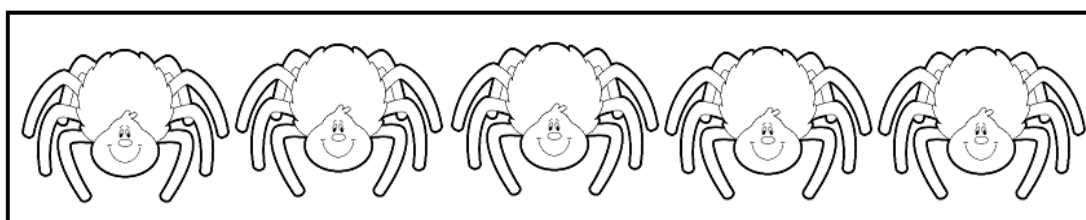

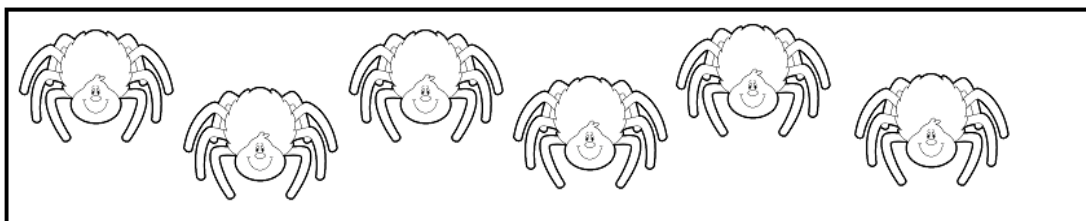
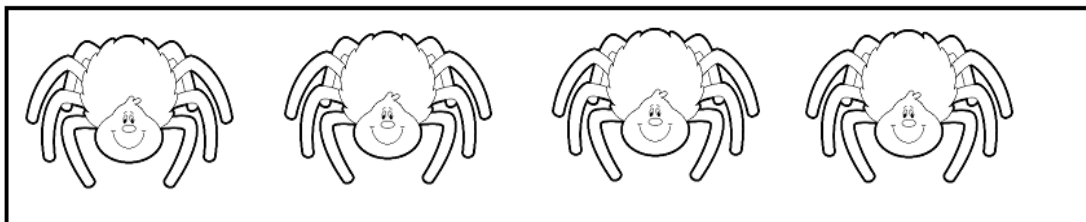
E A DONA  CONTINUA A SUBIR.

NOME: \_\_\_\_\_

DATA: 11/11/2021.

**ATIVIDADE - 8**

**VAMOS CONTAR E REGISTRAR A QUANTIDADE DE ARANHAS?**



NOME: \_\_\_\_\_ DATA: 12/11/2021.

## ATIVIDADE – 9

### VAMOS CONFECCIONAR A DONA ARANHA?

PASSE TINTA GUACHE PRETA NA MÃO E CARIMBE DENTRO DO QUADRO ABAIXO, DEPOIS QUE SECAR, USE TINTA GUACHE BRANCA E VERMELHA PARA FAZER OS OLHOS E A BOCA.




A large empty rectangular box for the activity, intended for the student to apply black paint to their handprint and then use white and red paint to create a spider.

NOME: \_\_\_\_\_ DATA: 12/11/2021.

**ATIVIDADE - 10**

**COMPLETE A TEIA DA ARANHA, LIGANDO OS NUMERAIS EM SEQUÊNCIA.**



**ESCREVA OS NUMERAIS DO 0 AO 10, SEGUINDO A SEQUÊNCIA NUMÉRICA.**


0					

NOME: \_\_\_\_\_

DATA: 12/11/2021.

### ATIVIDADE - 11

AGORA VAMOS PINTAR A DONA ARANHA, RECORTAR, COLAR UM BARBANTE NELA E BRINCAR?



#### BRINCADEIRA DA DONA ARANHA

OBJETIVO: O INTUITO É AMARRAR O BARBANTE NAS EXTREMIDADES, FORMANDO UMA TEIA DE ARANHA DE ACORDO COM O TAMANHO DA CRIANÇA, PARA QUE ELA POSSA AGACHAR, PULAR, ROLAR, LEVANTAR E SE RASTEJAR, EXERCITANDO TODOS OS MEMBROS DO CORPO, TRABALHANDO DESTA FORMA A MOTRICIDADE AMPLA.



## REFERÊNCIAS

<https://ar.pinterest.com/pin/1068479080315297403/>

<https://br.pinterest.com/pin/643029653019482004/>

<https://israelakotona.blogspot.com/2019/10/a-dona-aranha.html?m=1>

<https://www.santoinacio-mg.com.br/noticias/educacao-infantil/pega-pega-dona-aranha-nivel-iii/>

<https://www.taubate.sp.gov.br/wp-content/uploads/2020/06/Atividade-47-Arte-Pintando-e-cantando-com-a-Dona-Aranha.pdf>