

# **E.M RAIMUNDO VIEIRA BASTOS**

## **APOSTILAS DE ATIVIDADES - 15ª e 16ª REMESSAS**

**NOME:**

**TURMA: FASE II - A**

**PERÍODO: TARDE**

**PROFESSORA: ELISÂNGELA**

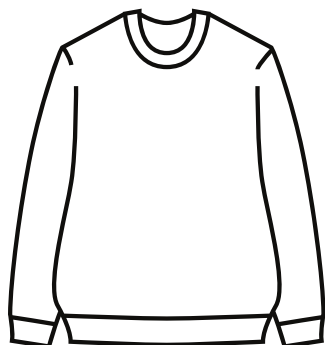
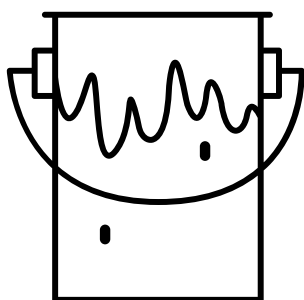






**NOME:**

# **MENINA BONITA DO LAÇO DE FITA**

ASSISTA A HISTÓRIA QUE SERÁ ENVIADA POR MEIO DE VÍDEO NO GRUPO DE WHATSAPP E REALIZE AS ATIVIDADES!


**PINTE SOMENTE OS PERSONAGENS QUE APARECEM NA HISTÓRIA!**



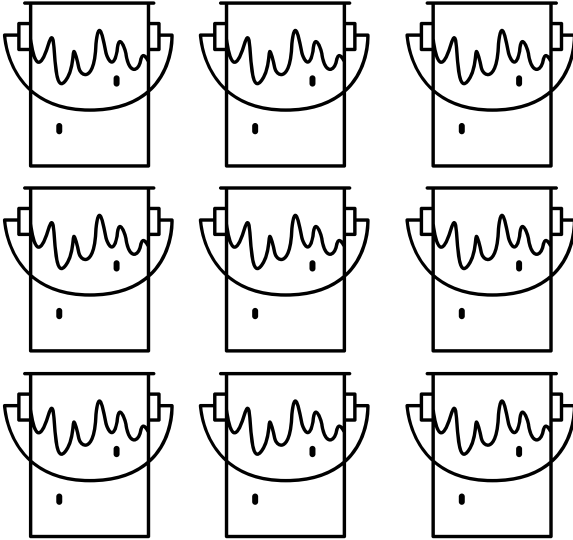
# ATIVIDADE REFERENTE AO DIA 16/11

NOME:


CONTE A QUANTIDADE DE ELEMENTOS DE CADA CONJUNTO,  
PINTE O NUMERAL E CAPRICHE NA PINTURA DAS IMAGENS!




4 7 6 2



5 1 9 3



6 4 3 1





7 9 5 2



NOME:

LIGUE O TÍTULO A CAPA DO LIVRO!

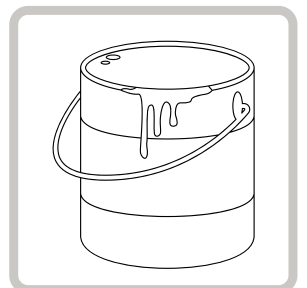
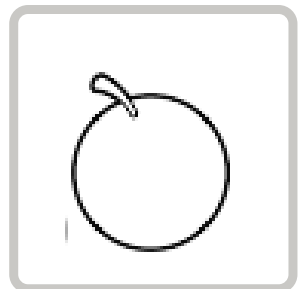



**MENINA BONITA DO  
LAÇO DE FITA**



# ATIVIDADE REFERENTE AO DIA 17/11

NOME: \_\_\_\_\_




LIGUE AS PALAVRAS QUE COMEÇAM COM O MESMO SOM!













# ATIVIDADE REFERENTE AO DIA 17/11

NOME:

**AJUDE A MENINA BONITA DE LAÇO DE FITA A PINTAR AS FORMAS GEOMÉTRICAS DAS CORES CORRETAS!**



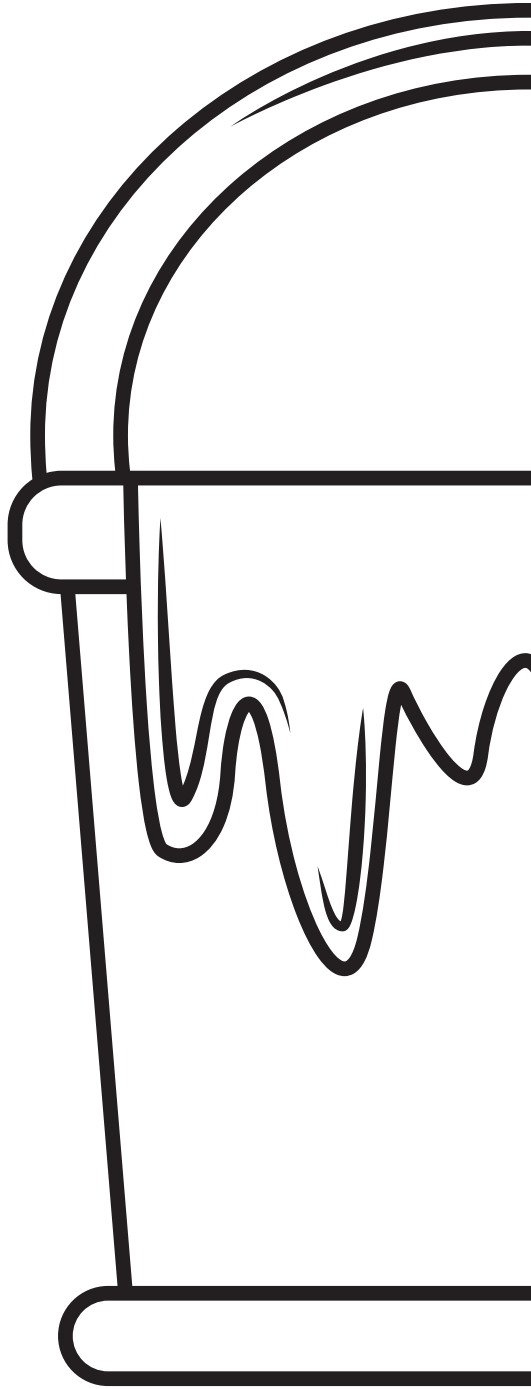
**PINTE COM BASTANTE CAPRICO!**



# ATIVIDADE REFERENTE AO DIA 18/11

NOME:

COMPLETE O DESENHO DA LATA DE TINTA E PINTE  
COM BASTANTE CAPRICHOS!



























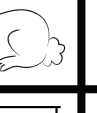
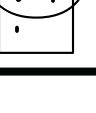
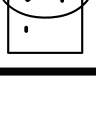



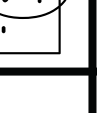
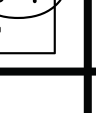
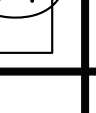
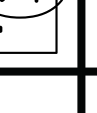



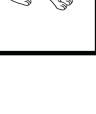







TINTA

# ATIVIDADE REFERENTE AO DIA 18/11

NOME: \_\_\_\_\_

**PINTE A QUANTIDADE PEDIDA!**

									<b>8</b>
									<b>7</b>
									<b>6</b>
									<b>5</b>
									<b>4</b>

**COMPLETE A SEQUÊNCIA NUMÉRICA DO 0 AO 10**

0 ○ ○ ○ ○ ○ ○ ○ ○ ○ ○ 10



# ATIVIDADE REFERENTE AO DIA 19/11

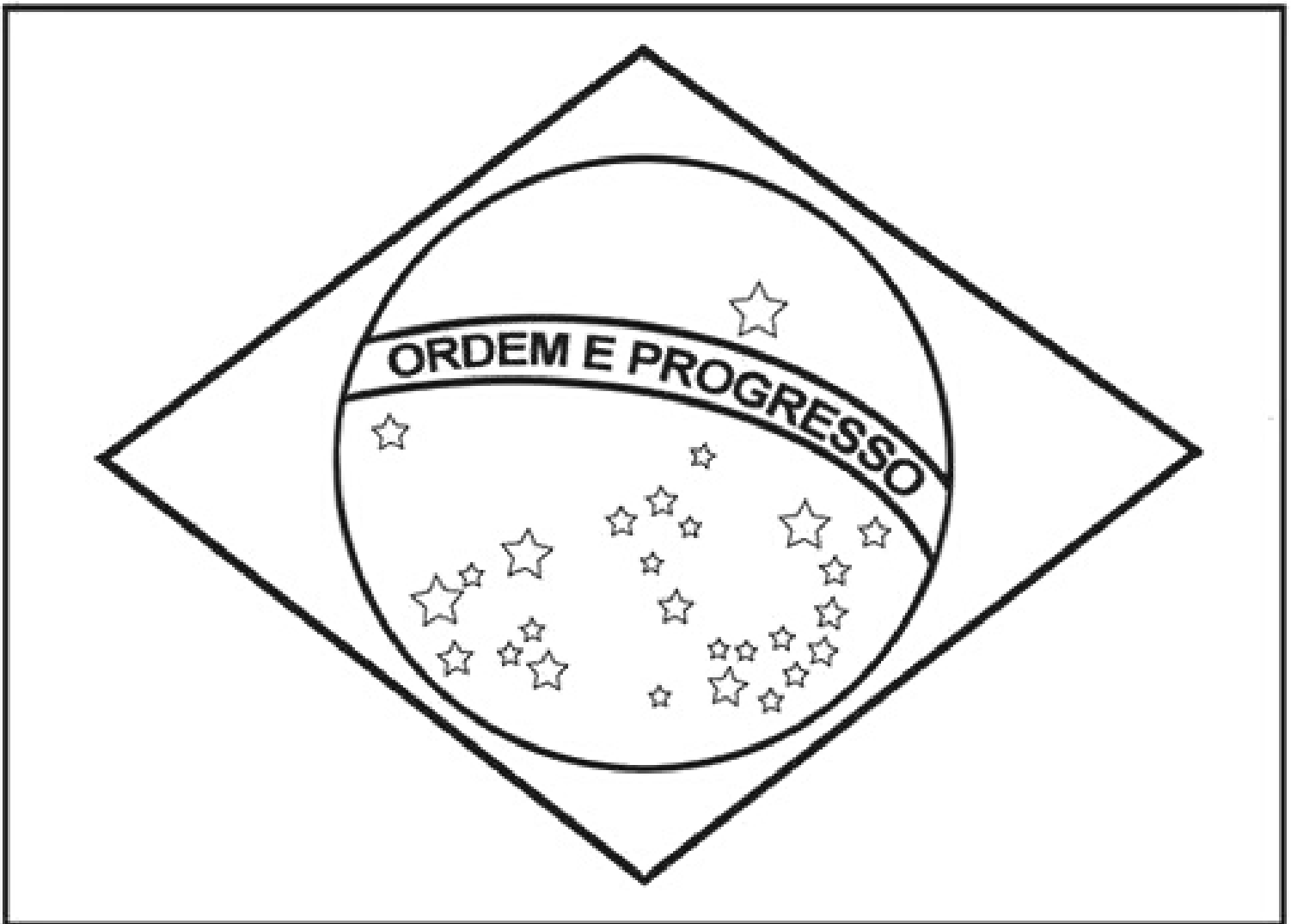
NOME:

A MENINA BONITA DO LAÇO DE FITA FOI ATÉ A ESCOLA E  
DESCOBRIU QUE HOJE É DIA DA BANDEIRA!

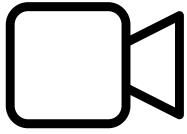


19 DE NOVEMBRO - DIA DA BANDEIRA!

PINTE A BANDEIRA COM BASTANTE CAPRICHOS!



NOME:




## É HORA DE BRINCAR!



### COELHINHO SAI DA TOCA!

- DIVIDIR AS CRIANÇAS EM GRUPOS DE 3: DUAS FICAM DE MÃOS DADAS, FORMANDO A TOCA E A TERCEIRA FICA NO MEIO REPRESENTANDO O COELHO. AS "TOCAS" DEVEM ESTAR ESPALHADAS PELO LOCAL DA BRINCADEIRA.
- DEVEM FICAR DUAS OU MAIS CRIANÇAS SEM TOCA, NO CENTRO DA ÁREA.
- QUANDO TUDO ESTÁ PRONTO, ALGUÉM DIZ: "COELHINHO, SAI DA TOCA!". E TODOS TEM QUE MUDAR DE TOCA.
- AS CRIANÇAS QUE ESTÃO NO CENTRO TÊM QUE TENTAR OCUPAR AS TOCAS QUE FICAM VAZIAS ENQUANTO AS DEMAIS PROCURAM UMA NOVA TOCA.
- QUEM FICAR SEM TOCA, VAI PARA O CENTRO E A BRINCADEIRA RECOMEÇA.



# ATIVIDADE REFERENTE AO DIA 22/11

NOME: \_\_\_\_\_

ENCONTRE AS PALAVRAS NO CAÇA - PALAVRAS!



**MENINA**



**COELHO**



**JABUTICABA**

J	A	B	U	T	I	C	A	B	A
R	P	O	D	E	V	N	O	C	P
Y	L	S	P	C	O	E	L	H	O
M	E	N	I	N	A	T	U	V	X

AGORA, TREINE A ESCRITA!



MENINA



COELHO



JABUTICABA


# ATIVIDADE REFERENTE AO DIA 22/11

NOME:

**PINTE, RECORTE E COLE OS COELHINHOS POR ORDEM DE TAMANHO!**

--	--	--

**PINTE, RECORTE E COLE!**



# ATIVIDADE REFERENTE AO DIA 23/11

NOME: \_\_\_\_\_

LIGUE AS IMAGENS AOS SEUS NOMES!



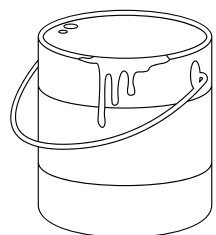
**COELHO**



**TINTA**



**CAFÉ**



**JABUTICABA**





















**MENINA**



# ATIVIDADE REFERENTE AO DIA 23/11

NOME: \_\_\_\_\_

OBSERVE A SEQUÊNCIA DE CORES DOS COELHOS E CONTINUE!



# ATIVIDADE REFERENTE AO DIA 24/11

NOME: \_\_\_\_\_

RECORTE OS NOMES E COLE NO LUGAR CORRESPONDENTE!



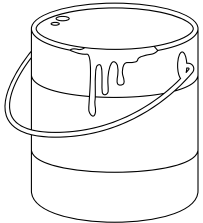
MENINA



COELHO



JABUTICABA



TINTA



**MENINA**

**COELHO**

**JABUTICABA**

**TINTA**


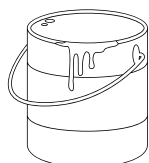
# ATIVIDADE REFERENTE AO DIA 24/11

NOME: \_\_\_\_\_

**CONTE A QUANTIDADE E COLOQUE O NUMERAL!  
DEPOIS PINTE AS IMAGENS COM CAPRICO!**



--	--	--	--





# ATIVIDADE REFERENTE AO DIA 25/11

NOME:

OBSERVE A PALAVRA ABAIXO:







**COELHO**

AGORA, ENCONTRE-A NO TRECHO DO TEXTO!

O COELHO SAIU DALI,  
PROCUROU UMA LATA DE  
TINTA PRETA E TOMOU  
BANHO NELA. FICOU BEM  
NEGRO TODO CONTENTE.




PINTE AS LATAS DE TINTA DE ACORDO COM A COR PEDIDA:



# ATIVIDADE REFERENTE AO DIA 25/11

NOME:




**PINTE A MENINA BONITA DO LAÇO DE FITA COM BASTANTE  
CAPRICHOS!**



# ATIVIDADE REFERENTE AO DIA 26/11

NOME:

UTILIZE AS IMAGENS ABAIXO E FAÇA UM RECONTO DA HISTÓRIA!



## ATIVIDADE REFERENTE AO DIA 26/11

NOME:

AGORA, ILUSTRE A HISTÓRIA COM BASTANTE CAPRICHOS!

### MENINA BONITA DO LAÇO DE FITA