

“E. M VEREADOR LOURIVAL CORREIA DE ARAÚJO.”

15° REMESSA

REFERENTE A DIAS : 30/11, 01,02,06,07,08,09,10/12.

ENTREGA: 12/12



NOME: _____

1º ANO A
Professores: Cynthia C. S

“E. M VEREADOR LOURIVAL CORREIA DE ARAÚJO.”

CHEGOU O NATAL

25 DE DEZEMBRO NASCEU O MENINO JESUS
PARA GUIAR TODA A HUMANIDADE
POR UM CAMINHO DE AMOR E DE LUZ.



OS SINOS JÁ ESTÃO TOCANDO
A TODO MUNDO ANUNCIANDO
QUE CHEGOU O NATAL!

TRAZENDO COM ELE A ALEGRIA
DE PARTILHAR COM AMIGOS E FAMÍLIA
MOMENTOS DE PAZ E DE HARMONIA.



ENTÃO É NATAL!
TEMPO DE FELICIDADE
DE TIRAR TODA MALDADE
DE DENTRO DO CORAÇÃO!
(Daiane Viana)



QUAL O TÍTULO DO TEXTO? _____

SOBRE O QUE ELE FALA ? _____

EM QUE DATA É COMEMORADO O NATAL? _____

VAMOS FAZER UMA LISTA COM AS PALAVRAS DOS NOSSOS SENTIMENTOS
NESTA ÉPOCA?

_____	_____	_____
_____	_____	_____
_____	_____	_____

“E. M VEREADOR LOURIVAL CORREIA DE ARAÚJO.”

ORIENTAÇÕES DO LIVRETO ANEXO 1

MANDE FOTOS OU VÍDEOS DESTA ATIVIDADE !

JUNTO COM A APOSTILA FOI UM LIVRETO DE POP IT VOCE PODE REALIZAR UM
POUCO DELE A CADA DIA ATÉ A ENTREGA DA APOSTILA !!
MANDE FOTOS DESTA ATIVIDADE !

O SENTIDO DO NATAL É JESUS

1- DEIXE BEM COLORIDA A CENA DO NASCIMENTO DE JESUS



2- OBSERVE A IMAGEM ACIMA E RESPONDA COM ATENÇÃO:

QUANTIDADE DE
ADULTOS?





QUANTOS BEBÊS?

QUANTOS ANIMAIS?

QUANTAS ESTRELAS?

“E. M VEREADOR LOURIVAL CORREIA DE ARAÚJO.”

3- DE ACORDO COM A CENA DO NASCIMENTO DE JESUS QUE VOCÊ PINTOU NA QUESTÃO 1, PREENCHA O GRÁFICO, CONTANDO E PINTANDO A QUANTIDADE DE QUADRINHOS DE ACORDO COM AS IMAGENS ABAIXO:

10				
9				
8				
7				
6				
5				
4				
3				
2				
1				
				

“E. M VEREADOR LOURIVAL CORREIA DE ARAÚJO.”

LEIA O TEXTO:

O NATAL DO MACACO
EM ÉPOCA DE NATAL
A FLORESTA FICA ANIMADA.
O MACACO VAI LOGO DIZENDO
QUE NA CEIA QUER COMER
BANANA E GOIABADA.

ELIANA DE OLIVEIRA



COMPREENSÃO DA LEITURA

1. QUAL É O ASSUNTO DO TEXTO?

2. PERSONAGEM PRINCIPAL: _____

3. COMO ESTÁ A FLORESTA COM A CHEGADA DO NATAL?

4. LEIA E ESCREVA OS NOMES DOS DESENHOS.



MACACO



BANANA



NATAL



FLORESTA


“E. M VEREADOR LOURIVAL CORREIA DE ARAÚJO.”

VAMOS RELACIONAR AS FIGURAS COM SUAS SOMBRAS:



DECIFRANDO O ENIGMA

1) SEI QUE VOCÊ É MUITO ESPERTO. COLOQUE A LETRA INICIAL DE CADA OBJETO E DESCUBRA O ENIGMA



“E. M VEREADOR LOURIVAL CORREIA DE ARAÚJO.”

1. LEIA O TEXTO E PINTE OS ESPAÇOS ENTRE AS PALAVRAS.

- ❖ CIRCULE AS PALAVRAS QUE RIMAM.
- ❖ CIRCULE A PALAVRA MACACO.

O NATAL DO MACACO

EM ÉPOCA DE NATAL
A FLORESTA FICA ANIMADA.
O MACACO VAI LOGO DIZENDO
QUE NA CEIA QUER COMER
BANANA E GOIABADA.

ELIANA DE OLIVEIRA



2. COMPLETE O TEXTO COM AS PALAVRAS QUE FALTAM.

EM ÉPOCA DE _____ 

A _____  FICA ANIMADA.

O _____  VAI LOGO DIZENDO

QUE NA CEIA QUER COMER

_____  E GOIABADA.

“E. M VEREADOR LOURIVAL CORREIA DE ARAÚJO.”

ORGANIZE E COLE O TEXTO.

--



O NATAL DO MACACO
EM ÉPOCA DE NATAL
A FLORESTA FICA ANIMADA
O MACACO VAI LOGO DIZENDO
QUE NA CEIA QUER COMER
BANANA E GOIABADA.

“E. M VEREADOR LOURIVAL CORREIA DE ARAÚJO.”

1. CIRCULE A SÍLABA INICIAL E COMPLETE A PALAVRA.



MA ME MI
MO MU

_____ CACO



BA BE BI
BO BU

_____ NANA



FLA FLE FLI
FLO FLU

_____ RESTA



NA NE NI
NO NU

_____ TAL

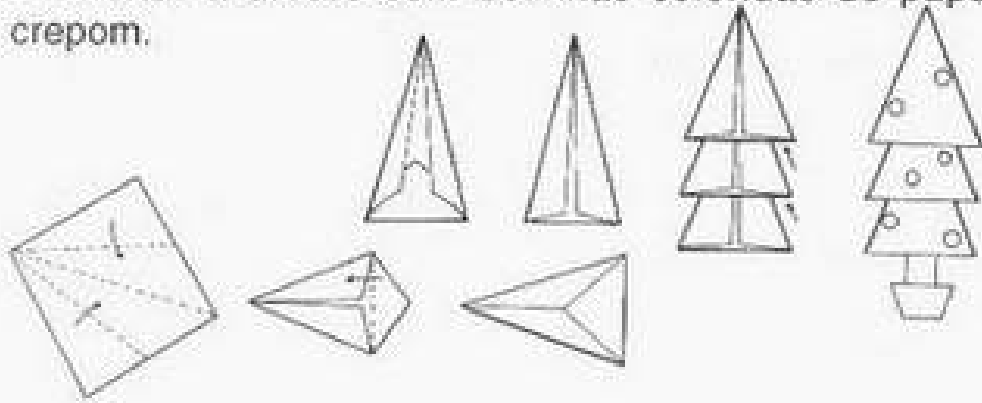
2. ENCONTRE OS NOMES DOS DESENHOS DA ATIVIDADE ANTERIOR..

CO	MA	CA	CO	JA
NA	TAL	FA	RES	SA
BA	NA	NA	JA	TA
TAL	FLO	RES	TA	MA

“E. M VEREADOR LOURIVAL CORREIA DE ARAÚJO.”


ORIGAMI

- Fazer a sua árvore de Natal em dobraduras e enfeitar o mural da sala.
- Nesta dobradura utilizam-se três quadrados do mesmo tamanho.
- Enfeitar a árvore com bolinhas coloridas de papel crepom.



“E. M VEREADOR LOURIVAL CORREIA DE ARAÚJO.”

1. LEIA E ENUMERE AS PALAVRAS OBSERVANDO A LEGENDA.



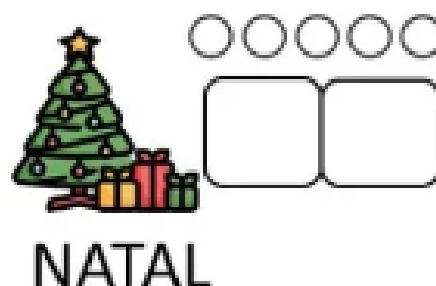
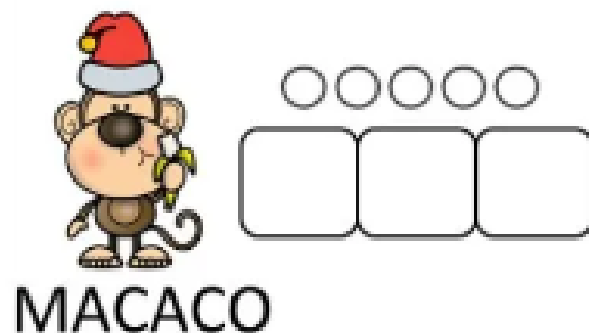
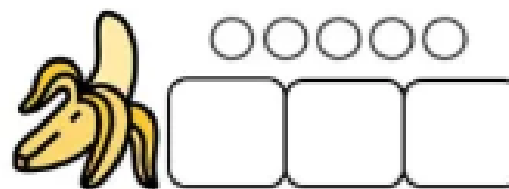

MACACO

NATAL

FLORESTA

BANANA

2. PINTA A QUANTIDADE DE SÍLABAS E ESCREVA NOS QUADRINHOS.



“E. M VEREADOR LOURIVAL CORREIA DE ARAÚJO.”

1.ESCREVA OS NOMES DOS DESENHOS E COMPLETE O QUADRO.



MA		CO
	CA	



FLO		TA
	RES	



BA		NA
	NA	



NA	
	TAL

“E. M VEREADOR LOURIVAL CORREIA DE ARAÚJO.”

1) COMPLETE O QUADRO ABAIXO:



PALAVRA	SÍLABA INICIAL	SÍLABA FINAL	NÚMERO DE SÍLABAS
NATAL			
DEZEMBRO			
ALEGRIA			
JESUS			
FAMÍLIA			
HARMONIA			
SINO			



“E. M VEREADOR LOURIVAL CORREIA DE ARAÚJO.”

1. LIGUE O DESENHO À ESCRITA CORRESPONDENTE.



NATAL

MACACO

FLORESTA


BANANA

2. LIGUE AS RIMAS.




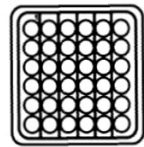

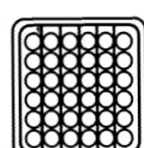

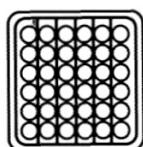
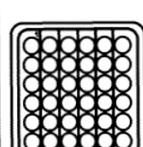
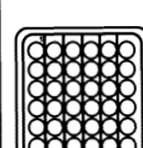
ANEXO 1

ADIÇÃO



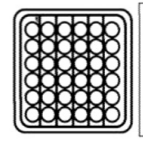
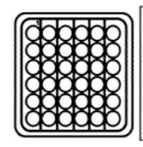
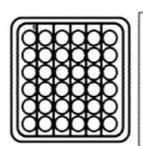
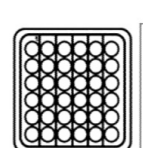
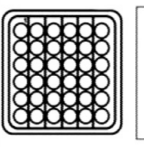
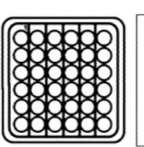
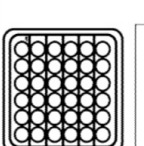
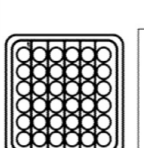
Educação e Transformação

RESOLVA AS ADIÇÕES PINTANDO CADA QUANTIDADE DE UMA COR:

$6+9=$		$4+5=$		$9+9=$		$3+4=$	
$2+6=$		$5+6=$		$7+7=$		$8+6=$	

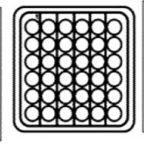
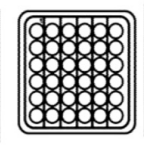
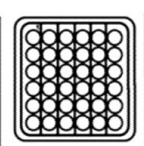
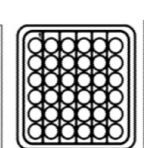

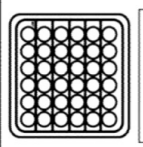
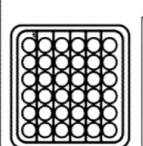
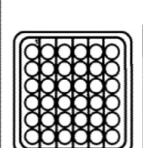
Educação e Transformação

RESOLVA AS ADIÇÕES PINTANDO CADA QUANTIDADE DE UMA COR:

$4+8=$		$5+7=$		$6+6=$		$9+5=$	
$7+3=$		$8+5=$		$5+5=$		$3+2=$	

Educação e Transformação









RESOLVA AS ADIÇÕES PINTANDO CADA QUANTIDADE DE UMA COR:

$4+4=$		$9+3=$		$2+4=$		$7+2=$	
$7+9=$		$6+4=$		$8+8=$		$3+8=$	

Educação e Transformação

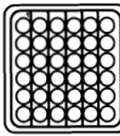



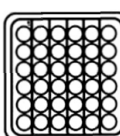

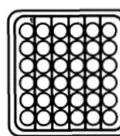
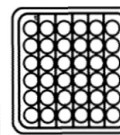
“E. M VEREADOR LOURIVAL CORREIA DE ARAÚJO.”

RESOLVA AS ADIÇÕES PINTANDO CADA QUANTIDADE DE UMA COR:

$14+22=$		$11+2=$		$16+5=$		$10+10=$	
$18+7=$		$15+1=$		$24+6=$		$12+3=$	



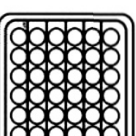
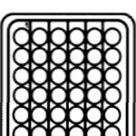




Educação e Transformação

RESOLVA AS ADIÇÕES PINTANDO CADA QUANTIDADE DE UMA COR:

$11+14=$		$15+17=$		$30+6=$		$23+5=$	
$18+3=$		$20+10=$		$11+6=$		$15+15=$	







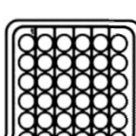
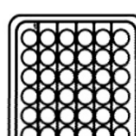
Educação e Transformação

RESOLVA AS ADIÇÕES PINTANDO CADA QUANTIDADE DE UMA COR:

$22+9=$		$18+7=$		$14+6=$		$27+6=$	
$19+5=$		$10+7=$		$24+2=$		$11+4=$	

Educação e Transformação

RESOLVA AS ADIÇÕES PINTANDO CADA QUANTIDADE DE UMA COR:









$14+2=$		$20+7=$		$18+17=$		$15+9=$	
$11+10=$		$12+3=$		$22+13=$		$17+6=$	

Educação e Transformação

“E. M VEREADOR LOURIVAL CORREIA DE ARAÚJO.”



RESOLVA AS ADIÇÕES PINTANDO CADA QUANTIDADE DE UMA COR:

	$17+19 =$		$20+16 =$
	$13+12 =$		$18+8 =$
	$25+11 =$		$14+11 =$
	$16+15 =$		$27+8 =$

Educação e Transformação

REFERÊNCIAS

<https://www.google.com.br/search?q=ARVORE+ORIGAMI+PAPEL+DOBRADURA+TRIANGULO+S&tbm=isch&hl=pt-BR&sa=X&ved=2ahUKEwi36ZLj2rH0AhWSDrkGHZTaB9UQB-XoECAEQMg&biw=1074&bih=454>

<https://educacaoetransformacaooficial.blogspot.com/2021/09/pop-it-caderno-de-adicao.html>

<https://pedagogaantenada.com/2020/12/09/atividades-de-natal-lingua-portuguesa-2-ano/>

<https://drive.google.com/file/d/1HDv6KF2EcUJO7VfhYgWmZG37hhHQCwB-/view>