

Atividades Remotas 15

Escola: E.M Criança Feliz "Profª. Vitória Evany Miguel Cordeiro"



Nome: _____ - Fase II - A

(Professora Milene Cristina de Oliveira Soares)

Data de Entrega: 13/12/2021

(Período: 01/12/21 a 14/12/21).

Senhores Pais ou Responsáveis

Devido a pandemia do covid-19 (Coronavírus), que atinge o mundo nesse momento, foi necessárias adaptações para que os alunos continuem com a aprendizagem em casa, e o papel da família será de suma importância, segue aqui nessa apostila atividades datadas que se possível deverão ser realizadas no respectivo dia da reposição.

Atenção

Orientações Gerais para a realização das atividades.

- ✓ As atividades estão datadas;
- ✓ Realizar a leitura de todas as atividades junto com a criança;
- ✓ Explicar ao aluno o que será necessário ser feito, cada atividade traz orientações de como serem realizadas;
- ✓ Solicitar aos alunos que realizem a pintura bem caprichada dos desenhos, inclusive da capa;
- ✓ Na medida do possível registrar com fotos ou vídeos e enviar no grupo da sala, pelo WhatsApp;
- ✓ Pedimos a gentileza de cuidarem dessas atividades, pois as mesmas terão que ser devolvidas;
- ✓ É muito importante o treino e escrita do nome e data em todas as atividades solicitadas, evitando assim dificuldades futuras.

Aqui deixamos nosso agradecimento e admiração por cada família, pelo empenho e esforço realizado em casa.

Qualquer dúvida, estou à disposição!

Atenciosamente, Prof^ª. Milene.



CALENDÁRIO 2021

DATAS COMEMORATIVAS DO MÊS 

25 – NATAL

DEZEMBRO

| DOM | SEG | TER | QUA | QUI | SEX | SAB |
|-----|-----|-----|-----|-----|-----|-----|
| | | | 1 | 2 | 3 | 4 |
| 5 | 6 | 7 | 8 | 9 | 10 | 11 |
| 12 | 13 | 14 | 15 | 16 | 17 | 18 |
| 19 | 20 | 21 | 22 | 23 | 24 | 25 |
| 26 | 27 | 28 | 29 | 30 | 31 | |

NA ESCOLA, AS CRIANÇAS APRENDEREM SOBRE DIA, SEMANA E MÊS, SEGUE O CALENDÁRIO DO MÊS DE DEZEMBRO, PARA QUE OS DIAS SEJAM COLORIDOS DE ACORDO COM A DATA DE CADA ATIVIDADE.

NOME: _____ - DATA: _____




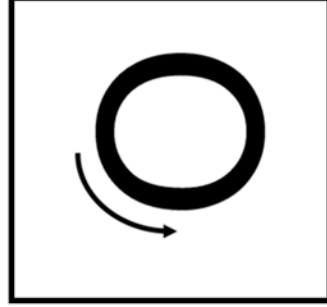
OGRA

O




OSSO

VAMOS COBRIR O PONTILHADO:




VAMOS, AGORA, COMPLETAR AS PALAVRAS:



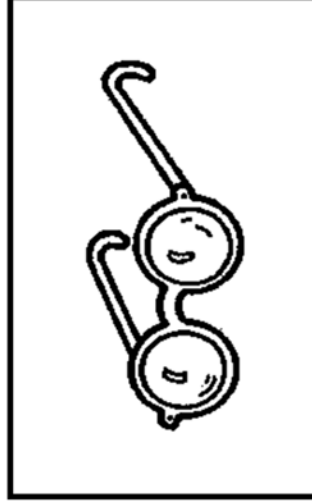
ONIBUS

ONIBUS



OVO

OVO

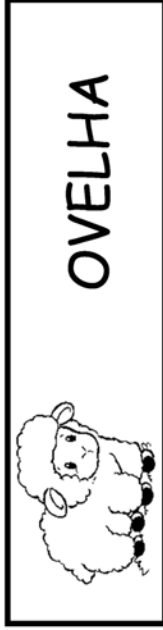


OCULOS

OCULOS

QUAIS PALAVRAS COMEÇAM COM A LETRA O?

VAMOS PINTAR AS FICHAS!



OVELHA



IOGURTE




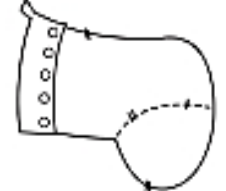
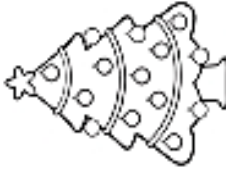
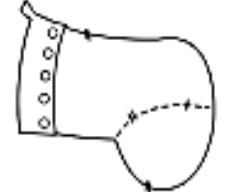
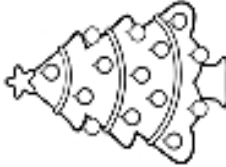

GARFO



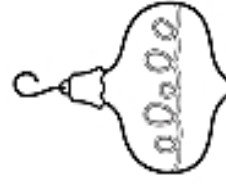

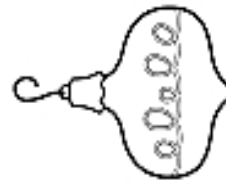

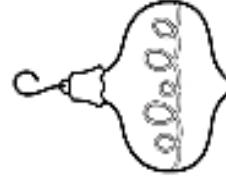

OLHO


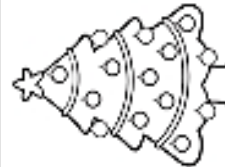

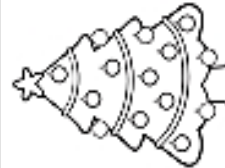


NOME:

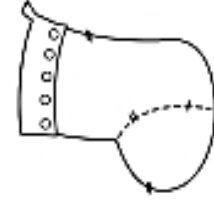

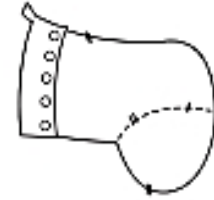

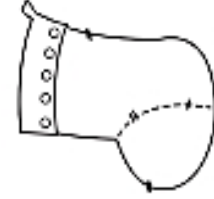

RECORTE E COLE AS FIGURAS NAS SEQUÊNCIAS CORRETAS:

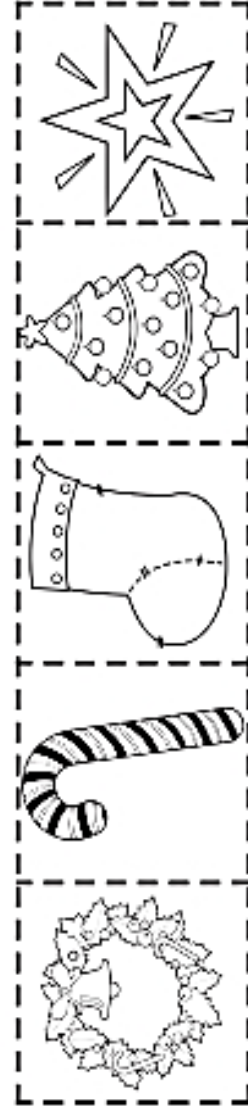
| | | | | | |
|---|---|---|---|---|--|
|  |  |  |  |  |  |
|---|---|---|---|---|--|

| | | | | | |
|---|---|--|---|---|--|
|  |  |  |  |  |  |
|---|---|--|---|---|--|


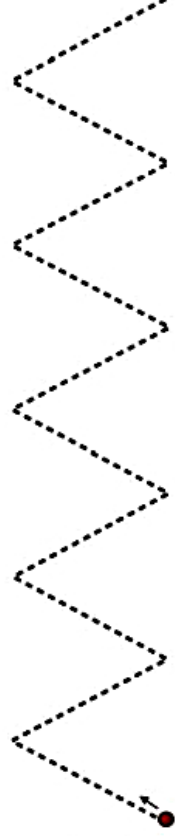

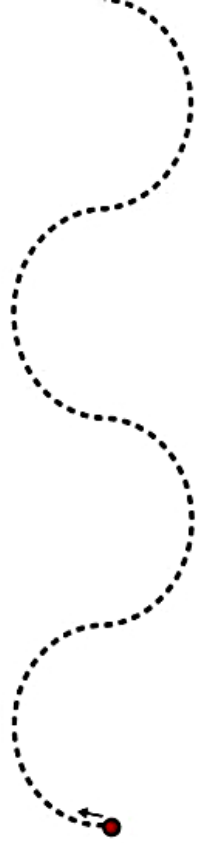
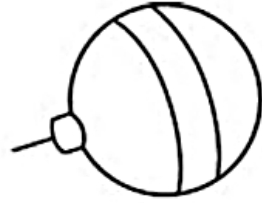


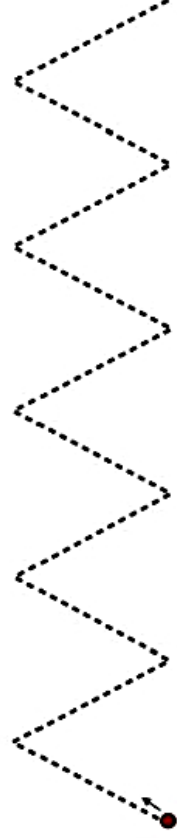

| | | | | | |
|---|---|--|---|---|--|
|  |  |  |  |  |  |
|---|---|--|---|---|--|

| | | | | | |
|---|---|--|---|---|--|
|  |  |  |  |  |  |
|---|---|--|---|---|--|

| | | | | | |
|---|---|--|---|---|--|
|  |  |  |  |  |  |
|---|---|--|---|---|--|



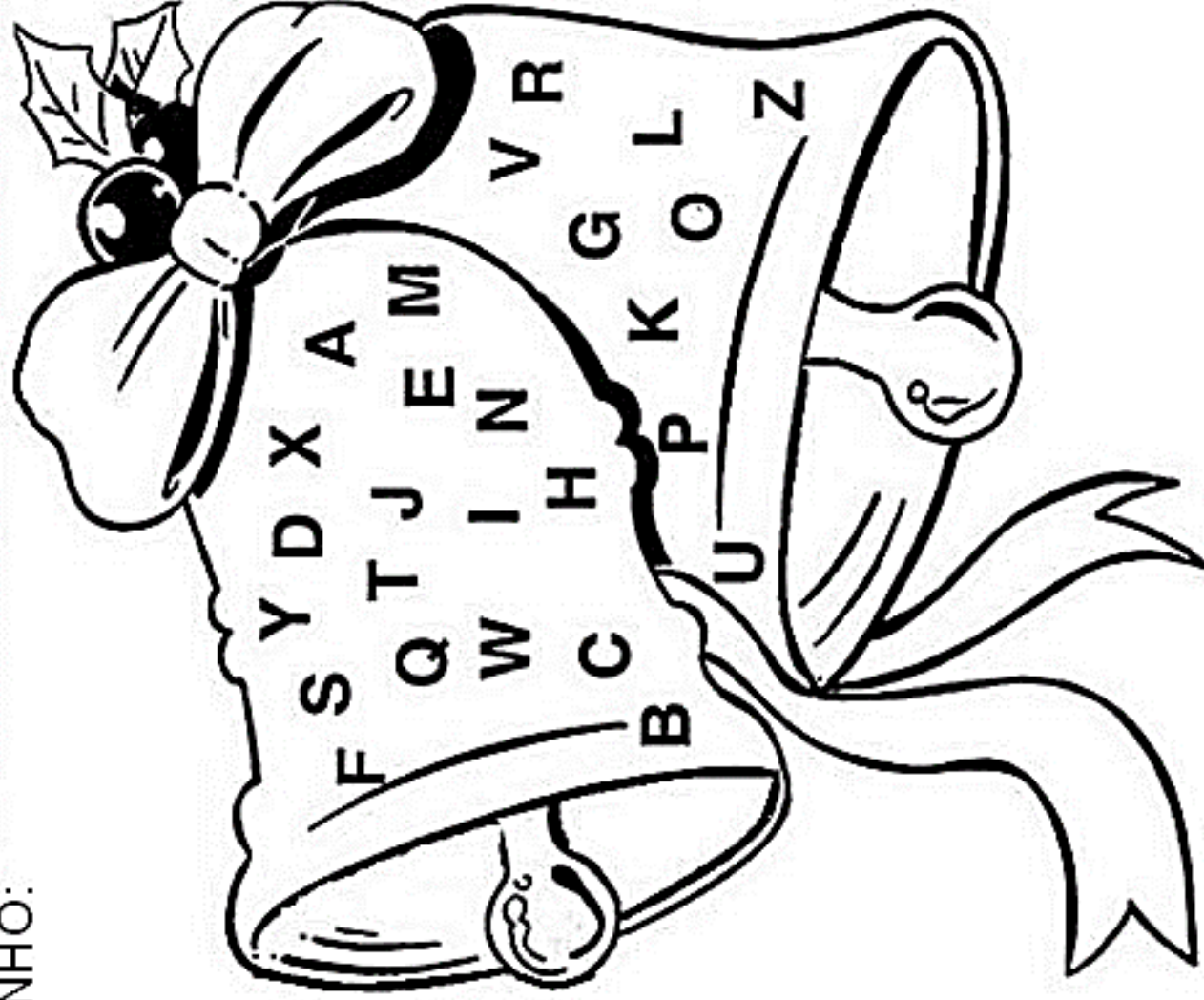
VAMOS LEVAR OS ENFEITES ATÉ A ÁRVORE?



NOME: _____ DATA: ____/____/____


ATIVIDADES

- CIRCULE AS VOGAIS E ESCREVA-AS EM CADA SININHO:



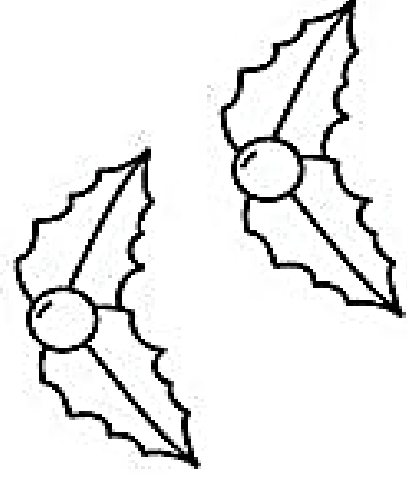
PINTE O NÚMERO CORRESPONDENTE A QUANTIDADE DE OBJETOS DE CADA CONJUNTO.

1 2 3



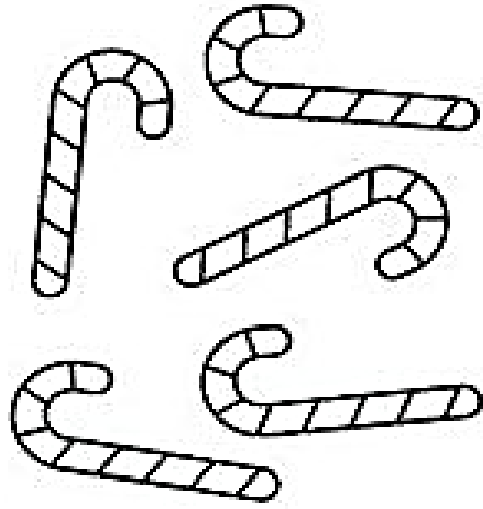
Three Christmas bells are shown in a row. The first two are identical, and the third is slightly larger and positioned to the right.

2 3 4



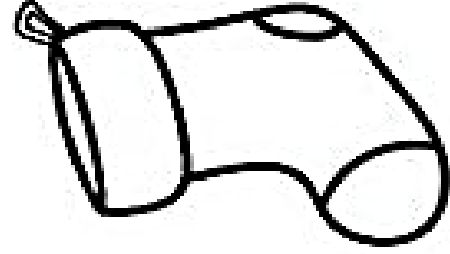
Two holly leaves are shown. The first is on the left, and the second is on the right, slightly higher and larger.

2 1 5




Five candy canes are shown in a group. Two are on the left, and three are on the right, arranged in a cluster.

4 1 3




Four Christmas stockings are shown, arranged in a group. Two are on the left, and two are on the right.

1 4 2



Four star-shaped cookies are shown in a group. Two are on the left, and two are on the right.

5 3 2



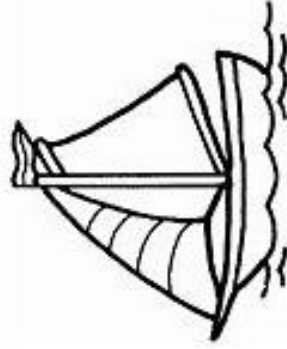
Three gift boxes are shown. One is on the left, and two are on the right, arranged in a group.

NOME: _____

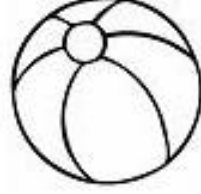
- DATA: _____

ATIVIDADES

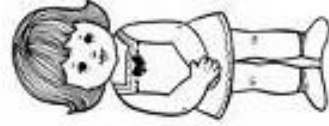
- COMPLETE AS PALAVRAS COM A VOGAL "O":



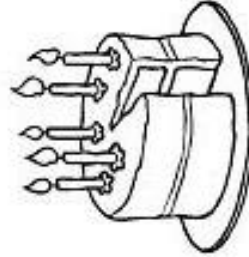
B A R C




B L A



B N E C A



B L



V



S A P



F C A



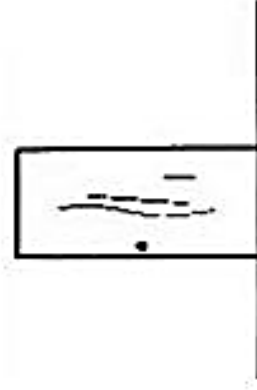
C B R A

NOME: _____

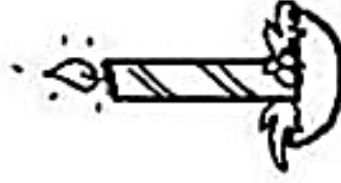

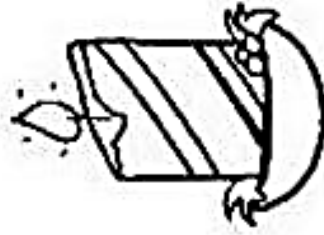
DATA: ___/___/___

ATIVIDADES

- LIGUE A GUIRLANDA À PORTA QUE TEM O MESMO TAMANHO:



- PINTE A VELA MAIS GROSSA E CIRCULE A MAIS FINA:



- PINTE A ÁRVORE MAIS BAIXA E CIRCULE A MAIS ALTA:



Atividade – Data: 13/12/2021

PINTURA NO PAPEL AMASSADO

QUERIDA FAMÍLIA AUXILIE A CRIANÇA NESSA ATIVIDADE.

VOCÊ VAI PRECISAR DE PAPEL, PINCEL E TINTA OU CANETINHA.

TUDO O QUE VOCÊ VAI PRECISAR É PEGAR A FOLHA DE PAPEL E AMASSAR FORMANDO UMA BOLA, EM SEGUIDA COLORIR COM TINTA OU CANETINHA E MOLHAR COM ÁGUA COM CUIDADO, USANDO PINCEL OU PONTA DOS DEDOS (EM GOTINHAS PARA QUE O PAPEL NÃO DESMANCHE). DEIXE SECAR O PAPEL E ABRA, O PAPEL ESTARÁ COM LINDAS CORES E PRONTA PARA FAZER AVIÕES, BARCOS, FLORES E ETC... USE A IMAGINAÇÃO.



ARTE COM MACARRÃO

VOCÊ VAI PRECISAR DE:

- PAPEL BRANCO OU COLORIDO;
- CANETINHA;
- MACARRÃO DE QUALQUER TIPO, SE POSSÍVEL O TIPO PARAFUSO;
- COLA.

A PROPOSTA É FAZER UMA FLOR COM CANETINHAS
E MACARRÃO.

ESSA ATIVIDADE É ÓTIMA PARA A COORDENAÇÃO
MOTORA E MUITO DIVERTIDA PARA AS CRIANÇAS.



NOME: _____ - DATA: _____

FONTES:

- Capa - <https://festas.colorir.com/natal/natal-ii.html> - ACESSO DIA: 21/11/2021;
- 1 - <https://br.pinterest.com/pin/73535406405662495/> - ACESSO DIA: 21/11/2021;
- 2 - <http://alfabetizandocomunicaeturma.blogspot.com/2011/05/alfabeto-atividades.html> - ACESSO DIA: 21/11/2021;
- 3 - <https://cantinhoalternativo.com.br/8-atividades-de-natal-para-imprimir/> - ACESSO DIA: 21/11/2021;
- 4 - <https://www.espacoeducar.net/2018/12/16-atividades-de-natal-ineditas-para.html> - ACESSO DIA: 21/11/2021;
- 5 - <http://novojeitodeensinar.blogspot.com/2012/11/atividades-de-natal-pre-i.html> - ACESSO DIA: 21/11/2021;
- 6 - <https://br.pinterest.com/pin/629870697892096117/> - ACESSO DIA: 21/11/2021;
- 7 - <http://novojeitodeensinar.blogspot.com/2012/06/letra-o.html?m=1> - ACESSO DIA: 21/11/2021;
- 8 - <http://3.bp.blogspot.com/-QZXmY4S5pek/UK55t4JWaeI/AAAAAAAAADJ4/VVqUA1vfn5o/s1600/PRE+I+11.JPG> - ACESSO DIA: 21/11/2021;
- 9 - <https://www.tempojunto.com/2015/09/09/brincar-de-arte-com-criancas-pintura-no-papel-amassado/> - ACESSO DIA: 21/11/2021;
- 10 - <https://br.pinterest.com/pin/645914771529372916/> – ACESSO DIA: 21/11/21;