



Aluno(a): _____ Ano/ Série: 1º A

Professor (a): Nathalia Telefone: _____


14ª APOSTILA

4º Bimestre




✚ **ATIVIDADES REFERENTES AOS DIAS:**
08,09,10,11,12,16,17,18,19,22,23,24,25,26 e 29/11 (15 dias)

✚ **Está apostila deverá ser devolvida para a correção no dia 29/11/2021 (segunda-feira).**



COPILAR A PRIMEIRA LETRA DE
CADA PALAVRA NOS QUADRINHOS
CORRESPONDENTES.

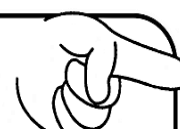
JANELA



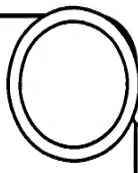
GIRAFa



DEDO



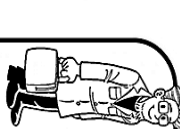
ANEL



KART




HOMEW




ESCADA




BALÃO




LIMÃO



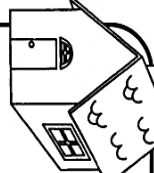
ILHA



FOCA



CASA



YURI



VACA



SOL



PEIXE



MÃO



ZORRO



WENDY



TATU



QUADRO



NAVIO



XÍCARA



UVA



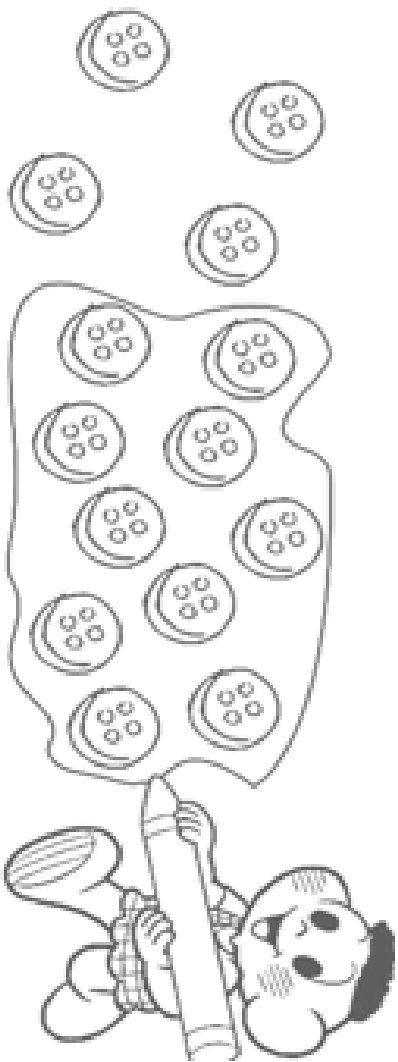
RATO



OSSO




CASCÃO COLECIONA BOTÕES. OBSERVE COMO ELE OS AGRUPOU:




ACIMA, ELE SEPAROU UM GRUPO COM ____ BOTÕES.

AJUDE-O A SEPARAR OS BOTÕES EM GRUPOS DE 2:




AJUDE-O A SEPARAR OS BOTÕES EM GRUPOS DE 3:



3 ELEMENTOS

4 ELEMENTOS

LIGUE O NOME ÀS IMAGENS:



ABELHA

OSSO

UVA

ARANHA

ESQUILO

AVIAO

ESCOVA


INDIO

ONÇA

URSO

CAIO TAMBÉM APROVEITOU A QUARENTENA EM CASA PARA ORGANIZAR SEU QUARTO E BRINQUEDOS.

ENTÃO, ELE FEZ UM GRÁFICO DE SEUS BRINQUEDOS:



AGORA, RESPONDA:

QUANTAS BOLAS CAIO TEM? _____

QUANTOS CARRINHOS? _____

QUANTOS JOGOS? _____

QUANTOS JOGOS CAIO TEM **A MAIS** DO QUE BOLAS? _____

QUANTOS CARRINHOS FALTAM PARA CAIO FICAR COM A MESMA QUANTIDADE

DE JOGOS? _____

FAMÍLIA DA LETRA C:


COMPLETE COM SA, SE, SI, SU E COME ABAIXO:




CA




CE



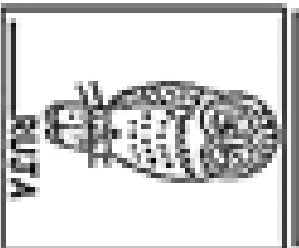

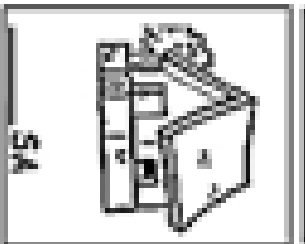
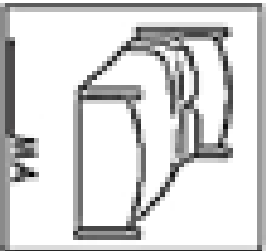
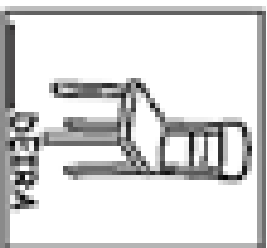
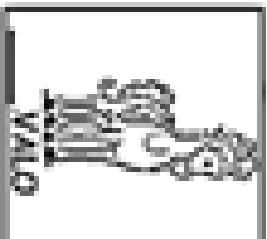
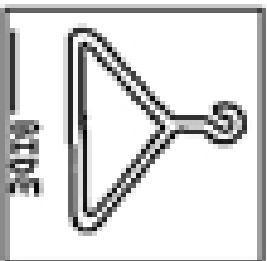
CI



CO

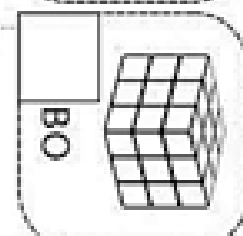
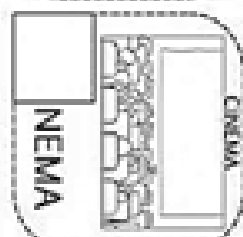


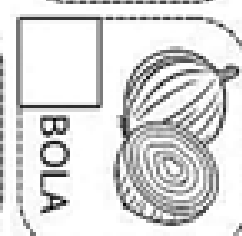


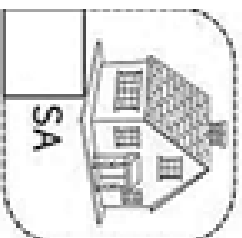



CU


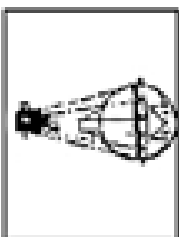

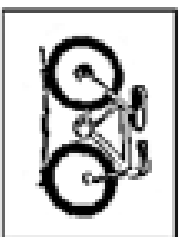


COMPLETE COM:

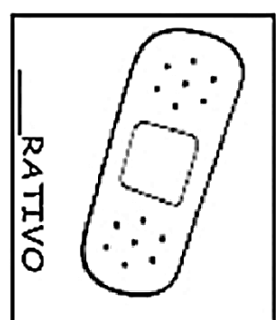


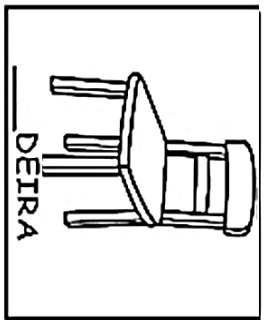
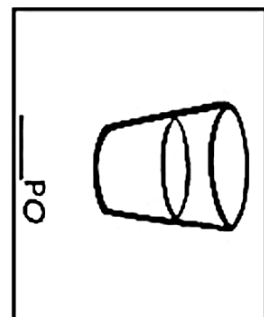

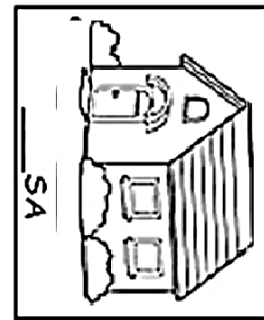

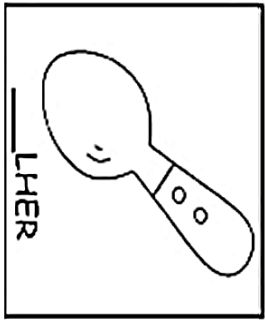
CA CE CI CO CU



ESCREVA O NOME DAS FIGURAS:




BUZINA - BEBÊ - BICICLETA - BOLA - BALÃO - ABACAXI




VAMOS COMPLETAR AS PALAVRAS:
CA - CO - CU

LEIA O TEXTO, CIRCULE E COPIE ABAIXO AS PALAVRAS INICIADAS COM A LETRA C.

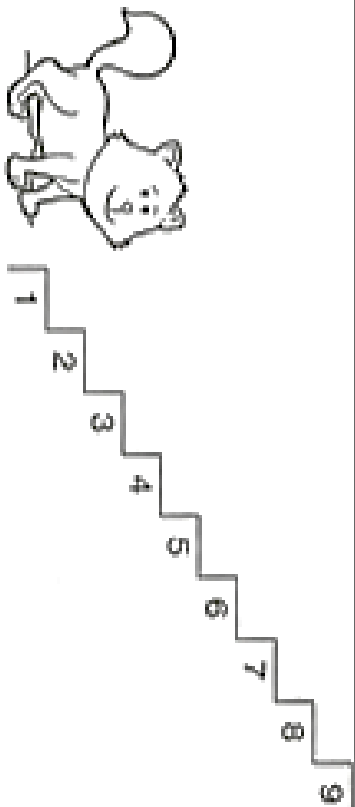
ELA ESTÁ NO CEBOLINHA,
NA CASCUDA E NO CASCÃO.
NO CAPIRA CHICO BENTO,
E NO NOSSO CORAÇÃO.



TEM NO CABO E NO CABIDE,
NO CACHORRO E NO CAMELO.
NUM FAMOSO COELHINHO,
QUE É DE PANO E NÃO DE PÊLO...



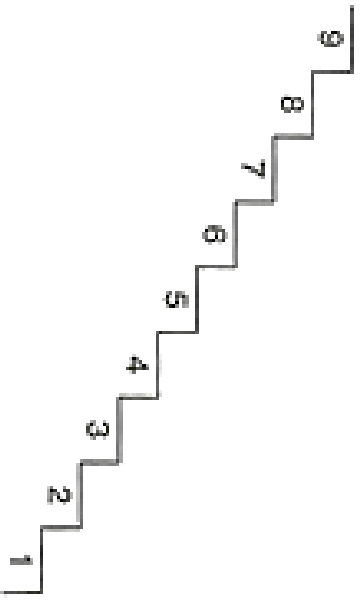
O GATO VAI SUBIR A ESCADA. OBSERVE A ORDEM DOS NÚMEROS QUE ELE VAI SUBIR:



Essa ordem é crescente, isto é, do menor número para o maior:

1-2-3-4-5-6-7-8-9


AGORA O GATO VAI DESCER A ESCADA. OBSERVE A ORDEM EM QUE ELE VAI DESCER:




Essa ordem é decrescente, isto é, do maior número para o menor

9-8-7-6-5-4-3-2-1


AJUDE BABI A CHEGAR ATÉ O CACHORRINHO, ESCRREVENDO OS NUMERAIS EM ORDEM CRESCENTE:



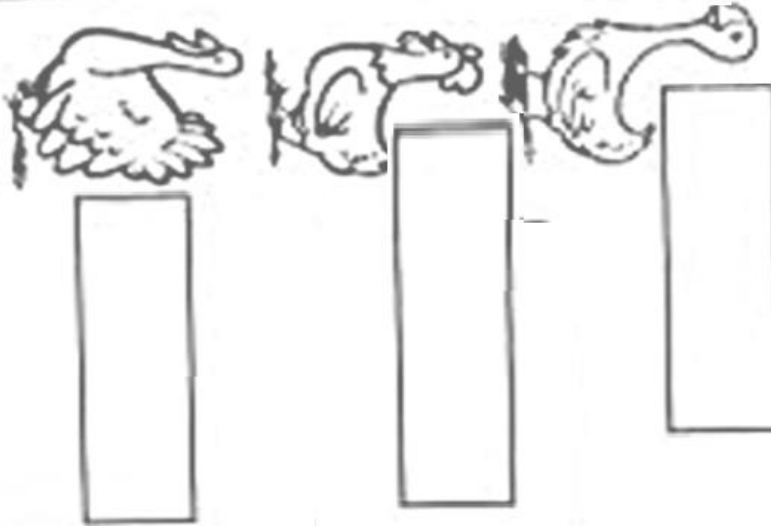
LEO QUER CHEGAR ATÉ A COMIDA DO TOTÔ, ESCRREVA OS NUMERAIS EM ORDEM CRESCENTE PARA AJUDÁ-LO:



ESCREVA O NOME DOS ANIMAIS E CRICULE-OS NO CAÇA PALAVRAS:



D	H	O	T	G	A	T	O
P	I	N	T	I	N	H	O
P	E	R	U	Q	L	J	N
B	G	A	N	S	O	C	F
C	G	A	L	I	N	H	A
F	P	O	R	C	O	L	V
C	A	C	H	O	R	R	O



PERU – GANSO – CACHORRO – PORCO – GATO – GALINHA – PINTINHO

CUCO
CASA
SACO

ROBÔ
CUBO
COCO

COCA
BOCA
OCA

OCA
CÃO
CABO

CARRO
COBRA
BALA

CABIDE
CAMELO
CAVALO

CACAU
CAMA
CABELO

COELHO
CANOA
COCADA

CAVALO
BALA
BOCA

CUCA
COELHO
CUIA






CA - CE - CI - CO - CU

O CHICO BENTO, CONTENTE,
BRINCA COM SEU CACHORRINHO.
O CEBOLA DÁ UM NÓ
NA ORELHA DO COELHINHO.


O CAMELO OLHA DE LADO.
VÊ O COLEGA CASCÃO
DANDO UM CARTÃO À CASCUCA,
EM FORMA DE CORAÇÃO.




VAMOS LIGAR:

	•	•	CUIA
	•	•	CASA
	•	•	CEBOLA
	•	•	CINTO
	•	•	COELHO


COMPLETE COM CE OU CEE COPIE ABAIXO:




__LULAR




__RCO




__BOLA




__NEMA




__NOURA




__NTO



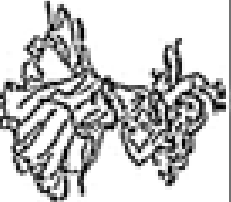
__GONHA




__SNE




__REBRO



__GANA

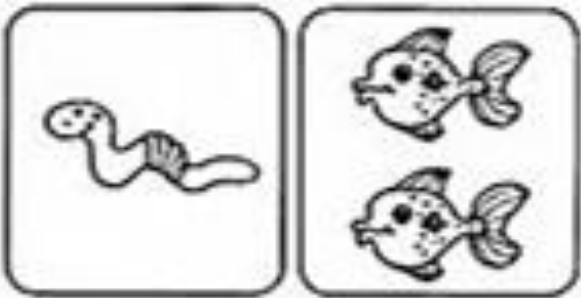




__NTOPEIA



__STA

CONTE OS ELEMENTOS DE CADA CONJUNTO E COMPARE AS QUANTIDADES. INDIQUE COM O SINAL = SE FOREM IGUAIS E ≠ SE DIFERENTES:



;) AGORA, COMPARE OS NUMERAIS E USE = OU ≠.

2 2

7 8

5 5

3 4

6 6

9 9


2 + 3 = _____ 4 + 1 = _____

3 + 3 = _____ 8 + 1 = _____

2 + 1 = _____ 1 + 2 = _____

5 + 4 = _____ 6 + 1 = _____

NAS DAMAS, NO DOMINÓ,
NO DIAMANTE E NO DEDAL,
NO DEDO E TAMBÉM NO DÓ
DESSA NOTA MUSICAL.



O DUBU NÃO QUER COMER?



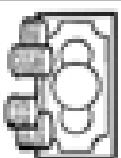


A GULOSA APARECEU.

DESCE OS DEGRAUS AVISANDO:

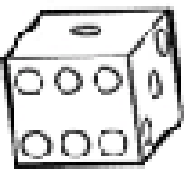


- ESSE SANDUÍCHE É MEU!




DA...DE...DI...DO...DU




VAMOS LIGAR:

	• DOCE
	• DUENDE
	• DADO
	• DINHEIRO
	• DEBO

DITADO

	<input type="text"/>
	<input type="text"/>
	<input type="text"/>

	<input type="text"/>
	<input type="text"/>
	<input type="text"/>

	<input type="text"/>
	<input type="text"/>
	<input type="text"/>

DADO	DEDO	DOMINÓ
DENTE	DIAMANTE	DINHEIRO
DINOSSAURO	DRAGÃO	DUENDE

ESTA É UMA FOTOGRAFIA DO ANIVERSÁRIO DA MAGALI:



1. QUANTOS ANOS A MAGALI ESTÁ FAZENDO?

2. QUANTAS MENINAS APARECEM NA FOTOGRAFIA?

3. QUANTOS MENINOS APARECEM NA FOTOGRAFIA?

4. QUANTAS CRIANÇAS TÊM AO TODO?

5. VAMOS PINTAR UMA FATIA DA TORTA PARA CADA CRIANÇA QUE APARECE NA FOTOGRAFIA:



VAMOS LISTAR OS ELEMENTOS DA FOTO DO ANIVERSÁRIO DA MAGALI?

1 - _____

2 - _____

3 - _____


4 - _____

5 - _____

EXISTE ALGUM ITEM DE FESTA QUE ESTÁ FALTANDO NA FOTO?

() SIM () NÃO

QUAL? _____



ORGANIZE AS PALAVRAS DE ACORDO COM A SILABA INICIAL:

DADO DAMA DENTE DOMINÓ
 DIAMANTE DEDO DOCE DUREX
 DUENDE DINOSSAURO

DA		
DE		
DI		
DO		
DU		

: CIRCULE O NOME DAS FIGURAS.


BODE
 BÊBADO
 BEBIDA

BODE
 BIBO
 BALA

DUDA
 DADO
 DEDO

DONA
 DADO
 DOCE

CONTE OS ELEMENTOS DE CADA CONJUNTO E COMPARE AS QUANTIDADES. INDIQUE COM O SINAL < O MAIOR E > O NÚMERO MENOR:



AGORA, COMPARE OS NUMERAIS E COMPLETE COM < OU > :

2 ----- 2

7 ----- 8

5 ----- 5

3 ----- 4

6 ----- 6

9 ----- 9

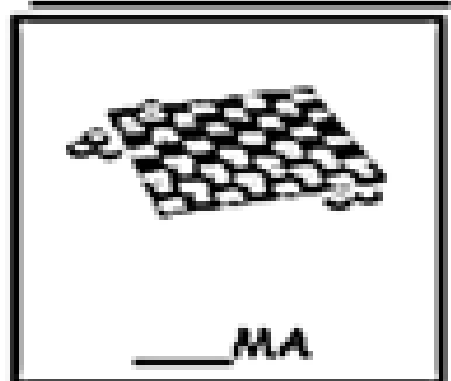
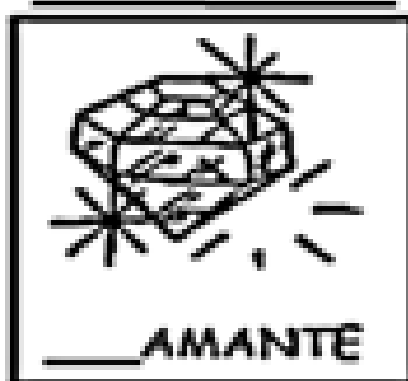
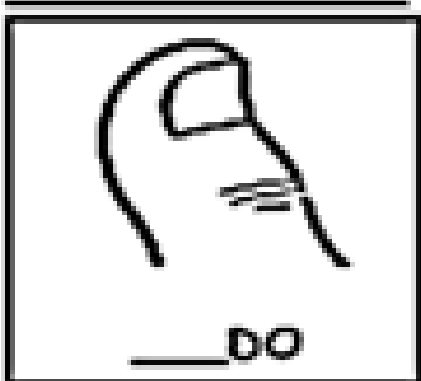

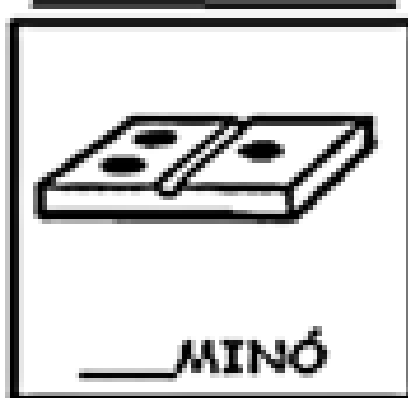
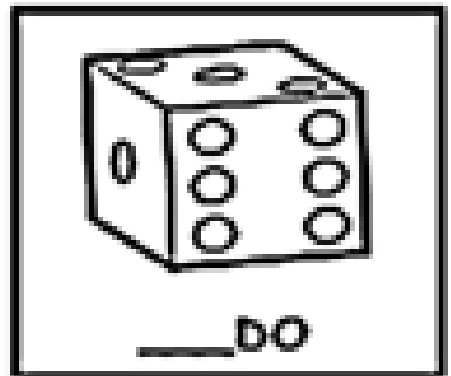
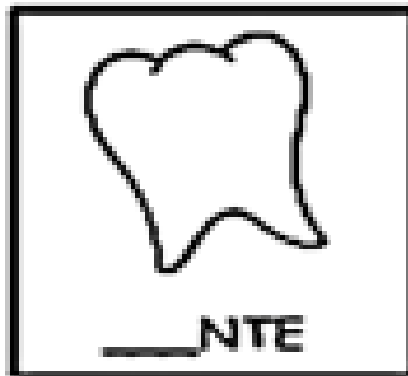

2 + 6 = _____ 4 + 1 = _____

3 + 3 = _____ 6 + 1 = _____

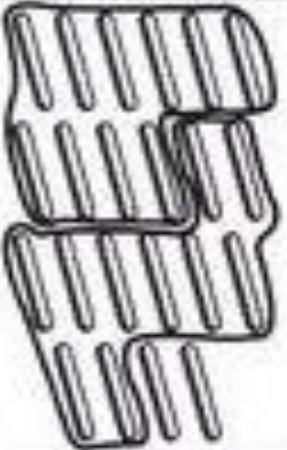



2 + 1 = _____ 1 + 7 = _____

5 + 4 = _____ 6 + 1 = _____

COMPLETE COM DA, DE, DI, DO, OU DU:



CAIO TEM UMA COLEÇÃO DE PALITOS. SEPRE-OS EM DEZENAS E UNIDADES, COMO NO MODELO:

Palitos				
Montinhos de 10 palitos	2			
Palitos que restaram	2			
Total de palitos	22			

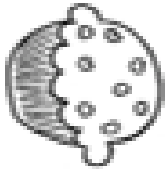

QUANTOS PALITOS É PRECISO PARA FORMAR UMA DEZENA? _____

QUANTOS PALITOS É PRECISO PARA FORMAR UMA DÚZIA? _____


DESENHE UMA DÚZIA DE OVOS:

CACA PALAVRAS

DADO DENTE DEDO DOMINÓ
 DAMA DOCE DUREX DUENDE DINHEIRO



D	A	D	O	A	W	R	T
G	V	N	M	D	A	M	A
D	E	D	O	G	T	Z	X
D	I	N	H	E	I	R	O
D	U	R	E	X	S	F	G
Y	P	D	O	M	I	N	Ó
D	E	N	T	E	W	R	T
J	K	D	U	E	N	D	E
D	O	G	E	G	D	F	G

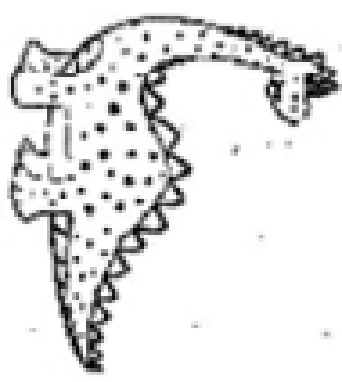


LIGUE OS DESENHOS AS PALAVRAS

CABIDE



DEDO



DADO




DAMA




CADEADO




DINOSSAURO




7 horas




1 hora




12 horas



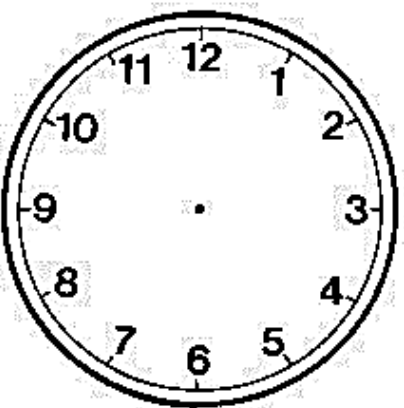
11 horas




4 horas




6 horas






3 horas




5 horas




9 horas





DESENHE OS PONTEIROS PARA QUE OS RELÓGIOS MARQUEM HORAS IGUAIS:








O FRANJINHA ARRUMA A FRANJA
 E O FLOQUINHO TRAZ A FITA.
 A FLOR E A FOLHA SE ENCANTAM
 COM A FADA TÃO BONITA.



UM FOGUETE DIFERENTE
 O FRANJINHA QUER CRIAR,
 SEM TANTO FOGO E FUMAÇA,
 E SEM POLUIR O AR.

FA...FE...FI...FO...FU

VAMOS LIGAR:


	•	• FILHOTE
	•	• FADA
	•	• FUTEBOL
	•	• FEIJÃO
	•	• FOGO

CIRCULE O NOME DAS FIGURAS:

	BOFE FEIJÃO FADA		FIO FUBÁ FACÃO		FOCA FEIJÃO CAFÉ
	CAFÉ UFA FAMA		FOI BAFO FADA		FADA FOGO FITA

$4 + 5 =$	8
	9
	7

$4 + 3 =$	6
	8
	7



$\begin{array}{r} 7 \\ + 2 \\ \hline \end{array}$	9
	7
	6

$\begin{array}{r} 3 \\ + 2 \\ \hline \end{array}$	5
	4
	3

$\begin{array}{r} 4 \\ + 2 \\ \hline \end{array}$	5
	6
	7

$\begin{array}{r} 4 \\ + 4 \\ \hline \end{array}$	9
	7
	8

$\begin{array}{r} 6 \\ + 3 \\ \hline \end{array}$	7
	8
	9

$\begin{array}{r} 2 \\ + 6 \\ \hline \end{array}$	6
	7
	8

$\begin{array}{r} 8 \\ - 5 \\ \hline \end{array}$	2
	4
	3

$\begin{array}{r} 5 \\ - 4 \\ \hline \end{array}$	0
	1
	2

$9 - 6 =$	2
	3
	4

$5 - 0 =$	0
	5
	6


$7 - 7 =$	0
	1
	2

$8 - 4 =$	4
	3
	2

$9 - 4 =$	3
	5
	4

$6 - 5 =$	0
	1
	2


FORME PALAVRAS DE ACORDO COM OS SÍMBOLOS:



PINTE AS PALAVRAS QUE VOCÊ ENCONTROU:

FABIO	FIO	FOCA	FALTA
LUA	BIFE	FICA	FILA
CASA	FITA	SOL	FOGO
FACA	FIFI	FOFO	CAFÉ

COMPLETE COM AS SÍLABAS QUE FALTAM:



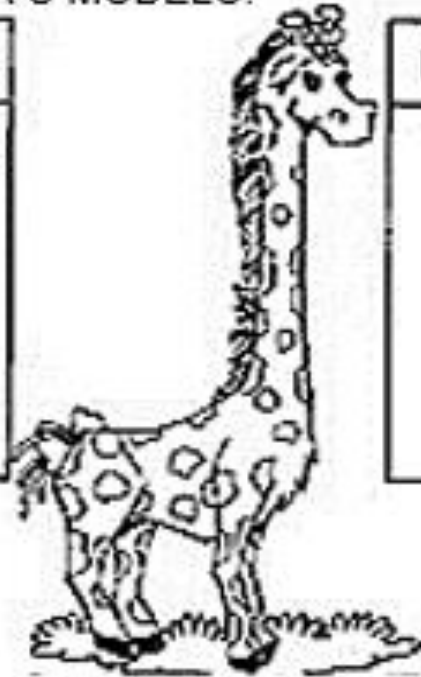
- $5 + 1 =$ $0 + 0 =$ $2 + 1 =$ $6 + 2 =$ $1 + 8 =$ $3 + 1 =$ $3 + 2 =$ $4 + 3 =$

- 9 6 4 7 3 5 8 0

SIGA O MODELO:

DEZENAS	UNIDADES
 	□ □ □

D	U
1	3



DEZENAS	UNIDADES
 	□ □ □ □ □

D	U

DEZENAS	UNIDADES
 	□ □ □ □

D	U

DEZENAS	UNIDADES
 	□ □ □ □ □ □

D	U

A GALINHA PINTADINHA
 E O GALO CARIJÓ
 A GALINHA USA SAIA
 E O GALO PALETÓ.

A GALINHA FICOU DOENTE
 E O GALO NEM LIGOU
 OS PINTINHOS FORAM CORRENDO
 PRA CHAMAR O SEU DOUTOR!

O DOUTOR ERA O PERU
 A ENFERMEIRA, O URUBU
 E A AGULHA DA INJEÇÃO
 ERA A PENA DO PAVÃO


COMPLETE COM AS PALAVRAS QUE FALTAM:

A _____ PINTADINHA

E O GALO _____

A GALINHA USA _____

E O _____ PALETÓ.



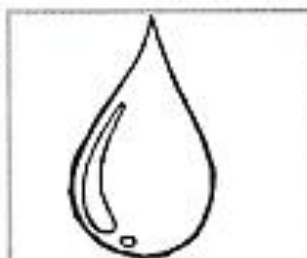
A GALINHA FICOU _____

E O _____ NEM LIGOU

OS PINTINHOS FORAM _____

PRA CHAMAR O SEU _____!

PINTE O NOME DA FIGURA.



GOTA

GOLA

GOMA



GAVETA

GALEGA













GALERA

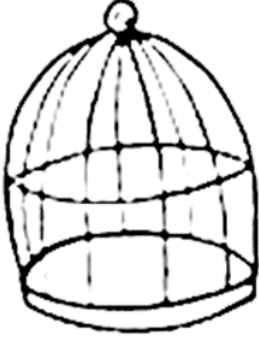






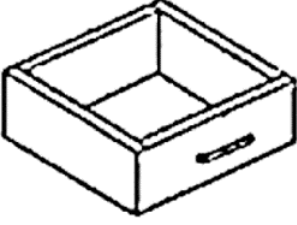


FIGO





FOGO

FOCA



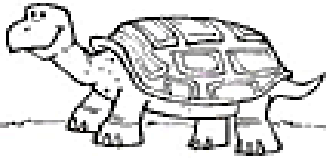





 ___ IOLA	 ___ LINHA	 ___ NGORRA	 ___ RFO
---	--	--	--

 ___ TO	 ___ VETA	 ___ VIÃO	 ___ LEIRA
---	---	--	--


 ___ RILA	 ___ TA	 ___ LFINHO	 ___ MBÁ
---	---	--	--

COMPLETE OS NOMES DAS FIGURAS

			BIGODE _
			TARTARUGA _
			MORANGO _
			MORCEGO _
			GALINHA _
			GORILA _

Nathan fez 10 pontos e estava com o peão na casa 78.
Em qual casa ele deve colocar o peão agora?

D	U



R: Ele deve colocar o peão na casa _____.

Pedro fez 2 pontos e o peão foi para a casa 62.
Em qual casa o peão estava antes?


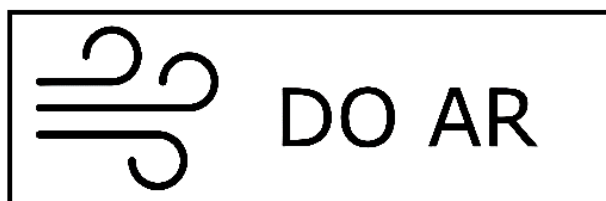
D	U



R: O peão estava na casa _____.

COMO O CORONAVÍRUS É TRANSMITIDO?

Este vírus pode ser transmitido através:



PARA PREVENIR EVITE:



EVITE SAIR DE CASA, MAS QUANDO FOR, UTILIZE SEMPRE A
MÁSCARA!

REFERÊNCIAS

- 1 - <http://alfabetizandocomunicaeturma.blogspot.com/>
- 2 - [Método das Boquinhas – Renata Jardini \(metododasboquinhas.com.br\)](http://metododasboquinhas.com.br)
- 3 - <https://casaconstrucao.org/artesanato/dobradura-de-cachorro/>
- 4 – Coleção livros didáticos Ápis 1o ano, Editora Ática, 3a Edição, São Paulo. (distribuídos para toda a rede municipal)
- 5 – Mapa Múndi e informações Jogos Olímpicos - <https://suportegeografico77.blogspot.com/>
- 6 - <http://brcomunica.net.br/silabas-com-a-letra-g/>
- 7 - Possui propriedade deste material? Entre em contato para ser referenciado.
- 8 - No copyright infringement intended. Please, choose for reference me.
- 9 - Keine Absicht, das Urheberrecht zu verletzen. Senden Sie mir eine E-Mail und wir werden einen Link zu Ihrem Smart-Produkt erstellen. Bitte wählen Sie mich als Referenz.
- 10 - Нет намерения нарушать авторские права. Отправьте мне электронное письмо, и мы сошлемся на ваш интеллектуальный продукт. Пожалуйста, выберите для справки меня.
- 11 - Sin intenciones de infringir los derechos de autor. Por favor, elige como referencia mí.