

CONTEÚDOS DO 2º BIMESTRE



ATIVIDADES REFERENTES AOS DIAS:
19, 20, 22, 23, 26, 27, 28, 29 e 30 de Abril.
03, 04, 05, 06, 07 e 10 de Maio (15 dias).

PROFESSORA ELIANE
FASE I-A


TURNOS: TARDE

ALUNO:

19/04/2021

VOCE

QUEM É VOCE?
PINTE AS ROUPAS DA FIGURA QUE REPRESENTA O QUE VOCE É.





19/04/2021

COMO VOCÊ É?

.....

OLHE-SE NO ESPELHO E FAÇA UM DESENHO DE COMO É O SEU ROSTO.






Nome _____


20/04/2021

Atividade Matemática


QUANTAS BOLAS?



UM



♦ VAMOS PRATICAR?




ATIVIDADE

EU SOU: _____

A LETRINHA DO DIA É...

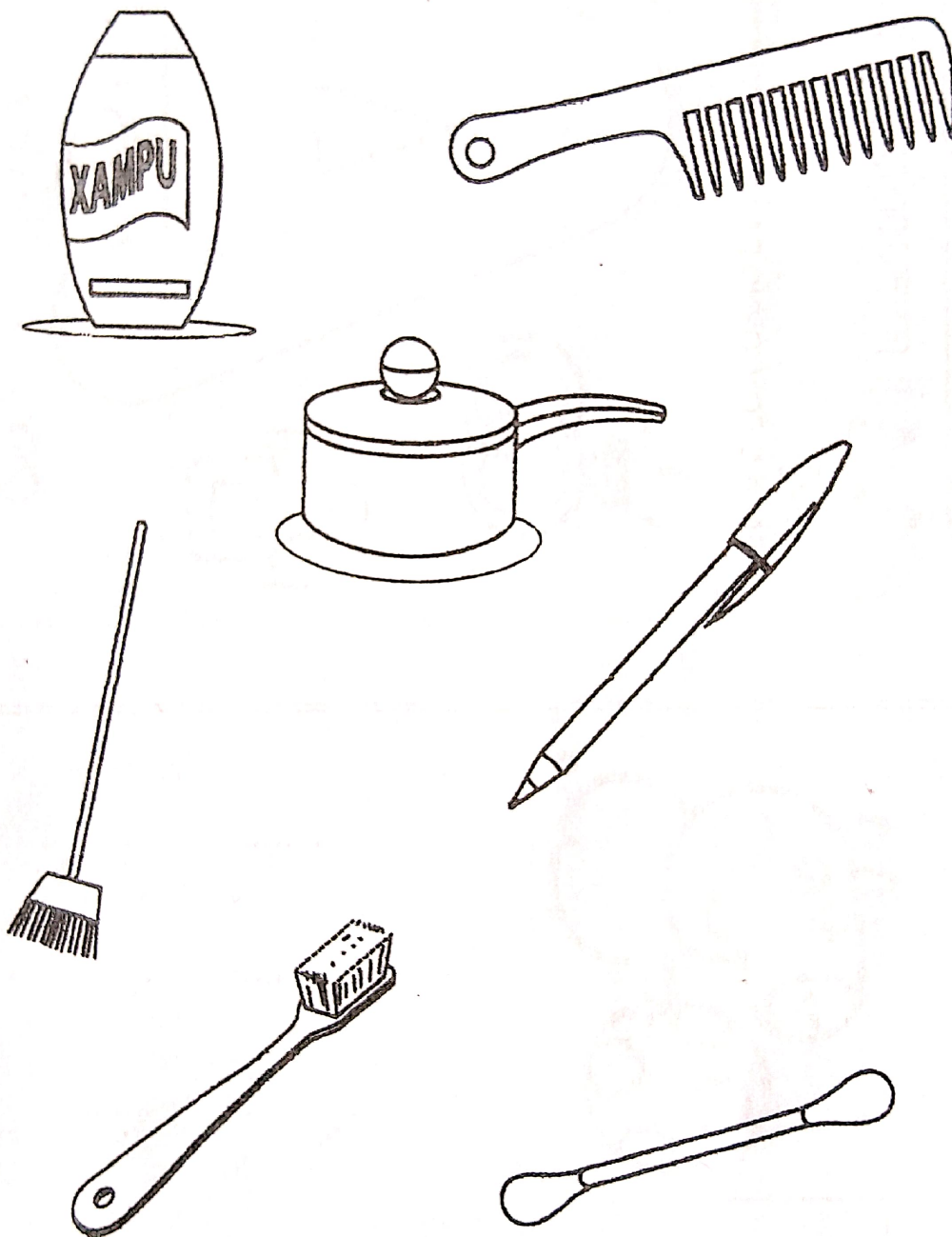
1- FAÇA O CONTORNO DA LETRA COM TINTA GUACHE AZUL.




20/04/2021

HIGIENE PESSOAL

I. PINTE OS OBJETOS QUE FAZEM PARTE DA NOSSA HIGIENE PESSOAL:



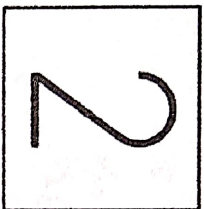



Nome _____

22/04/2021


Atividade Matemática

QUANTOS PERSONAGENS?



DOIS

♦ VAMOS PRATICAR?

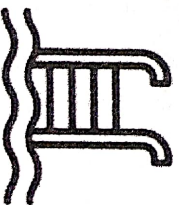
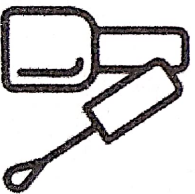
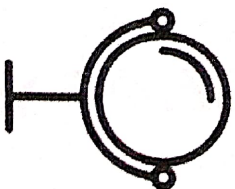
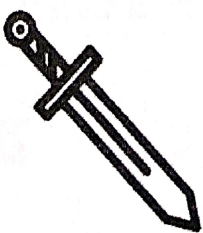
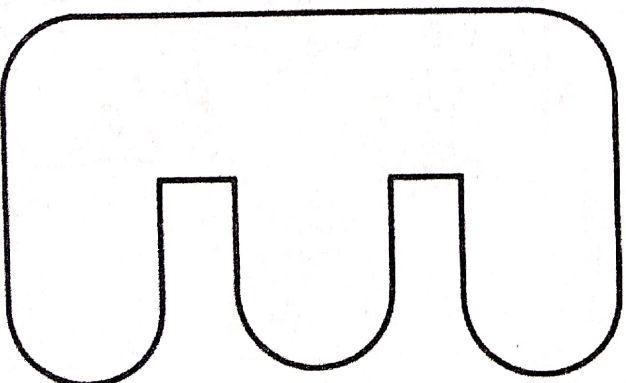
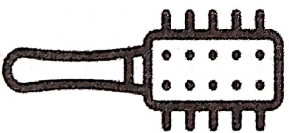


ATIVIDADE

EU SOU: _____

A  LETRINHA DO DIA É...

1- FAÇA O CONTORNO DA LETRA COM TINTA GUACHE VERDE.



22/04/2021

MAIOR OU MENOR / ALTO OU BAIXO

1. PINTE DE AMARELO O CACHORRO MAIOR E DE MARROM O MENOR.



2. QUAL DESTES ANIMAIS É O MAIS ALTO? MARQUE UM X.



3. CIRCULE A CRIANÇA MAIS BAIXA DESTA CENA.





Escola:



23/04/2021^{1a} LETTORZINHO.COM

Aluno:

1- PINTA A LETRA I DE ILHA COM TINTA AZUL A DEDO SEGUINDO O CONTORNO DA LETRA.




VAMOS TRENAR?



Nome _____


Afividade Matemática

CONTE OS BALÕES.



TRÊS


♦ VAMOS PRATICAR?




23/04/2021

COMPRIDO OU CURTO


1. PINTE DE LARANJA A TOALHA MAIS COMPRIDA E DE AZUL A MAIS CURTA.



2. CIRCULE O LÁPIS MAIS COMPRIDO E MARQUE UM X AO LADO DO MAIS CURTO.



3. LIGUE O PÁSSARO À ESTACA MAIS COMPRIDA DA CERCA E A BORBOLETA À ESTACA MAIS CURTA.



Escola:

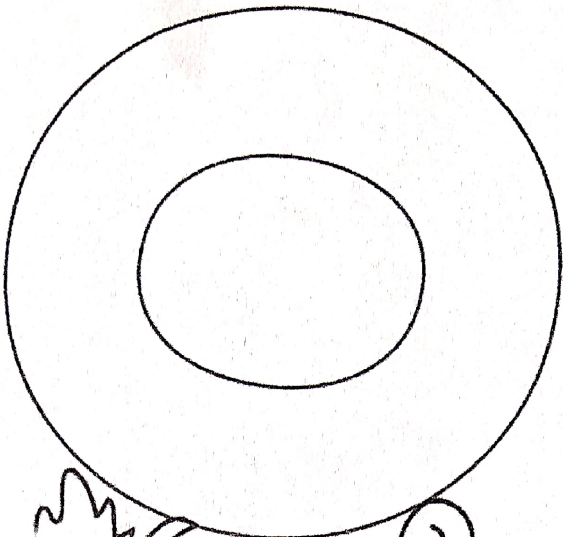
26/04/2021

1ª





LEITOPREMIUM.COM

Aluno:

1- PINTA A LETRA O DE OVELHA COM TINTA BRANCA A DEDO SEGUINDO O CONTORNO DA LETRA.




VAMOS TRENAR?



Nome

Atividade Matemática




QUANTOS PERSONAGENS?



4


QUATRO

◆ VAMOS PRATICAR?



26/04/2021

CIRCULE TODAS AS VOGAIS O QUE APARECEM DENTRO DA OVELHA.




Escola _____

27104/2021


LEITFORZUMHO.COM

Aluno _____


1- PINTE A LETRA U DE URUBU COM A COR PRETA A DEDO SEGUINDO O CONTORNO DA LETRA.



VAMOS TREINAR?




Nome _____



Atividade Matemática

QUANTOS PERSONAGENS?



5

CINCO

◆ VAMOS PRATICAR?

5 5 5 5 5 5 5

5 5 5 5 5 5 5

5 5 5 5 5 5 5

27/04/2021


PINTE AS FIGURAS CUJOS NOMES COMEÇAM COM A VOGAL U.



UVA



ILHA



TATU



PERA



URSO




LUVA



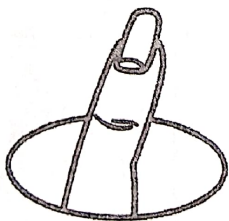
SAPO



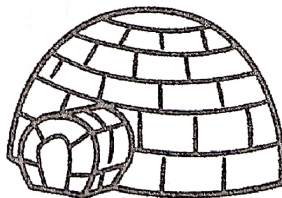
URUBU



PALHAÇO



UNHA



IGLU




UM

28/04/2021



OBSERVE O CONTORNO DA MÃO NA FOLHA E FAÇA O QUE SE PEDE.




- PINTA UM DEDO DE AZUL;
- PINTA DOIS DEDOS DE AMARELO;
- PINTA UM DEDO DE VERDE;
- PINTA O DEDO QUE RESTOU DE VERMELHO.

28/04/2021

MAIOR OU MENOR


1. FAÇA O CONTORNO DE SUA MÃO.



A) FAÇA UMA SETA INDICANDO O MAIOR DEDO DE SUA MÃO.

B) CIRCULE O DEDO MENOR.

2. PINTe DE AMARELO O PATO MAIOR E DE VERMELHO A GALINHA MENOR.



29/04/2021


ESCOLA _____

NOME _____

PROFESSOR (A) _____

DATA ____/____/____

"UM PAÍS SE FAZ COM HOMENS E LIVROS."






29/04/2021

"UM PAÍS SE FAZ COM HOMENS E LIVROS."

NOME _____

DATA ____/____/____

1. RECORTE E COLE OS NÚMEROS SEGUINDO A SEQUÊNCIA E AJUDE O ANJINHO A CHEGAR ATÉ A TURMA PARA OUVIR UMA HISTÓRIA INFANTIL




30/04/2021

INDIOZINHOS

UM, DOIS, TRÊS INDIOZINHOS,
QUATRO, CINCO, SEIS INDIOZINHOS,
SETE, OITO, NOVE INDIOZINHOS,
DEZ NUM PEQUENO BOTE.




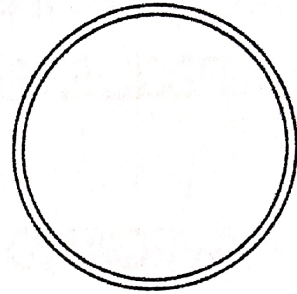




FORAM NAVEGANDO PELO RIO ABAIXO
QUANDO O JACARÉ SE APROXIMOU
E O BOTE DOS INDIOZINHOS
QUASE, QUASE VIROU.
QUASE, QUASE VIROU,
MAS NÃO VIROU.



30/04/2021



RECORTE OS NÚMEROS E NUMERE OS INDIOZINHOS.



1

2






3

4

5

03/05/2021

LIGAR DE FORMA CORRETA.



NOME _____

03/05/2021



Escola _____

Nome _____

Data ____/____/____ Prof.: _____

Turma _____


19 de Abril dia do Índio



MARQUE UM X NOS DOIS INDIOZINHOS QUE ESTÃO CORRENDO PARA O LADO DIFERENTE DOS OUTROS



PINTE O QUEBRA-CABEÇA. EM SEGUIDA, RECORTE
NOS LUGARES INDICADOS



04/05/2021













MONTE AQUI O QUEBRA CABEÇA DO ÍNDIO...

04/05/2021

JOGO DA MEMÓRIA DO ÍNDIO

PINTE BEM BONITO E SE DIVIRTA....


(Não precisa devolver)




05/05/2021

1- FAÇA UM LINDO DESENHO DA SUA MÃE DENTRO DO CORAÇÃO

Te amo!!!





2- VAMOS COMPLETAR?



Nome: _____

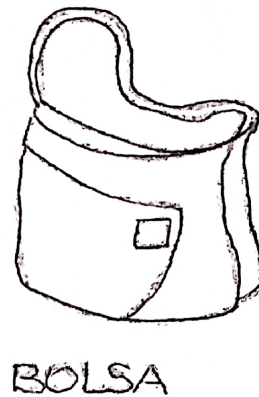





L **05/05/2021** _ Turno: _____

SIGA OS NÚMERO DE 1 A 10 E LEVE A MENININHA ATÉ SUA MÃE.



06/05/2021

PINTE O PRESENTE QUE VOCÊ GOSTARIA DE DAR PARA SUA MAMÃE



07/05/2021

PINTE E ENFEITE ESTE LINDO BUQUÊ PARA SUA
MAMÃE.....




FELIZ DIA DAS
MÃES!!!

10/05/2021

BRINCADEIRA QUEM É?

Como brincar:

Colocar uma venda nos olhos do aluno, certificar que ele não está vendo nada, em seguida trazer alguém da família para ele descobrir quem é? através do toque, cheiro ou das informações passadas por você, tipo: a primeira letra do nome, a cor da roupa, adulto ou criança.



10/05/2021

AGORA DESENHE ALGUNS MOMENTOS DA BRINCADEIRA COM A SUA FAMÍLIA, PODE SER O PAPAÍ, A MAMÃE, OU MESMO VOCÊ COM OS OLHOS VENDADOS!

